

Wisconsin Deaths, 1999

May 2001

Bureau of Health Information
Division of Health Care Financing
Department of Health and Family Services

Introduction

This report, *Wisconsin Deaths 1999*, presents key information about deaths of Wisconsin residents that occurred in 1999 and previous years. Information is included on the number and rate of deaths overall and by age, sex and cause. *Wisconsin Deaths* has been published annually since the 1995 data year, and replaced the earlier report series *Vital Statistics* (data years 1984-1994), *Public Health Statistics* (1952-1983), and *Annual Report of Morbidity and Mortality* (1948-1951).

Beginning with the 1999 data, causes of death have been coded using the International Classification of Diseases, Tenth Revision (ICD-10). ICD-10 replaces the ICD-9 that was used to code death data for the years 1979-1998. ICD-10 is a classification system that was developed collaboratively by the World Health Organization (WHO) and 10 international centers to reflect advances in medical science and changes in diagnostic terminology, and to promote international comparability in the presentation of mortality statistics.

ICD-10 differs from ICD-9 in a number of respects:

- ICD-10 is far more detailed than ICD-9; it has about 8,000 categories compared with the 4,000 categories of ICD-9;
- ICD-10 uses 4-digit alphanumeric codes instead of the 4-digit numeric codes in ICD-9;
- Three new ICD “chapters” (major diagnosis categories) have been added and some chapters rearranged;
- Some cause-of-death names have been changed, and some conditions have been regrouped; and
- Some coding rules have been changed.

The tabulation lists you will find in this report have been revised to reflect the new classifications in ICD-10. Some new categories identify specific diseases or particular complications of specific diseases that are of growing interest. For example, Alzheimer’s Disease now appears among the list of codes used for ranking leading causes of death (see list, page 67), so that in Table 6 (page 17) it now appears as a leading cause of death. Under ICD-9, Alzheimer’s Disease was not listed separately (see list, page 72) but was included in the residual (remainder) category, “All Other Codes;” consequently, Alzheimer’s Disease never appeared as a leading cause of death before 1999.

The change from ICD-9 to ICD-10 affects the comparability of 1999 data with data for previous years for some categories of deaths. A comparability table is included on page 76 to assist the reader in comparing numbers of deaths by cause between 1999 (ICD-10) and earlier years (ICD-9).

The source of these data is death certificates that are filed with the State Registrar, Vital Records Section, Bureau of Health Information (BHI), Division of Health Care Financing, Department of Health and Family Services (see sample, page 73). Most of these deaths occurred in Wisconsin, although BHI receives death certificates of Wisconsin residents from other states and countries as

well. (These reports of deaths that occurred outside Wisconsin are thought to be substantially complete.)

All tables and figures in this report present Wisconsin resident data (deaths of Wisconsin residents). This means that deaths have been assigned to the area where the person lived (usually legal residence), regardless of where the death occurred.

Chapter 69, Wisconsin Statutes, authorizes the Department of Health and Family Services to supervise and direct the collection of vital statistics death data. This statute also indicates how local registrars are to collect and file certificates for deaths that occur in their jurisdiction. A copy of the death certificate form is included in the Technical Notes at the end of this report.

We would like to recognize the following: local Register of Deeds offices and the Milwaukee and West Allis city health offices (for registering deaths), coroners and medical examiners (for certifying causes of death), hospitals and physicians (for certifying deaths), and funeral directors (for filing death certificates). We would also like to acknowledge and thank other states for submitting data on deaths of Wisconsin residents that occurred there.

The Department of Health and Family Services produced this publication. Staff of the Vital Records Registration and Statistics Unit, Bureau of Health Information, collected and compiled the death records. Joyce Knapton prepared the report and wrote the narrative. Sandra Park prepared the ICD-10/ICD-9 comparability ratio table and assisted in the preparation of the report. Beverly Smith provided technical assistance with graphics and formatting. Patricia Nametz edited the report. Draft review and comments were provided by Peter Rumm, M.D., and David Nordstrom in the Bureau of Chronic Disease Prevention and Health Promotion, Division of Public Health, and by Karl Pearson in the Bureau of Health Information. The report was prepared under the overall direction of Sandra Breitborde, Deputy Director, Bureau of Health Information, and the supervision of Janet Heimbruch, State Registrar, Vital Records Section, and Lynnette Traas, Supervisor, Registration and Statistics Unit.

Death, birth, hospitalization and other health-related statistical information for Wisconsin is also available through the Internet on the Department of Health and Family Services web site, at www.dhfs.state.wi.us/stats.

Comments, suggestions and requests for additional data may be addressed to:

Joyce Knapton
Bureau of Health Information
Division of Health Care Financing
P.O. Box 309, Room 172
Madison, WI 53701-0309
(608) 267-7815
knaptj@dhfs.state.wi.us

Table of Contents

Introduction 1

Key Findings 5

Deaths and Death Rates

Table 1. Deaths and Death Rates, Wisconsin and U.S., Selected Years..... 7
Table 2. Deaths and Death Rates by Age and Sex, 1999..... 8
Table 3. Deaths by County of Residence, 1990-1999..... 9
Table 4. Deaths by County of Residence and Occurrence, 1999..... 11
Map. Number of Infant Deaths by County of Residence, 1999 12
Figure 1. Death Rates from Diseases of the Heart by Selected Age Groups and Sex, 1999..... 13
Figure 2. Death Rates from Malignant Neoplasms (Cancer) by Selected Age Groups and Sex, 1999 14
Figure 3. Death Rates from Cerebrovascular Diseases (Stroke) by Selected Age Groups and Sex, 1999 15

Cause of Death

Table 5. Summary Categories of Cause of Death, 1999 16
Table 6. Leading Underlying Causes of Death by Age, 1998 and 1999 17
Table 7. Leading Underlying Causes of Death for Males, by Age, 1998 and 1999..... 20
Table 8. Leading Underlying Causes of Death for Females, by Age, 1998 and 1999 23
Table 9. Deaths by Underlying Cause of Death, Age and Sex, 1999 26
Table 10. Deaths by Underlying Cause of Death, Race and Sex, 1999 32
Table 11. Leading Underlying Causes of Death by Race, 1998 and 1999 33
Table 12. Leading Underlying Causes of Death for Males by Race, 1998 and 1999..... 35
Table 13. Leading Underlying Causes of Death for Females by Race, 1998 and 1999 37
Table 14. Deaths by Underlying Cause of Death and County of Residence, 1999..... 39
Table 15. Deaths by Specific Underlying Cause, 1999..... 46

Technical Notes

Reporting Requirements 66
International Classification of Disease (ICD-10) Groupings..... 67
International Classification of Disease (ICD-9) Groupings 72
Sample of Wisconsin Death Certificate 73
Table A1. Wisconsin Population Estimates by Age and Sex, July 1, 1999 74
Table A2. ICD-10/ICD-9 Comparability Ratios for 113 Selected Causes of Death 75

Key Findings

- In 1999, there were 46,571 deaths of Wisconsin residents, 681 more than in 1998.
- The 1999 Wisconsin death rate (deaths per 1,000 population) was 8.8, similar to rates for the past 20 years.
- The Wisconsin death rate has been almost identical to the United States death rate every year since 1945.
- Age-specific death rates generally increase with age, except that the death rate for infants (under age one) is higher than that for children in other age groups.
- Age-specific death rates for males generally exceed death rates for females. However, among persons aged 80 and older, the number of female deaths is greater than the number of male deaths (even though male death rates remain generally higher). This is because there are many more females than males living past the age of 80.
- As in 1998, the three leading causes of death in 1999 were diseases of the heart, malignant neoplasms (cancer) and cerebrovascular diseases (stroke). These three causes of death accounted for 61 percent of total deaths among Wisconsin residents.
- Accidents were the leading cause of death among boys (ages 1-14) and young men (ages 15-24 and 25-44).
- Accidents were also the leading cause of death among females ages 1-14 and 15-24, but cancer was the leading cause among women ages 25-44.
- Diseases of the heart and cancer were the two leading causes of death among whites, blacks and American Indians. In 1999, diseases of the heart accounted for 22 percent of deaths among blacks, 30 percent of deaths among whites and 23 percent of deaths among American Indians.
- Diabetes accounted for over 9 percent of American Indian deaths in 1999, compared to approximately 3 percent for whites and 4 percent for blacks.
- In both 1998 and 1999, diabetes accounted for nearly twice the percentage of deaths among black women (5.3 percent) as among all women statewide (2.8 percent). Among American Indian women in 1999, diabetes accounted for almost 10 percent of deaths.
- Accidents accounted for over 15 percent of deaths among American Indian males, compared with about 5 percent of deaths among males overall.
- Accidents accounted for nearly 13 percent of female American Indian deaths in 1999, compared with 3 percent of deaths among females overall.

Table 1. Deaths and Death Rates, Wisconsin and United States, Selected Years, 1910-1999

Year	Number of Wisconsin Deaths	Wisconsin Death Rate	U.S. Death Rate
1910	28,213	12.1	14.7
1915	26,676	10.7	13.5
1920	29,859	11.3	13.0
1925	29,380	10.5	11.8
1930	30,488	10.4	11.3
1935	30,404	10.0	10.9
1940	31,457	10.0	10.8
1945	31,776	10.7	10.6
1950	33,573	9.7	9.6
1955	35,250	9.6	9.3
1960	38,121	9.6	9.5
1965	40,146	9.5	9.4
1970	40,820	9.2	9.5
1975	39,916	8.8	8.9
1980	40,801	8.7	8.8
1985	41,434	8.7	8.7
1990	42,655	8.7	8.6
1991	43,117	8.7	8.5
1992	42,179	8.5	8.5
1993	44,466	8.8	8.8
1994	44,420	8.7	8.8
1995	45,037	8.8	8.8
1996	45,107	8.7	8.7
1997	44,860	8.6	8.6
1998	45,890	8.7	8.6
1999	46,571	8.8	8.8

Source: Wisconsin data are from the Bureau of Health Information, Division of Health Care Financing, Department of Health and Family Services. U.S. death rates through 1998 are final data from the *Monthly Vital Statistics Reports* of the National Center for Health Statistics; this report is now titled *National Vital Statistics Reports*. The U.S. death rate for 1999 is taken from *National Vital Statistics Reports*, "Births, Marriages, Divorces and Deaths: Provisional Data for 1999," Volume 48, Number 19, February 22, 2001.

Note: Rates shown here are deaths per 1,000 population.

- In 1999, there were 46,571 deaths of Wisconsin residents, 681 more than in 1998.
- The 1999 Wisconsin death rate (deaths per 1,000 population) was 8.8, similar to rates for the past 20 years.
- The Wisconsin death rate has been almost identical to the United States death rate every year since 1945.

Table 2. Deaths and Death Rates by Age and Sex, Wisconsin 1999

Age Group	Total		Male		Female	
	Number of Deaths	Death Rate	Number of Deaths	Death Rate	Number of Deaths	Death Rate
All Ages	46,571	879.5	22,852	878.2	23,718	880.7
Under 1	456	668.8	255	728.2	200	603.1
1-4	109	40.9	64	47.0	45	34.5
5-9	63	17.1	33	17.5	30	16.7
10-14	84	20.7	50	24.0	34	17.3
15-19	251	60.3	171	80.3	80	39.4
20-24	312	89.5	240	136.4	72	41.8
25-29	246	75.6	178	110.6	68	41.3
30-34	322	87.4	211	115.3	111	59.8
35-39	514	117.7	334	151.5	180	83.2
40-44	742	169.2	468	211.2	274	126.3
45-49	1,037	269.6	658	344.5	379	195.7
50-54	1,323	416.6	842	536.5	481	299.4
55-59	1,725	697.1	1,082	893.8	643	508.8
60-64	2,275	1,102.7	1,391	1,383.0	884	835.9
65-69	3,317	1,828.4	1,946	2,298.0	1,371	1,417.0
70-74	5,007	2,933.0	2,938	3,799.0	2,069	2,216.0
75-79	6,365	4,436.8	3,425	5,675.0	2,940	3,538.0
80-84	7,674	7,223.3	3,699	9,339.0	3,975	5,965.0
85-89	7,241	11,561.6	2,798	14,203.0	4,443	10,349.0
90-94	5,057	20,228.0	1,576	24,510.0	3,481	18,745.0
95 +	2,450	31,290.0	492	30,750.0	1,958	31,429.0

Source: Bureau of Health Information, Division of Health Care Financing, Department of Health and Family Services. For the population estimates used to calculate rates, see Technical Notes, page 74.

Notes: Rates by age and sex are deaths per 100,000 population in that age group or age/sex group. The total includes one death where age was undetermined and one infant death where sex was unknown.

- Age-specific death rates generally increase with age, except that the death rate for infants (under age one) is higher than that for children in other age groups.
- Age specific death rates for males generally exceed death rates for females. However, among persons aged 80 and older, the number of female deaths is greater than the number of male deaths (even though male death rates remain generally higher). This is because there are many more females than males living past the age of 80.

Deaths and Death Rates

Table 3. Deaths by County of Residence, Wisconsin 1990–1999

	1990	1991	1992	1993	1994	1995	1996	1997	1998	1999
State Total	42,655	43,117	42,179	44,466	44,420	45,037	45,107	44,860	45,890	46,571
Adams	182	193	162	199	200	185	180	183	198	210
Ashland	214	187	227	212	206	218	179	193	185	188
Barron	433	459	419	477	416	450	472	444	507	481
Bayfield	151	153	159	152	182	152	146	162	168	154
Brown	1,349	1,362	1,370	1,445	1,560	1,482	1,507	1,472	1,630	1,575
Buffalo	145	168	149	152	134	121	132	159	141	159
Burnett	159	155	158	164	180	179	192	170	192	186
Calumet	242	244	207	248	244	235	232	231	259	266
Chippewa	498	502	506	489	538	534	495	499	548	553
Clark	355	327	316	346	322	323	341	318	324	303
Columbia	450	464	475	506	490	532	505	494	501	550
Crawford	180	185	151	175	202	178	180	172	161	201
Dane	2,078	2,237	2,177	2,365	2,371	2,397	2,475	2,437	2,535	2,580
Dodge	765	819	798	779	777	810	764	797	819	834
Door	311	292	273	288	319	311	292	305	338	322
Douglas	440	490	456	531	456	455	521	499	483	495
Dunn	271	236	244	278	257	289	250	243	281	296
Eau Claire	658	673	633	632	737	664	693	658	665	692
Florence	44	53	43	45	60	66	50	46	56	49
Fond du Lac	771	791	801	837	835	867	880	785	907	898
Forest	122	116	102	124	110	109	119	108	114	116
Grant	493	472	485	494	482	465	478	483	445	505
Green	270	270	299	276	322	316	326	308	299	328
Green Lake	201	231	218	213	214	248	226	246	231	241
Iowa	195	207	177	180	206	191	170	182	196	195
Iron	97	95	76	100	97	87	111	101	94	77
Jackson	187	194	192	192	185	187	177	178	189	186
Jefferson	541	556	525	573	594	579	597	603	592	612
Juneau	230	218	233	232	250	271	277	263	265	298
Kenosha	1,131	1,063	1,113	1,145	1,128	1,229	1,132	1,125	1,237	1,159
Kewaunee	184	174	185	179	184	193	187	172	178	196
La Crosse	836	833	770	879	878	869	916	887	905	923
Lafayette	172	153	137	136	170	147	151	167	173	158
Langlade	220	239	219	239	218	252	205	228	217	227
Lincoln	281	291	301	314	289	298	312	298	320	324
Manitowoc	774	789	794	819	845	819	848	813	827	860

(continued)

Deaths and Death Rates

Table 3. Deaths by County of Residence, Wisconsin 1990–1999

	1990	1991	1992	1993	1994	1995	1996	1997	1998	1999
Marathon	875	850	842	909	905	907	869	875	920	951
Marinette	491	476	458	497	477	478	492	501	509	534
Marquette	149	150	142	135	151	141	189	152	176	161
Menominee	42	38	46	42	25	45	43	35	48	43
Milwaukee	9,282	9,320	8,929	9,324	9,164	9,200	9,109	8,833	8,812	9,018
Monroe	384	348	350	358	394	383	385	354	408	391
Oconto	272	318	316	355	357	331	308	325	335	353
Oneida	363	388	378	375	389	375	410	387	372	422
Outagamie	993	1,004	993	1,066	1,020	1,026	1,103	1,196	1,142	1,141
Ozaukee	497	496	444	556	530	541	589	565	587	575
Pepin	93	70	79	103	102	72	87	87	76	80
Pierce	237	238	208	226	220	235	239	242	224	251
Polk	352	350	376	373	358	380	384	398	416	371
Portage	398	404	390	408	463	438	476	468	431	475
Price	196	178	211	192	208	198	184	207	216	198
Racine	1,438	1,405	1,419	1,458	1,463	1,534	1,600	1,550	1,529	1,593
Richland	186	208	201	171	185	200	179	201	169	157
Rock	1,277	1,222	1,223	1,304	1,215	1,268	1,287	1,371	1,327	1,282
Rusk	157	150	168	157	173	183	182	175	174	169
St. Croix	375	387	345	407	339	438	394	453	445	453
Sauk	485	478	451	494	507	484	470	455	534	487
Sawyer	171	183	169	200	204	194	202	169	184	190
Shawano	418	445	412	400	430	444	471	421	424	452
Sheboygan	908	927	1,008	980	949	957	962	997	1,107	1,018
Taylor	195	157	149	187	181	191	169	198	223	175
Trempealeau	300	305	277	295	309	338	305	290	285	291
Vernon	290	301	274	321	290	311	317	322	312	298
Vilas	244	259	254	233	281	254	258	264	269	263
Walworth	651	737	698	772	696	710	724	747	799	840
Washburn	167	185	168	194	162	194	185	197	182	198
Washington	650	674	623	716	715	687	761	746	769	810
Waukesha	1,906	1,972	1,984	2,077	2,184	2,316	2,276	2,446	2,529	2,620
Waupaca	620	605	633	619	602	658	643	617	651	698
Waushara	223	202	222	249	236	242	227	232	233	269
Winnebago	1,094	1,169	1,154	1,199	1,194	1,271	1,207	1,259	1,219	1,253
Wood	646	626	633	699	684	704	703	690	674	694

Source: Bureau of Health Information, Division of Health Care Financing, Department of Health and Family Services.

Deaths and Death Rates

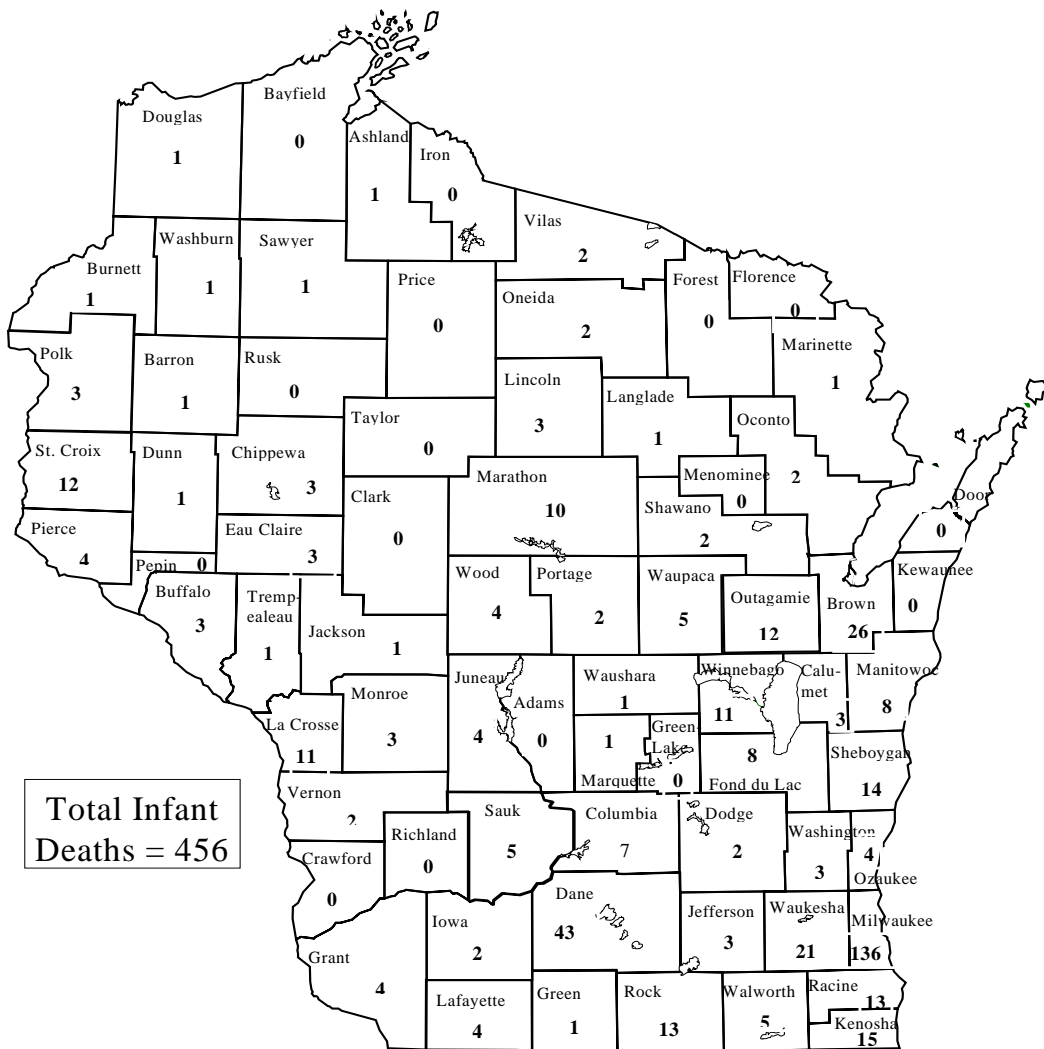
Table 4. Deaths by County of Residence and County of Occurrence, Wisconsin 1999

	Residence	Occurrence		Residence	Occurrence
State Total	46,571	46,405			
Adams	210	127	Marathon	951	977
Ashland	188	205	Marinette	534	569
Barron	481	460	Marquette	161	66
Bayfield	154	77	Menominee	43	13
Brown	1,575	1,809	Milwaukee	9,018	9,947
Buffalo	159	70	Monroe	391	376
Burnett	186	143	Oconto	353	265
Calumet	266	185	Oneida	422	514
Chippewa	553	490	Outagamie	1,141	1,434
Clark	303	188	Ozaukee	575	511
Columbia	550	530	Pepin	80	85
Crawford	201	196	Pierce	251	147
Dane	2,580	3,169	Polk	371	319
Dodge	834	836	Portage	475	435
Door	322	301	Price	198	176
Douglas	495	359	Racine	1,593	1,461
Dunn	296	255	Richland	157	136
Eau Claire	692	895	Rock	1,282	1,259
Florence	49	45	Rusk	169	148
Fond du Lac	898	893	St. Croix	453	430
Forest	116	80	Sauk	487	476
Grant	505	427	Sawyer	190	180
Green	328	333	Shawano	452	411
Green Lake	241	263	Sheboygan	1,018	997
Iowa	195	170	Taylor	175	148
Iron	77	59	Trempealeau	291	223
Jackson	186	157	Vernon	298	279
Jefferson	612	469	Vilas	263	181
Juneau	298	244	Walworth	840	727
Kenosha	1,159	1,030	Washburn	198	181
Kewaunee	196	130	Washington	810	621
La Crosse	923	1,232	Waukesha	2,620	2,501
Lafayette	158	98	Waupaca	698	553
Langlade	227	208	Waushara	269	173
Lincoln	324	276	Winnebago	1,253	1,218
Manitowoc	860	767	Wood	694	1,092

Source: Bureau of Health Information, Division of Health Care Financing, Dept. of Health and Family Services.

Note: The "residence" column indicates the number of deaths among residents of the county, regardless of where the person died. The "occurrence" column indicates the number of deaths that occurred in that county, regardless of where the person resided. Statewide, totals for the two columns differ because some Wisconsin resident deaths occur outside the state, and some deaths of non-residents occur within the state.

Map. Number of Infant Deaths By County of Residence, Wisconsin 1999



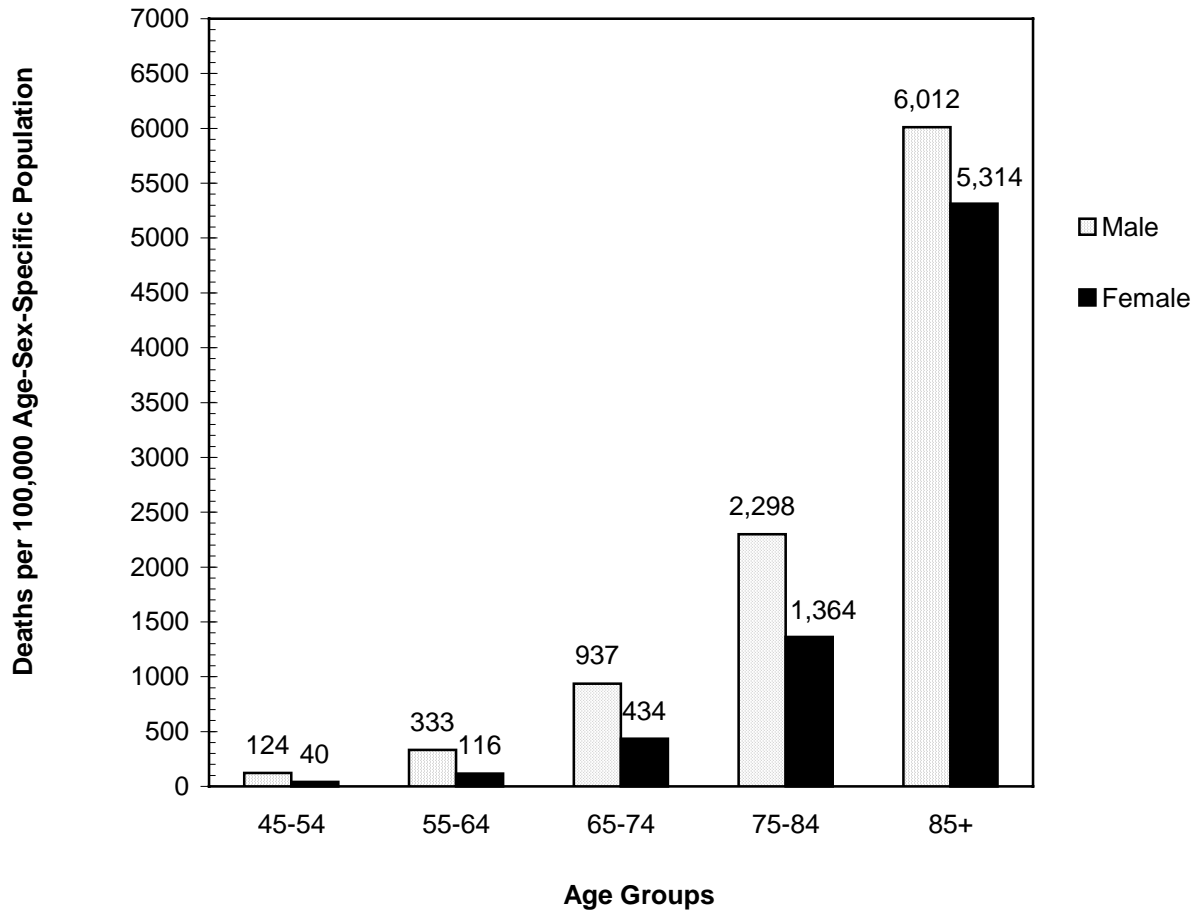
Total Infant
Deaths = 456

Source: Bureau of Health Information, Division of Health Care Financing, Department of Health and Family Services.

Note: Infant deaths are those that occur before one year of age.

- Milwaukee County accounted for 30 percent of all infant deaths statewide in 1999 (and 22 percent of all 1999 births).

Figure 1. Death Rates from Diseases of the Heart by Selected Age Groups and Sex, Wisconsin 1999

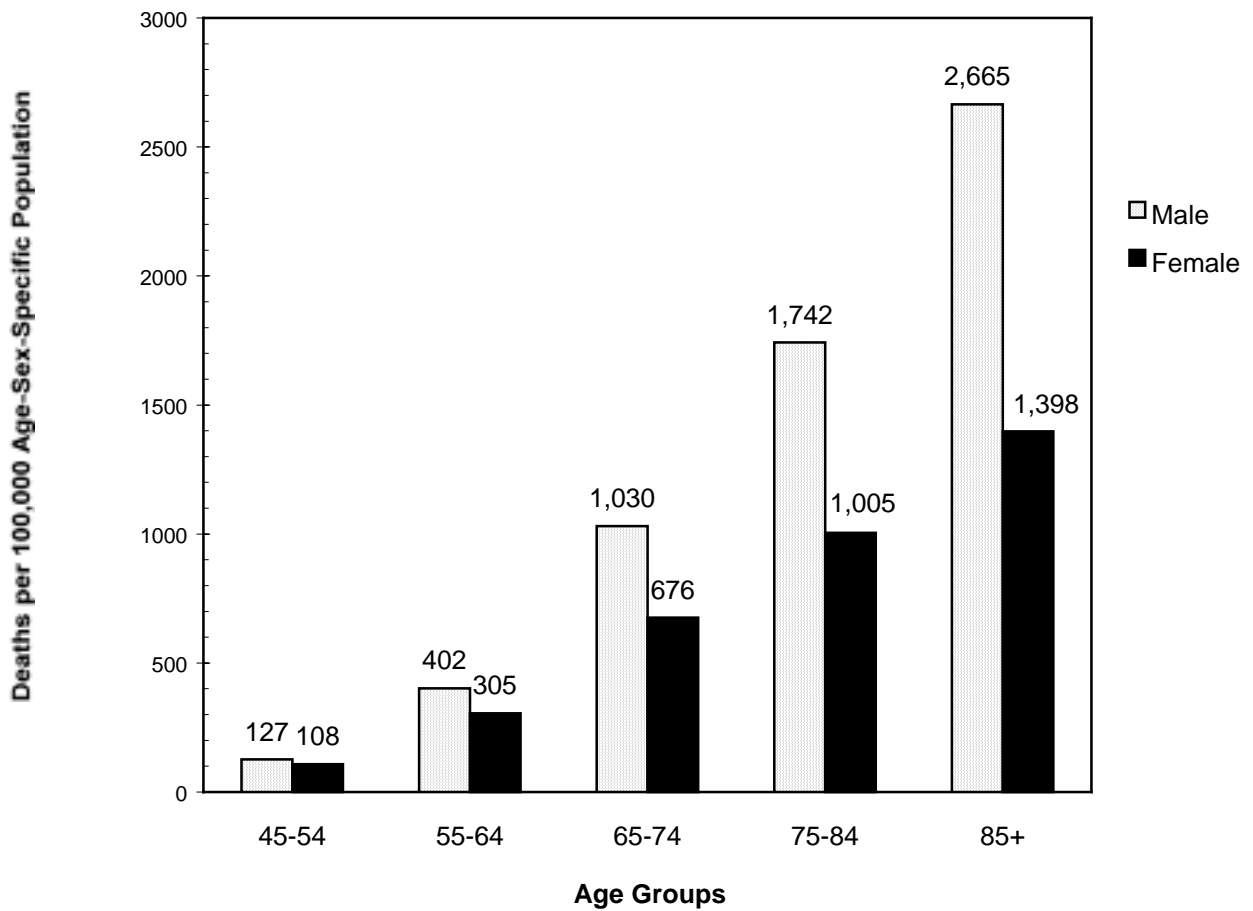


Source: Bureau of Health Information, Division of Health Care Financing, Department of Health and Family Services.

Note: The ICD-10 codes used for diseases of the heart are I00-I09, I11, I13, I20-I51.

- Death rates from diseases of the heart for males exceeded rates for females in all age groups.

Figure 2. Death Rates from Malignant Neoplasms (Cancer) by Selected Age Groups and Sex, Wisconsin 1999

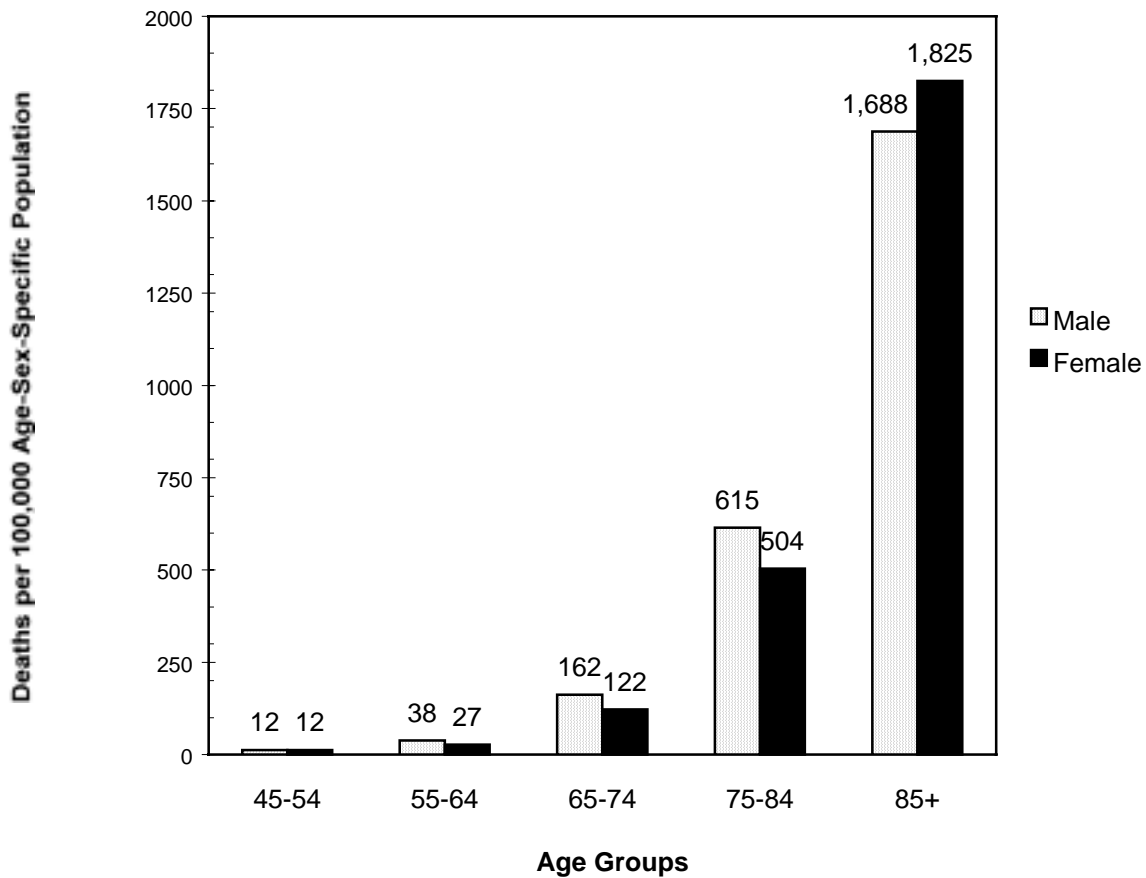


Source: Bureau of Health Information, Division of Health Care Financing, Department of Health and Family Services.

Note: The ICD-10 codes used for malignant neoplasms are C00-C97.

- Death rates from malignant neoplasms (cancer) for males exceeded rates for females in all age groups.

Figure 3. Death Rates from Cerebrovascular Diseases (Stroke) by Selected Age Groups and Sex, Wisconsin 1999



Source: Bureau of Health Information, Division of Health Care Financing, Department of Health and Family Services.

Note: The ICD-10 codes used for cerebrovascular diseases are I60-I69.

- Death rates from cerebrovascular diseases (stroke) for males exceeded rates for females in most age groups. Stroke death rates were similarly low among both males and females ages 45-54, and higher among females than males ages 85 and older.

Cause of Death

Table 5. Summary Categories of Cause of Death, Wisconsin 1999

	Immediate Cause of Death	Underlying Cause of Death	All-Mention Cause of Death
ALL CAUSES	46,571	46,571	94,169
Tuberculosis	1	3	15
Syphilis	-	-	1
Human Immunodeficiency Virus (HIV)	16	62	70
Malignant Neoplasms	8,707	10,731	11,971
Diabetes Mellitus	128	1,273	4,128
Alzheimer's Disease	649	1,169	1,840
Diseases of the Heart	14,566	13,802	20,579
Primary Hypertension and Hypertensive Renal Disease	45	246	3,860
Cerebrovascular Diseases	3,479	3,849	6,008
Atherosclerosis	112	243	1,217
Other Diseases of Circulatory System	349	605	1,384
Influenza and Pneumonia	3,017	1,423	4,425
Chronic Lower Respiratory Diseases	1,131	2,266	4,582
Peptic Ulcer	21	100	218
Chronic Liver Disease and Cirrhosis	140	402	584
Nephritis, Nephrotic Syndrome and Nephrosis	1,253	677	3,632
Pregnancy, Childbirth and the Puerperium	4	4	5
Certain Conditions Originating in Perinatal Period	220	213	264
Congenital Malform./Deform./Chromosomal Abnorm.	71	201	296
Sudden Infant Death Syndrome	56	55	57
Symptoms/Signs/Abnormal Clinical/Lab Findings	1,848	143	3,962
Motor Vehicle Accidents	6	761	779
All Accidents (except motor vehicle)	9	1,230	2,635
Intentional Self-Harm (Suicide)	39	598	598
Assault (Homicide)	2	203	204
All Other External Causes	-	52	55
All Other Diseases	10,702	6,260	20,800

Source: Bureau of Health Information, Division of Health Care Financing, Department of Health and Family Services.

Notes: The immediate cause of death is the final disease or condition resulting in death. The underlying cause of death is the disease or injury that initiated events resulting in death. All-mention cause of death includes all conditions listed on the death record, including those in the chain of events leading to death and others contributing to the death. Thus, the all-mention cause of death column will always have a higher total than the total number of deaths.

For the ICD-10 codes used for each cause, see Technical Notes, page 70.

- In referring to a “cause of death,” someone is usually referring to the underlying cause. For example, 10,731 Wisconsin residents died in 1999 due to malignant neoplasms (underlying cause). For only 8,707 residents, a malignant neoplasm was indicated as the final disease or condition that caused the person to die (immediate cause). For 11,971 residents, a malignant neoplasm contributed to death (all-mention cause).

Cause of Death

Table 6. Leading Underlying Causes of Death by Age, Wisconsin 1998 and 1999

1998	Number	Rate	1999	Number	Rate
TOTAL, ALL AGES	45,890	873.2	TOTAL, ALL AGES	46,571	879.5
Heart Disease	13,673	260.2	Diseases of the Heart	13,802	260.7
Malignant Neoplasms	10,886	207.1	Malignant Neoplasms	10,731	202.7
Cerebrovascular Diseases	3,641	69.3	Cerebrovascular Diseases	3,849	72.7
Chronic Obstructive Pulmonary Dis.	2,057	39.1	Chronic Lower Respiratory Disease	2,266	42.8
Injury, Unintentional	1,922	36.6	Accidents (ex. med./surg. complica.)	1,943	36.7
Pneumonia and Influenza	1,909	36.3	Influenza and Pneumonia	1,423	26.9
Diabetes Mellitus	1,274	24.2	Diabetes Mellitus	1,273	24.0
Atheroscler. and Other Arterial Dis.	907	17.3	Alzheimer's Disease	1,169	22.1
Suicide	593	11.3	Nephritis/Nephrotic Syn./Nephrosis	677	12.8
Infectious and Parasitic Diseases	577	11.0	Intentional Self-Harm (Suicide)	598	11.3
Nephritis and Nephrosis	576	11.0	Chronic Liver Disease and Cirrhosis	402	7.6
LESS THAN 1 YEAR	488	722.8	LESS THAN 1 YEAR	456	668.8
Conditions of Perinatal Period	219	323.5	Dis. Rel. Short Gesta./Low Birthwgt.	91	133.5
Congenital Anomalies	112	166.2	Congenital Malformations, etc.	87	127.6
Sudden Infant Death Syndrome	45	66.8	Sudden Infant Death Syndrome	55	80.7
Injury, Unintentional	16		Accidents (ex. med./surg. complica.)	31	45.5
Infectious and Parasitic Diseases	12		Newborn Affect. Com. Placenta, etc.	17	
Cerebrovascular Diseases	12		Bacterial Sepsis of Newborn	15	
Homicide	12		Newborn Affect. Mater. Com. Preg.	12	
Heart Disease	9		Respiratory Distress of Newborn	10	
Influenza and Pneumonia	6		Neonatal Hemorrhage	10	
Meningitis	3		Influenza and Pneumonia	9	
1-14 YEARS	252	24.2	1-14 YEARS	256	24.6
Injury, Unintentional	93	8.9	Accidents (ex. med./surg. complica.)	97	9.3
Congenital Anomalies	25	2.4	Congenital Malformations, etc.	25	2.4
Malignant Neoplasms	21	2.0	Malignant Neoplasms	21	2.0
Homicide	18		Assault (Homicide)	14	
Infectious and Parasitic Diseases	7		Intentional Self-Harm (Suicide)	8	
Heart Disease	7		Diseases of the Heart	6	
Benign and Uncertain Neoplasms	6		Influenza and Pneumonia	5	
Suicide	6		Chronic Lower Respiratory Diseases	5	
Injury, Intent Not Determined	5		In Situ/Benign/Uncertain Neoplasms	4	
Chronic Obstructive Pulmonary Dis.	4		Certain Condi. Orig. in Perinatal Per.	4	
15-24 YEARS	496	66.0	15-24 YEARS	563	73.6
Injury, Unintentional	245	32.6	Accidents (ex. med./surg. complica.)	242	31.6
Suicide	79	10.5	Intentional Self-Harm (Suicide)	99	12.9
Homicide	51	6.8	Assault (Homicide)	84	11.0
Malignant Neoplasms	35	4.7	Malignant Neoplasms	30	3.9
Heart Disease	20	2.7	Diseases of the Heart	29	3.8
Benign and Uncertain Neoplasms	9		Congenital Malformations, etc.	14	
Congenital Anomalies	8		Cerebrovascular Diseases	5	
Anemias	4		Diabetes Mellitus	3	
Injury, Intent Not Determined	4		Anemias	2	
Infectious and Parasitic Diseases	3		Meningitis	2	

(continued)

Cause of Death

Table 6. Leading Underlying Causes of Death by Age, Wisconsin 1998 and 1999

1998	Number	Rate	1999	Number	Rate
25-44 YEARS	1,972	124.5	25-44 YEARS	1,824	116.2
Injury, Unintentional	425	26.8	Accidents (ex. med./surg. complica.)	413	26.3
Malignant Neoplasms	383	24.2	Malignant Neoplasms	371	23.6
Suicide	256	16.2	Diseases of the Heart	232	14.8
Heart Disease	243	15.3	Intentional Self-Harm (Suicide)	218	13.9
Homicide	84	5.3	Assault (Homicide)	76	4.8
Infectious and Parasitic Diseases	69	4.4	Chronic Liver Disease and Cirrhosis	47	3.0
Chronic Liver Disease and Cirrhosis	60	3.8	Cerebrovascular Diseases	44	2.8
Cerebrovascular Diseases	49	3.1	Diabetes Mellitus	41	2.6
Diabetes Mellitus	33	2.1	Human Immunodeficiency Virus	40	2.5
Pneumonia and Influenza	30	1.9	Congenital Malformations, etc.	23	1.5
45-64 YEARS	6,246	559.5	45-64 YEARS	6,360	550.2
Malignant Neoplasms	2,384	213.5	Malignant Neoplasms	2,421	209.4
Heart Disease	1,619	145.0	Diseases of the Heart	1,579	136.6
Injury, Unintentional	297	26.6	Accidents (ex. med./surg. complica.)	310	26.8
Cerebrovascular Diseases	240	21.5	Cerebrovascular Diseases	231	20.0
Diabetes Mellitus	212	19.0	Diabetes Mellitus	207	17.9
Chronic Obstructive Pulmonary Dis.	180	16.1	Chronic Lower Respiratory Diseases	205	17.7
Suicide	157	14.1	Chronic Liver Disease and Cirrhosis	174	15.1
Chronic Liver Disease and Cirrhosis	153	13.7	Intentional Self-Harm (Suicide)	172	14.9
Infectious and Parasitic Diseases	106	9.5	Influenza and Pneumonia	69	6.0
Pneumonia and Influenza	79	7.1	In-Situ/Benign/Uncertain Neoplasms	44	3.8
65-74 YEARS	8,425	2367.0	65-74 YEARS	8,324	2364.0
Malignant Neoplasms	3,025	849.8	Malignant Neoplasms	2,954	838.9
Heart Disease	2,392	671.9	Diseases of the Heart	2,343	665.4
Chronic Obstructive Pulmonary Dis.	522	146.6	Chronic Lower Respiratory Diseases	535	151.9
Cerebrovascular Diseases	508	142.7	Cerebrovascular Diseases	493	140.0
Diabetes Mellitus	299	84.0	Diabetes Mellitus	303	86.0
Injury, Unintentional	190	53.4	Accidents (ex. med./surg. complica.)	152	43.2
Pneumonia and Influenza	167	46.9	Nephritis/Nephrotic Syn./Nephrosis	117	33.2
Atheroscler. and Other Arterial Dis.	153	43.0	Influenza and Pneumonia	115	32.7
Nephritis and Nephrosis	103	18.9	Chronic Liver Disease and Cirrhosis	91	25.8
Infectious and Parasitic Diseases	82	23.0	Aortic Aneurysm and Dissection	81	23.0
75-84 YEARS	13,822	5635.0	75-84 YEARS	14,039	5622.0
Heart Disease	4,352	1774.0	Diseases of the Heart	4,340	1738.0
Malignant Neoplasms	3,310	1349.0	Malignant Neoplasms	3,246	1300.0
Cerebrovascular Diseases	1,222	498.2	Cerebrovascular Diseases	1,369	548.3
Chronic Obstructive Pulmonary Dis.	873	355.9	Chronic Lower Respiratory Diseases	918	367.6
Pneumonia and Influenza	580	236.5	Diabetes Mellitus	436	174.6
Diabetes Mellitus	427	174.1	Influenza and Pneumonia	414	165.8
Injury, Unintentional	323	131.7	Alzheimer's Disease	364	145.8
Atheroscler. and Other Arterial Dis.	319	130.1	Accidents (ex. med./surg. complica.)	317	127.0
Nephritis and Nephrosis	181	73.8	Nephritis/Nephrotic Syn./Nephrosis	250	100.1
Infectious and Parasitic Diseases	156	63.6	Parkinson's Disease	155	62.1

(continued)

Table 6. Leading Underlying Causes of Death by Age, Wisconsin 1998 and 1999

1998	Number	Rate	1999	Number	Rate
85 YEARS AND OVER	14,189	15141.0	85 YEARS AND OVER	14,748	15449.0
Heart Disease	5,031	5369.0	Diseases of the Heart	5,266	5516.0
Malignant Neoplasms	1,727	1843.0	Cerebrovascular Diseases	1,704	1785.0
Cerebrovascular Diseases	1,605	1713.0	Malignant Neoplasms	1,686	1766.0
Pneumonia and Influenza	1,041	1111.0	Influenza and Pneumonia	788	825.5
Chronic Obstructive Pulmonary Dis.	460	490.9	Alzheimer's Disease	734	768.9
Atheroscler. and Other Arterial Dis.	347	370.3	Chronic Lower Respiratory Diseases	586	613.9
Injury, Unintentional	333	355.4	Accidents (ex. med./surg. complica.)	381	399.1
Diabetes Mellitus	298	318.0	Diabetes Mellitus	283	296.5
Nephritis and Nephrosis	232	247.6	Nephritis/Nephrotic Syn./Nephrosis	262	274.5
Infectious and Parasitic Diseases	142	151.5	Pneumonitis Due to Solids/Liquids	180	188.6

Source: Bureau of Health Information, Division of Health Care Financing, Department of Health and Family Services. For the population estimates used to calculate rates, see Technical Notes, page 74.

Notes: Age-specific rates are deaths per 100,000 population in that age group. A rate is not calculated when there were fewer than 20 deaths. Underlying cause of death is the disease or injury that initiated events resulting in death. The total for 1998 includes one record where sex was undetermined. The total for 1999 includes one record where age was unknown and one infant death where sex was undetermined. For the ICD-10 codes used for the cause-of-death groupings in 1999, see Technical Notes, page 67 and page 68 (infants only). For the ICD-9 codes used for the cause-of-death groupings in 1998, see Technical Notes, page 72. For comparability between 1998 (ICD-9) and 1999 (ICD-10), see Technical Notes, page 75. Conditions abbreviated in this table are spelled out in full in the Technical Notes.

- As in 1998, the three leading causes of death in 1999 were diseases of the heart, malignant neoplasms (cancer) and cerebrovascular diseases (stroke). These three causes of death accounted for 61 percent of total deaths among Wisconsin residents.
- Although diseases of the heart constituted the leading cause of death overall, within specific age groups this category was the leading cause only among persons 75-84 years and 85 years and over.
- Accidents were the leading cause of death for age groups 1-14, 15-24, and 25-44.

Cause of Death

Table 7. Leading Underlying Causes of Death for Males by Age, Wisconsin 1998 and 1999

1998	Number	Rate	1999	Number	Rate
TOTAL, ALL AGES	22,463	869.9	TOTAL, ALL AGES	22,852	878.2
Heart Disease	6,793	263.1	Diseases of the Heart	6,849	263.2
Malignant Neoplasms	5,666	219.4	Malignant Neoplasms	5,679	218.2
Cerebrovascular Diseases	1,347	52.2	Cerebrovascular Diseases	1,498	57.6
Injury, Unintentional	1,183	45.8	Accidents (ex. med./surg. complica.)	1,194	45.9
Chronic Obstructive Pulmonary Dis.	1,092	42.3	Chronic Lower Respiratory Diseases	1,173	45.1
Pneumonia and Influenza	826	32.0	Influenza and Pneumonia	617	23.7
Diabetes Mellitus	615	23.8	Diabetes Mellitus	612	23.5
Atheroscler. and Other Arterial Dis.	493	19.1	Intentional Self-Harm (Suicide)	473	18.2
Suicide	475	18.4	Nephritis/Nephrotic Syn./Nephrosis	330	12.7
Infectious and Parasitic Diseases	303	11.7	Alzheimer's Disease	314	12.1
Nephritis and Nephrosis	290	11.2	Chronic Liver Disease and Cirrhosis	236	9.1
LESS THAN 1 YEAR	264	769.5	LESS THAN 1 YEAR	255	728.2
Conditions of Perinatal Period	122	355.6	Dis. Rel. Short Gesta./Low Birthwgt.	57	162.8
Congenital Anomalies	56	163.2	Congenital Malformations, etc.	40	114.2
Sudden Infant Death Syndrome	28	81.6	Sudden Infant Death Syndrome	29	82.8
Injury, Unintentional	10		Accidents (ex. med./surg. complica.)	20	57.1
Heart Disease	6		Bacterial Sepsis of Newborn	9	
Cerebrovascular Diseases	6		Newborn Affect. Com. Placenta, etc.	7	
Homicide	5		Neonatal Hemorrhage	7	
Infectious and Parasitic Diseases	4		Newborn Affect. Mater. Com. Preg.	5	
Acute Bronchitis and Bronchiolitis	2		Respiratory Distress of Newborn	5	
Pneumonia and Influenza	2		Atelectasis	5	
1-14 YEARS	149	27.9	1-14 YEARS	147	27.6
Injury, Unintentional	57	10.7	Accidents (ex. med./surg. complica.)	67	12.6
Malignant Neoplasms	13		Malignant Neoplasms	13	
Congenital Anomalies	12		Congenital Malformations, etc.	13	
Homicide	11		Assault (Homicide)	6	
Suicide	5		Septicemia	3	
Heart Disease	4		In Situ/Benign/Uncertain Neoplasms	3	
Injury, Intent Not Determined	4		Certain Condi. Orig. in Perinatal Per.	3	
Infectious and Parasitic Diseases	3		Meningitis	2	
Benign and Uncertain Neoplasms	3		Diseases of the Heart	2	
Pneumonia and Influenza	2		Cerebrovascular Diseases	2	
15-24 YEARS	364	95.1	15-24 YEARS	411	105.6
Injury, Unintentional	185	48.4	Accidents (ex. med./surg. complica.)	173	44.5
Suicide	66	17.3	Intentional Self-Harm (Suicide)	87	22.4
Homicide	42	11.0	Assault (Homicide)	66	17.0
Malignant Neoplasms	19		Malignant Neoplasms	22	5.7
Heart Disease	11		Diseases of the Heart	20	5.1
Benign and Uncertain Neoplasms	7		Congenital Malformations, etc.	9	
Congenital Anomalies	5		Cerebrovascular Diseases	3	
Injury, Intent Not Determined	4		Meningitis	2	
Anemias	3		Influenza and Pneumonia	2	
Diabetes Mellitus	2		Anemias	1	

(continued)

Cause of Death

Table 7. Leading Underlying Causes of Death for Males by Age, Wisconsin 1998 and 1999

1998	Number	Rate	1999	Number	Rate
25-44 YEARS	1,294	163.2	25-44 YEARS	1,191	151.5
Injury, Unintentional	311	39.2	Accidents (ex. med./surg. complica.)	312	39.7
Suicide	199	25.1	Diseases of the Heart	172	21.9
Heart Disease	182	23.0	Intentional Self-Harm (Suicide)	171	21.8
Malignant Neoplasms	170	21.4	Malignant Neoplasms	161	20.5
Homicide	63	7.9	Assault (Homicide)	58	7.4
Infectious and Parasitic Diseases	59	7.4	Human Immunodeficiency Virus	33	4.2
Chronic Liver Disease and Cirrhosis	39	4.9	Chronic Liver Disease and Cirrhosis	32	4.1
Pneumonia and Influenza	22	2.8	Diabetes Mellitus	24	3.1
Diabetes Mellitus	21	2.6	Cerebrovascular Diseases	21	2.7
Cerebrovascular Diseases	21	2.6	Influenza and Pneumonia	16	
45-64 YEARS	3,797	690.5	45-64 YEARS	3,973	697.5
Malignant Neoplasms	1,270	231.0	Malignant Neoplasms	1,333	234.0
Heart Disease	1,154	209.9	Diseases of the Heart	1,169	205.2
Injury, Unintentional	209	38.0	Accidents (ex. med./surg. complica.)	225	39.5
Cerebrovascular Diseases	133	24.2	Diabetes Mellitus	127	22.3
Diabetes Mellitus	127	23.1	Intentional Self-Harm (Suicide)	127	22.3
Suicide	123	22.4	Cerebrovascular Diseases	126	22.1
Chronic Liver Disease and Cirrhosis	112	20.4	Chronic Liver Disease and Cirrhosis	113	19.8
Chronic Obstructive Pulmonary Dis.	88	16.0	Chronic Lower Respiratory Diseases	105	18.4
Infectious and Parasitic Diseases	70	12.7	Influenza and Pneumonia	44	7.7
Atheroscler. And Other Arterial Dis.	54	9.8	Aortic Aneurysm and Dissection	32	5.6
65-74 YEARS	4,903	2,987.0	65-74 YEARS	4,884	3,014.0
Malignant Neoplasms	1,675	1,021.0	Malignant Neoplasms	1,669	1,030.0
Heart Disease	1,511	920.6	Diseases of the Heart	1,518	936.9
Chronic Obstructive Pulmonary Dis.	302	184.0	Chronic Lower Respiratory Diseases	300	185.2
Cerebrovascular Diseases	279	170.0	Cerebrovascular Diseases	262	161.7
Diabetes Mellitus	159	96.9	Diabetes Mellitus	166	102.5
Injury, Unintentional	113	68.8	Accidents (ex. med./surg. complica.)	85	52.5
Atheroscler. and Other Arterial Dis.	107	65.2	Influenza and Pneumonia	67	41.4
Pneumonia and Influenza	101	61.5	Nephritis/Nephrotic Syn./Nephrosis	63	38.9
Nephritis and Nephrosis	53	32.3	Aortic Aneurysm and Dissection	60	37.0
Chronic Liver Disease and Cirrhosis	49	29.9	Chronic Liver Disease and Cirrhosis	51	31.5
75-84 YEARS	6,982	7154.0	75-84 YEARS	7,124	7127.0
Heart Disease	2,285	2341.0	Diseases of the Heart	2,297	2298.0
Malignant Neoplasms	1,728	1770.0	Malignant Neoplasms	1,741	1742.0
Cerebrovascular Diseases	496	508.2	Cerebrovascular Diseases	615	615.2
Chronic Obstructive Pulmonary Dis.	475	486.7	Chronic Lower Respiratory Diseases	485	485.2
Pneumonia and Influenza	296	303.3	Influenza and Pneumonia	221	221.1
Diabetes Mellitus	218	223.4	Diabetes Mellitus	204	204.1
Atheroscler. And Other Arterial Dis.	189	193.6	Accidents (ex. med./surg. complica.)	174	174.1
Injury, Unintentional	179	183.4	Nephritis/Nephrotic Syn./Nephrosis	133	133.1
Nephritis and Nephrosis	105	107.6	Alzheimer's Disease	132	132.1
Infectious and Parasitic Diseases	82	84.0	Parkinson's Disease	91	91.0

(continued)

Cause of Death

Table 7. Leading Underlying Causes of Death for Males by Age, Wisconsin 1998 and 1999

1998	Number	Rate	1999	Number	Rate
85 YEARS AND OVER	4,710	17323.0	85 YEARS AND OVER	4,866	17548.0
Heart Disease	1,640	6032.0	Diseases of the Heart	1,667	6012.0
Malignant Neoplasms	790	2905.0	Malignant Neoplasms	739	2665.0
Cerebrovascular Diseases	409	1504.0	Cerebrovascular Diseases	468	1688.0
Pneumonia and Influenza	361	1328.0	Chronic Lower Respiratory Diseases	271	977.3
Chronic Obstructive Pulmonary Dis.	218	801.8	Influenza and Pneumonia	262	944.8
Atheroscler. and Other Arterial Dis.	132	485.5	Alzheimer's Disease	145	522.9
Injury, Unintentional	119	437.7	Accidents (ex. med./surg. complica.)	138	497.7
Nephritis and Nephrosis	99	364.1	Nephritis/Nephrotic Syn./Nephrosis	104	375.0
Diabetes Mellitus	87	320.0	Diabetes Mellitus	90	324.6
Infectious and Parasitic Diseases	46	169.2	Pneumonitis Due to Solids/Liquids	87	313.7

Source: Bureau of Health Information, Division of Health Care Financing, Department of Health and Family Services. For the population estimates used to calculate rates, see Technical Notes, page 74.

Notes: Age-specific rates are deaths per 100,000 males in that age group. A rate is not calculated when there were fewer than 20 deaths. The total for 1999 includes one record where age was unknown.

Underlying cause of death is the disease or injury that initiated events resulting in death.

For the ICD-10 codes used for the cause-of-death groupings in 1999, see Technical Notes, page 67 and page 68 (infants only).

For the ICD-9 codes used for the cause-of-death groupings in 1998, see Technical Notes, page 72.

For comparability between 1998 (ICD-9) and 1999 (ICD-10), see Technical Notes, page 75.

Conditions abbreviated in this table are spelled out in full in the Technical Notes.

- Accidents were the leading cause of death among boys (ages 1-14) and young men (ages 15-24 and 25-44).
- Diseases of the heart constituted the second leading cause of death among men ages 25-74, and the leading cause among men age 75 and over.
- Alzheimer's disease was the ninth leading cause of death among men ages 75-84, and the sixth leading cause among men age 85 and over.

Cause of Death

Table 8. Leading Underlying Causes of Death for Females by Age, Wisconsin 1998 and 1999

1998			1999		
	Number	Rate		Number	Rate
TOTAL, ALL AGES	23,426	876.4	TOTAL, ALL AGES	23,718	880.7
Heart Disease	6,880	257.4	Diseases of the Heart	6,953	258.2
Malignant Neoplasms	5,220	195.3	Malignant Neoplasms	5,052	187.6
Cerebrovascular Diseases	2,294	85.8	Cerebrovascular Diseases	2,351	87.3
Pneumonia and Influenza	1,083	40.5	Chronic Lower Respiratory Diseases	1,093	40.6
Chronic Obstructive Pulmonary Dis.	965	36.1	Alzheimer's Disease	855	31.7
Injury, Unintentional	739	27.6	Influenza and Pneumonia	806	29.9
Diabetes Mellitus	659	24.7	Accidents (ex. med./surg. complica.)	749	27.8
Atheroscler. and Other Arterial Dis.	414	15.5	Diabetes Mellitus	661	24.5
Nephritis and Nephrosis	286	10.7	Nephritis/Nephrotic Syn./Nephrosis	347	12.9
Infectious and Parasitic Diseases	274	10.3	Septicemia	194	7.2
Chronic Liver Disease and Cirrhosis	145	5.4	Chronic Liver Disease and Cirrhosis	166	6.2
LESS THAN 1 YEAR	223	674.3	LESS THAN 1 YEAR	200	603.1
Conditions of Perinatal Period	96	290.3	Congenital Malformations, etc.	47	141.7
Congenital Anomalies	56	169.3	Dis. Rel. Short Gesta./Low Birthwgt.	33	99.5
Sudden Infant Death Syndrome	17		Sudden Infant Death Syndrome	26	78.4
Infectious and Parasitic Diseases	8		Accidents (ex. med./surg. complica.)	11	
Homicide	7		Newborn Affect. Com. Placenta, etc.	10	
Cerebrovascular Diseases	6		Newborn Affect. Maternal Com. Preg.	7	
Injury, Unintentional	6		Bacterial Sepsis of Newborn	6	
Pneumonia and Influenza	4		Influenza and Pneumonia	5	
Heart Disease	3		Respiratory Distress of Newborn	5	
Meningitis	2		Diseases of the Circulatory System	4	
1-14 YEARS	103	20.3	1-14 YEARS	109	21.5
Injury, Unintentional	36	7.1	Accidents (ex. med./surg. complica.)	30	5.9
Congenital Anomalies	13		Congenital Malformations, etc.	12	
Malignant Neoplasms	8		Malignant Neoplasms	8	
Homicide	7		Assault (Homicide)	8	
Infectious and Parasitic Diseases	4		Intentional Self-Harm (Suicide)	6	
Benign and Uncertain Neoplasms	3		Diseases of the Heart	4	
Heart Disease	3		Influenza and Pneumonia	4	
Cerebrovascular Diseases	2		Chronic Lower Respiratory Diseases	3	
Chronic Obstructive Pulmonary Dis.	2		Anemias	2	
Diabetes Mellitus	1		Human Immunodeficiency Virus	1	
15-24 YEARS	132	35.7	15-24 YEARS	152	40.5
Injury, Unintentional	60	16.2	Accidents (ex. med./surg. complica.)	69	18.4
Malignant Neoplasms	16		Assault (Homicide)	18	
Suicide	13		Intentional Self-Harm (Suicide)	12	
Heart Disease	9		Diseases of the Heart	9	
Homicide	9		Malignant Neoplasms	8	
Infectious and Parasitic Diseases	3		Congenital Malformations, etc.	5	
Congenital Anomalies	3		Diabetes Mellitus	2	
Benign and Uncertain Neoplasms	2		Cerebrovascular Diseases	2	
Diabetes Mellitus	1		Chronic Lower Respiratory Diseases	2	
Anemias	1		Meningococcal Infection	1	

(continued)

Cause of Death

Table 8. Leading Underlying Causes of Death for Females by Age, Wisconsin 1998 and 1999

1998			1999		
	Number	Rate		Number	Rate
25-44 YEARS	678	85.7	25-44 YEARS	633	80.8
Malignant Neoplasms	213	26.9	Malignant Neoplasms	210	26.8
Injury, Unintentional	114	14.4	Accidents (ex. med./surg. complica.)	101	12.9
Heart Disease	61	7.7	Diseases of the Heart	60	7.7
Suicide	57	7.2	Intentional Self-Harm (Suicide)	47	6.0
Cerebrovascular Diseases	28	3.5	Cerebrovascular Diseases	23	2.9
Chronic Liver Disease and Cirrhosis	21	2.7	Assault (Homicide)	18	
Homicide	21	2.7	Diabetes Mellitus	17	
Diabetes Mellitus	12		Chronic Liver Disease and Cirrhosis	15	
Chronic Obstructive Pulmonary Dis.	11		Congenital Malformations, etc.	11	
Infectious and Parasitic Diseases	10		Human Immunodeficiency Virus	7	
45-64 YEARS	2,449	432.3	45-64 YEARS	2,387	407.0
Malignant Neoplasms	1,114	196.7	Malignant Neoplasms	1,088	185.5
Heart Disease	465	82.1	Diseases of the Heart	410	69.9
Cerebrovascular Diseases	107	18.9	Cerebrovascular Diseases	105	17.9
Chronic Obstructive Pulmonary Dis.	92	16.2	Chronic Lower Respiratory Diseases	100	17.1
Injury, Unintentional	88	15.5	Accidents (ex. med./surg. complica.)	85	14.5
Diabetes Mellitus	85	15.0	Diabetes Mellitus	80	13.6
Chronic Liver Disease and Cirrhosis	41	7.2	Chronic Liver Disease and Cirrhosis	61	10.4
Pneumonia and Influenza	39	6.9	Intentional Self-Harm (Suicide)	45	7.7
Infectious and Parasitic Diseases	36	6.4	Influenza and Pneumonia	25	4.3
Suicide	34	6.0	Septicemia	19	
65-74 YEARS	3,522	1,836.0	65-74 YEARS	3,440	1,810.0
Malignant Neoplasms	1,350	703.7	Malignant Neoplasms	1,285	676.0
Heart Disease	881	459.2	Diseases of the Heart	825	434.0
Cerebrovascular Diseases	229	119.4	Chronic Lower Respiratory Diseases	235	123.6
Chronic Obstructive Pulmonary Dis.	220	114.7	Cerebrovascular Diseases	231	121.5
Diabetes Mellitus	140	73.0	Diabetes Mellitus	137	72.1
Injury, Unintentional	77	40.1	Accidents (ex. med./surg. complica.)	67	35.2
Pneumonia and Influenza	66	34.4	Nephritis/Neprotic Syn./Nephrosis	54	28.4
Nephritis and Nephrosis	50	26.1	Influenza and Pneumonia	48	25.2
Atheroscler. and Other Arterial Dis.	46	24.0	Chronic Liver Disease and Cirrhosis	40	21.0
Infectious and Parasitic Diseases	43	22.4	Septicemia	32	16.8
75-84 YEARS	6,840	4631.0	75-84 YEARS	6,915	4618.0
Heart Disease	2,067	1400.0	Diseases of the Heart	2,043	1364.0
Malignant Neoplasms	1,582	1071.0	Malignant Neoplasms	1,505	1005.0
Cerebrovascular Diseases	726	491.6	Cerebrovascular Diseases	754	503.5
Chronic Obstructive Pulmonary Dis.	398	269.5	Chronic Lower Respiratory Diseases	433	289.2
Pneumonia and Influenza	284	192.3	Diabetes Mellitus	232	154.9
Diabetes Mellitus	209	141.5	Alzheimer's Disease	232	154.9
Injury, Unintentional	144	97.5	Influenza and Pneumonia	193	128.9
Atheroscler. and Other Arterial Dis.	130	88.0	Accidents (ex. med./surg. complica.)	143	95.5
Nephritis and Nephrosis	76	51.5	Nephritis/Neprotic Syn./Nephrosis	117	78.1
Infectious and Parasitic Diseases	74	50.1	Septicemia	68	45.4

(continued)

Cause of Death

Table 8. Leading Underlying Causes of Death for Females by Age, Wisconsin 1998 and 1999

1998			1999		
	Number	Rate		Number	Rate
85 YEARS AND OVER	9,479	14250.0	85 YEARS AND OVER	9,882	14590.0
Heart Disease	3,391	5098.0	Diseases of the Heart	3,599	5314.0
Cerebrovascular Diseases	1,196	1798.0	Cerebrovascular Diseases	1,236	1825.0
Malignant Neoplasms	937	1,409.0	Malignant Neoplasms	947	1398.0
Pneumonia and Influenza	680	1022.0	Alzheimer's Disease	589	869.6
Chronic Obstructive Pulmonary Dis.	242	363.8	Influenza and Pneumonia	526	776.6
Atheroscler. and Other Arterial Dis.	215	323.2	Chronic Lower Respiratory Diseases	315	465.1
Injury, Unintentional	214	321.7	Accidents (ex. med./surg. complica.)	243	358.8
Diabetes Mellitus	211	317.2	Diabetes Mellitus	193	285.0
Nephritis and Nephrosis	133	199.9	Nephritis/Nephrotic Syn./Nephrosis	158	233.3
Infectious and Parasitic Diseases	96	144.3	Atherosclerosis	107	158.0

Source: Bureau of Health Information, Division of Health Care Financing, Department of Health and Family Services. For the population estimates used to calculate rates, see Technical Notes, page 74.

Notes: Age-specific rates are deaths per 100,000 females in that age group. A rate is not calculated when there were fewer than 20 deaths.

Underlying cause of death is the disease or injury that initiated events resulting in death.

For the ICD-10 codes used for the cause-of-death groupings in 1999, see Technical Notes, page 67 and page 68 (infants only).

For the ICD-9 codes used for the cause-of-death groupings in 1998, see Technical Notes, page 72.

For comparability between 1998 (ICD-9) and 1999 (ICD-10), see Technical Notes, page 75.

Conditions abbreviated in this table are spelled out in full in the Technical Notes.

- Diseases of the heart were the leading cause of death among the oldest groups of women (ages 75-84 and ages 85 and older) and malignant neoplasms were the leading cause of death among women ages 25-74.
- Accidents were the leading cause of death among females ages 1-14 and 15-24, as was the case for males in these age groups.

Cause of Death

Table 9. Deaths by Underlying Cause of Death, Age and Sex, Wisconsin 1999

	Total	All Ages		Under 1		1 - 4		5 - 9	
		Male	Female	Male	Female	Male	Female	Male	Female
Age/Sex-Specific Death Rate	879.5	878.2	880.7	728.2	603.1	47.0	34.5	17.5	16.7
Total Deaths, All Causes	46,571	22,852	23,718	255	200	64	45	33	30
Tuberculosis	3	1	2						
Human Immunodeficiency Virus	62	51	11						1
Malignant Neoplasms	10,731	5,679	5,052	1	1	6	3	3	2
Stomach	203	130	73						
Colon, Rectum, Anus	1,169	601	568						
Pancreas	576	273	303						
Trachea, Bronchus and Lung	2,642	1,553	1,089						
Breast	834	10	824						
Cervix Uteri, Corpus Uteri, Ovary	458		458						
Prostate	681	681							
Urinary Tract	503	336	167						
Non-Hodgkin's Lymphoma	519	285	234						
Leukemia	469	257	212	1	1	2			1
Other Malignant Neoplasms	2,677	1,553	1,124			4	3	3	1
Diabetes Mellitus	1,273	612	661						
Alzheimer's Disease	1,169	314	855						
Major Cardiovascular Diseases	18,745	8,849	9,896	4	4	2	1	1	1
Diseases of the Heart	13,802	6,849	6,953	3	3	1	1	1	1
Hyp. Heart Dis. w/wo Renal Dis.	481	183	298						
Ischemic Heart Disease	9,615	5,058	4,557						
Other Diseases of the Heart	3,706	1,608	2,098	3	3	1	1	1	1
Primary Hypertension and Hypertensive Renal Disease	246	89	157						
Cerebrovascular Diseases	3,849	1,498	2,351	1		1			
Atherosclerosis	243	90	153						
Other Dis. of Circulatory System	605	323	282		1				
Influenza and Pneumonia	1,423	617	806	4	5	1	2		2
Chronic Lower Respiratory Disease	2,266	1,173	1,093	1		1	2	1	1
Peptic Ulcer	100	48	52						
Chronic Liver Disease & Cirrhosis	402	236	166						
Nephritis/Nephrotic Syn./Nephrosis	677	330	347	1					
Pregnancy, Childbirth & Puerperium	4		4						
Certain Condi. Orig. in Perinatal Per.	213	123	89	120	87	2			
Congenital Malformations, etc.	201	100	101	40	47	11	7	1	2
Sudden Infant Death Syndrome	55	29	26	29	26				
Symptoms, Signs & Lab Findings	143	59	84	1	2	5	1		
All Other Diseases	6,260	2,745	3,515	29	16	11	11	6	12
Motor Vehicle Accidents	761	513	248	4	1	9	4	11	4
All Accidents (except motor vehicle)	1,230	713	517	16	10	14	9	10	4
Intentional Self-Harm (Suicide)	598	473	125						
Assault (Homicide)	203	153	50	5	1	2	5		1
All Other External Causes	52	34	18						

(continued)

Cause of Death

Table 9. Deaths by Underlying Cause of Death, Age and Sex, Wisconsin 1999

	10 - 14		15 - 19		20 - 24		25 -- 29	
	Male	Female	Male	Female	Male	Female	Male	Female
Age/Sex-Specific Death Rate	24.0	17.3	80.3	39.4	136.4	41.8	110.6	41.3
Total, All Causes	50	34	171	80	240	72	178	68
Tuberculosis								
Human Immunodeficiency Virus							3	1
Malignant Neoplasms	4	3	8	3	14	5	9	11
Stomach							1	1
Colon, Rectum, Anus	1						1	1
Pancreas								
Trachea, Bronchus and Lung								
Breast								4
Cervix Uteri, Corpus Uteri, Ovary								2
Prostate								
Urinary Tract	1							
Non-Hodgkin's Lymphoma		1	2		4	1		
Leukemia	1		2				2	1
Other Malignant Neoplasms	1	2	4	3	10	4	5	2
Diabetes Mellitus					1	2		2
Alzheimer's Disease								
Major Cardiovascular Diseases	1	2	9	6	14	5	15	5
Diseases of the Heart		2	7	4	13	5	11	2
Hyp. Heart Dis. w/wo Renal Dis.					1			
Ischemic Heart Disease			1		1		4	
Other Diseases of the Heart		2	6	4	11	5	7	2
Primary Hypertension and Hypertensive Renal Disease								
Cerebrovascular Diseases	1		2	2	1		1	3
Atherosclerosis							1	
Other Dis. of Circulatory System							2	
Influenza and Pneumonia					2		3	
Chronic Lower Respiratory Disease				1		1	1	
Peptic Ulcer								
Chronic Liver Disease & Cirrhosis							1	1
Nephritis/Nephrotic Syn./Nephrosis							1	
Pregnancy, Childbirth & Puerperium						1		2
Certain Condi. Orig. in Perinatal Per.	1	1						
Congenital Malformations, etc.	1	3	2	3	7	2	1	1
Sudden Infant Death Syndrome								
Symptoms, Signs & Lab Findings		1		1	6	1	4	3
All Other Diseases	14	7	9	10	9	9	12	7
Motor Vehicle Accidents	10	7	58	38	70	24	49	10
All Accidents (except motor vehicle)	13	2	21	3	24	5	18	7
Intentional Self-Harm (Suicide)	2	6	30	6	57	6	36	9
Assault (Homicide)	4	2	32	8	34	10	21	8
All Other External Causes			2	1	2	1	4	1

(continued)

Cause of Death

Table 9. Deaths by Underlying Cause of Death, Age and Sex, Wisconsin 1999

	30 - 34		35 - 39		40 - 44		45 - 49	
	Male	Female	Male	Female	Male	Female	Male	Female
Age/Sex-Specific Death Rate	115.3	59.8	151.5	83.2	211.2	126.3	344.5	195.7
Total, All Causes	211	111	334	180	468	274	658	379
Tuberculosis								
Human Immunodeficiency Virus	5	1	14	3	11	2	9	3
Malignant Neoplasms	19	27	41	64	92	108	174	162
Stomach			2	1	5	2	10	
Colon, Rectum, Anus	1	2	3	4	8	8	22	15
Pancreas		1	2	1	4	2	8	5
Trachea, Bronchus and Lung	1		2	7	9	14	34	21
Breast		9		17		38		57
Cervix Uteri, Corpus Uteri, Ovary		5		10		12		15
Prostate					1		1	
Urinary Tract			2	1	4	4	6	2
Non-Hodgkin's Lymphoma	3	2	3		9	3	8	6
Leukemia	1	5	5	3	10	2	9	7
Other Malignant Neoplasms	13	3	22	20	42	23	76	34
Diabetes Mellitus	4	4	5	2	15	9	19	7
Alzheimer's Disease					1			
Major Cardiovascular Diseases	20	11	59	25	110	48	197	79
Diseases of the Heart	14	8	53	18	94	32	167	55
Hyp. Heart Dis. w/wo Renal Dis.	1		3	2	5		10	2
Ischemic Heart Disease	7	1	35	9	66	16	130	28
Other Diseases of the Heart	6	7	15	7	23	16	27	25
Primary Hypertension and Hypertensive Renal Disease	2		1		1		4	1
Cerebrovascular Diseases	3	2	4	4	13	14	17	18
Atherosclerosis							4	1
Oth. Dis. of Circulatory System	1	1	1	3	2	2	5	4
Influenza and Pneumonia	2		6	1	5	4	3	6
Chronic Lower Respiratory Disease	1	1	1	1	6	3	5	3
Peptic Ulcer			2					
Chronic Liver Disease & Cirrhosis	3		8	9	20	5	25	11
Nephritis/Nephrotic Syn./Nephrosis		1		1	2		2	1
Pregnancy, Childbirth & Puerperium				1				
Certain Condi. Orig. in Perinatal Per.						1		
Congenital Malformations, etc.	4	5	2	1	5	4	7	
Sudden Infant Death Syndrome								
Symptoms, Signs & Lab Findings	2	1	3	3		4	2	3
All Other Diseases	23	15	35	20	56	41	79	49
Motor Vehicle Accidents	42	20	36	16	36	14	29	18
All Accidents (except motor vehicle)	35	10	46	13	51	11	42	19
Intentional Self-Harm (Suicide)	41	9	48	14	46	15	52	17
Assault (Homicide)	10	4	19	3	8	3	8	
All Other External Causes		2	9	3	4	2	5	1

(continued)

Cause of Death

Table 9. Deaths by Underlying Cause of Death, Age and Sex, Wisconsin 1999

	50 - 54		55 - 59		60 - 64		65 - 69	
	Male	Female	Male	Female	Male	Female	Male	Female
Age/Sex-Specific Death Rate	536.5	299.4	893.8	508.8	1,383.0	835.9	2,298.0	1,417.0
Total, All Causes	842	481	1,082	643	1,391	884	1,946	1,371
Tuberculosis						1		
Human Immunodeficiency Virus	3		1		1		2	
Malignant Neoplasms	268	219	392	289	499	418	704	563
Stomach	4	1	12	4	10	2	13	9
Colon, Rectum, Anus	34	12	33	23	51	30	78	60
Pancreas	12	10	25	17	26	16	31	38
Trachea, Bronchus and Lung	83	56	134	78	174	124	253	176
Breast		51		53	2	76	2	68
Cervix Uteri, Corpus Uteri, Ovary		31		29		37		54
Prostate	6		18		22		39	
Urinary Tract	18	7	24	7	19	15	37	15
Non-Hodgkin's Lymphoma	21	11	16	13	16	24	36	22
Leukemia	11	4	11	12	15	16	23	20
Other Malignant Neoplasms	79	36	119	53	164	78	192	101
Diabetes Mellitus	25	11	32	22	51	40	67	49
Alzheimer's Disease			5	1	2	2	7	5
Major Cardiovascular Diseases	297	114	348	140	515	214	748	413
Diseases of the Heart	264	86	299	112	439	157	631	313
Hyp. Heart Dis. w/wo Renal Dis.	6	6	6	6	14	6	17	14
Ischemic Heart Disease	210	45	227	73	339	113	499	218
Other Diseases of the Heart	48	35	66	33	86	38	115	81
Primary Hypertension and Hypertensive Renal Disease	1	3	1	1	4	5	3	7
Cerebrovascular Diseases	25	24	31	22	53	41	85	77
Atherosclerosis			2		2	1	4	1
Oth. Dis. of Circulatory System	7	1	15	5	17	10	25	15
Influenza and Pneumonia	10	3	11	5	20	11	20	13
Chronic Lower Respiratory Disease	11	12	35	34	54	51	121	100
Peptic Ulcer			2		2	4	6	
Chronic Liver Disease & Cirrhosis	27	15	23	18	38	17	25	19
Nephritis/Nephrotic Syn./Nephrosis	4	1	9	4	11	10	20	16
Pregnancy, Childbirth & Puerperium								
Certain Condi. Orig. in Perinatal Per.								
Congenital Malformations, etc.	5	2	4	4	3	2		4
Sudden Infant Death Syndrome								
Symptoms, Signs & Lab Findings		1	4	4	4	1	3	2
All Other Diseases	84	75	134	87	130	90	164	153
Motor Vehicle Accidents	36	8	22	12	20	4	13	9
All Accidents (except motor vehicle)	33	8	30	11	22	9	31	17
Intentional Self-Harm (Suicide)	31	10	29	9	15	9	15	6
Assault (Homicide)	5			1	4			2
All Other External Causes	3	2	1	2		1		

(continued)

Cause of Death

Table 9. Deaths by Underlying Cause of Death, Age and Sex, Wisconsin 1999

	70 - 74		75 - 79		80 - 84		85 - 89	
	Male	Female	Male	Female	Male	Female	Male	Female
Age/Sex-Specific Death Rate	3,799.0	2,216.0	5,675.0	3,538.0	9,339.0	5,965.0	14,203.0	10,349.0
Total, All Causes	2,938	2,069	3,425	2,940	3,699	3,975	2,798	4,443
Tuberculosis		1					1	
Human Immunodeficiency Virus	2							
Malignant Neoplasms	965	722	924	761	817	744	465	577
Stomach	21	13	10	11	28	15	7	6
Colon, Rectum, Anus	90	68	109	87	88	81	44	98
Pancreas	60	40	43	53	35	64	19	34
Trachea, Bronchus and Lung	309	191	260	172	170	150	89	75
Breast	1	110	1	85	2	106	1	82
Cervix Uteri, Corpus Uteri, Ovary		49		85		66		41
Prostate	91		135		160		123	
Urinary Tract	59	22	66	32	55	18	25	30
Non-Hodgkin's Lymphoma	45	29	46	33	42	40	23	31
Leukemia	42	31	40	35	36	28	31	28
Other Malignant Neoplasms	247	169	214	168	201	176	103	152
Diabetes Mellitus	99	88	117	103	87	129	59	98
Alzheimer's Disease	22	26	39	69	93	163	76	231
Major Cardiovascular Diseases	1,138	707	1,452	1,189	1,638	1,793	1,284	2,217
Diseases of the Heart	887	512	1,084	823	1,213	1,220	918	1,548
Hyp. Hrt. Dis. w/wo Renal Dis.	17	17	29	32	26	49	23	70
Ischemic Heart Disease	701	350	823	583	871	825	639	999
Other Diseases of the Heart	169	145	232	208	316	346	256	479
Primary Hypertension and Hypertensive Renal Disease	13	6	14	21	19	32	14	31
Cerebrovascular Diseases	177	154	273	288	342	466	284	551
Atherosclerosis	8	9	17	12	15	22	15	33
Oth. Dis. of Circulatory System	53	26	64	45	49	53	53	54
Influenza and Pneumonia	47	35	90	55	131	138	129	204
Chronic Lower Respiratory Disease	179	135	213	214	272	219	176	186
Peptic Ulcer	7	4	3	3	9	11	8	10
Chronic Liver Disease & Cirrhosis	26	21	25	16	12	21	2	8
Nephritis/Nephrotic Syn/Nephrosis	43	38	52	51	81	66	60	67
Pregnancy, Childbirth & Puerperium								
Certain Condi. Orig in Perinatal Per.								
Congenital Malformations, etc.	2	2	1	5	4	3		3
Sudden Infant Death Syndrome								
Symptoms, Signs & Lab Findings	6	8	5	3	6	6	4	11
All Other Diseases	330	238	414	414	421	584	436	716
Motor Vehicle Accidents	12	15	21	13	20	13	12	11
All Accidents (except motor vehicle)	34	29	53	36	92	86	70	101
Intentional Self-Harm (Suicide)	24		13	6	16		16	2
Assault (Homicide)	1			1				1
All Other External Causes	1		3	1				

(continued)

Cause of Death

Table 9. Deaths by Underlying Cause of Death, Age and Sex, Wisconsin 1999

	90 – 94		95+	
	Male	Female	Male	Female
Age/Sex-Specific Death Rate	24,510.0	18,745.0	30,750.0	31,429.0
Total, All Causes	1,576	3,481	492	1,958
Tuberculosis				
Human Immunodeficiency Virus				
Malignant Neoplasms	220	283	54	87
Stomach	3	5	4	3
Colon, Rectum, Anus	28	59	10	20
Pancreas	8	16		6
Trachea, Bronchus and Lung	28	19	7	6
Breast	1	48		20
Cervix Uteri, Corpus Uteri, Ovary		15		7
Prostate	63		22	
Urinary Tract	18	11	2	3
Non-Hodgkin's Lymphoma	8	16	3	2
Leukemia	14	13	1	5
Other Malignant Neoplasms	49	81	5	15
Diabetes Mellitus	25	66	6	29
Alzheimer's Disease	55	228	14	130
Major Cardiovascular Diseases	762	1,847	234	1,075
Diseases of the Heart	570	1,276	179	775
Hyp. Heart Dis. w/wo Renal Disease	21	49	4	45
Ischemic Heart Disease	383	814	121	483
Other Diseases of the Heart	166	413	54	247
Primary Hypertension and Hypertensive Renal Disease	11	27	1	23
Cerebrovascular Diseases	143	456	41	229
Atherosclerosis	15	43	7	31
Oth. Dis. of Circulatory System	23	45	6	17
Influenza and Pneumonia	82	179	51	143
Chronic Lower Respiratory Disease	74	90	21	39
Peptic Ulcer	8	14	1	6
Chronic Liver Disease & Cirrhosis	1	4		1
Nephritis/Nephrotic Syn./Nephrosis	32	62	12	29
Pregnancy, Childbirth & Puerperium				
Certain Condi. Orig. in Perinatal Per.				
Congenital Malformations, etc.				1
Sudden Infant Death Syndrome				
Symptoms, Signs & Lab Findings	2	11	2	17
All Other Diseases	260	605	89	357
Motor Vehicle Accidents	3	6		1
All Accidents (except motor vehicle)	50	84	8	43
Intentional Self-Harm (Suicide)	2	1		
Assault (Homicide)				
All Other External Causes		1		

Source: Bureau of Health Information, Division of Health Care Financing, Department of Health and Family Services. For the population estimates used to calculate rates, see Technical Notes, page 74.

Notes: The age/sex-specific rates indicate deaths per 100,000 population in that age/sex group. Underlying cause of death is the disease or injury that initiated events resulting in death. For the ICD-10 codes used for cause-of-death groupings, see Technical Notes, page 70. The total includes an infant death where sex was undetermined and a death where age was unknown. Conditions abbreviated in this table are spelled out in full in the Technical Notes.

Cause of Death

Table 10. Deaths by Underlying Cause of Death, Race and Sex, Wisconsin 1999

	Total		White		Black		Amer. Indian		Other	
	Male	Female	Male	Female	Male	Female	Male	Female	Male	Female
Total Deaths, All Causes	22,852	23,718	21,698	22,723	926	787	130	124	96	82
Tuberculosis	1	2	1	2						
Human Immunodeficiency Virus	51	11	33	5	14	6	3		1	
Malignant Neoplasms	5,679	5,052	5,435	4,841	203	172	18	20	23	19
Stomach	130	73	110	66	14	5	2		4	2
Colon, Rectum, Anus	601	568	585	544	13	19	2	3	1	2
Pancreas	273	303	261	288	10	14	1	1	1	
Trachea, Bronchus and Lung	1,553	1,089	1,475	1,039	63	43	6	5	9	2
Breast	10	824	10	785		32		5		2
Cervix/Corpus Uteri, Ovary		458		441		11		3		3
Prostate	681		661		18		1		1	
Urinary Tract	336	167	327	162	7	4	2			1
Non-Hodgkin's Lymphoma	285	234	277	228	7	5	1			1
Leukemia	257	212	248	205	8	7			1	
Other Malignant Neoplasms	1,553	1,124	1,481	1,083	63	32	3	3	6	6
Diabetes Mellitus	612	661	570	604	27	42	12	12	3	3
Alzheimer's Disease	314	855	308	842	4	11	2	2		
Major Cardiovascular Diseases	8,849	9,896	8,525	9,572	264	263	33	34	27	26
Diseases of the Heart	6,849	6,953	6,604	6,731	194	179	29	29	22	13
Hyp. Heart Dis. w/wo Renal Dis.	183	298	153	282	29	14	1	2		
Ischemic Heart Diseases	5,058	4,557	4,908	4,431	113	101	25	17	12	8
Other Diseases of the Heart	1,608	2,098	1,543	2,018	52	64	3	10	10	5
Primary Hypertension/Hyperten- sive Renal Disease	89	157	80	147	8	9	1			1
Cerebrovascular Diseases	1,498	2,351	1,441	2,275	52	63		3	5	10
Atherosclerosis	90	153	89	152	1					1
Other Dis. of Circulatory System	323	282	311	267	9	12	3	2		1
Influenza and Pneumonia	617	806	590	785	20	17	3	3	3	1
Chronic Lower Respiratory Dis.	1,173	1,093	1,132	1,054	35	28	5	7	1	4
Peptic Ulcer	48	52	47	50	1					2
Chronic Liver Dis. & Cirrhosis	236	166	212	157	12	3	12	6		
Nephritis/Nephrotic Syndrome/ Nephrosis	330	347	307	328	20	16	1	3	2	
Pregnancy, Childbirth & Puerperi.		4		3		1				
Certain Condi. Orig. Perinatal Per.	123	89	90	63	29	23	2	1	2	2
Congenital Malformations, etc.	100	101	88	88	10	12		1	2	
Sudden Infant Death Syndrome	29	26	20	16	8	9	1			1
Symptoms, Signs & Lab Findings	59	84	53	73	4	9	1			1
All Other Diseases	2,745	3,515	2,620	3,362	102	129	11	14	12	10
Motor Vehicle Accidents	513	248	483	230	14	4	12	9	4	5
All Accidents (except motor veh.)	713	517	643	489	55	19	8	7	7	2
Intentional Self-Harm (Suicide)	473	125	443	114	19	4	5	4	6	3
Assault (Homicide)	153	50	66	30	83	16	1	1	3	3
All Other External Causes	34	18	32	15	2	3				

Source: Bureau of Health Information, Division of Health Care Financing, Department of Health and Family Services.

Notes: Races other than white, black, and American Indian are combined in the "other" category. The total includes two records for females and two records for males in which race was not reported.

Not included in this table is one record where the sex was undetermined. Underlying cause of death is the disease or injury that initiated events resulting in death. For the ICD-10 codes used for cause-of-death groupings, see Technical Notes, page 70.

Cause of Death

Table 11. Leading Underlying Causes of Death by Race, Wisconsin 1998 and 1999

1998			1999		
	Number	Percent		Number	Percent
TOTAL, ALL RACES	45,890	100.0	TOTAL, ALL RACES	46,571	100.0
Heart Disease	13,673	29.8	Diseases of the Heart	13,802	29.6
Malignant Neoplasms	10,886	23.7	Malignant Neoplasms	10,731	23.0
Cerebrovascular Diseases	3,641	7.9	Cerebrovascular Diseases	3,849	8.3
Chronic Obstr. Pulmonary Dis.	2,057	4.5	Chronic Lower Respiratory Diseases	2,266	4.9
Injury, Unintentional	1,922	4.2	Accidents (ex. med./surg. complica.)	1,943	4.2
Pneumonia and Influenza	1,909	4.2	Influenza and Pneumonia	1,423	3.1
Diabetes Mellitus	1,274	2.8	Diabetes Mellitus	1,273	2.7
Atheroscler. and Other Art. Dis.	907	2.0	Alzheimer's Disease	1,169	2.5
Suicide	593	1.3	Nephritis/Nephrotic Syn./Nephrosis	677	1.5
Infectious and Parasitic Dis.	577	1.3	Intentional Self-Harm (Suicide)	598	1.3
Nephritis and Nephrosis	576	1.3	Chronic Liver Disease and Cirrhosis	402	0.9
Chronic Liver Dis. & Cirrhosis	388	0.8	Septicemia	376	0.8
Congenital Anomalies	238	0.5	Aortic Aneurysm and Dissection	366	0.8
WHITE	43,761	100.0	WHITE	44,421	100.0
Heart Disease	13,232	30.2	Diseases of the Heart	13,335	30.0
Malignant Neoplasms	10,386	23.7	Malignant Neoplasms	10,276	23.1
Cerebrovascular Diseases	3,501	8.0	Cerebrovascular Diseases	3,716	8.4
Chronic Obstr. Pulmonary Dis.	1,990	4.5	Chronic Lower Respiratory Diseases	2,186	4.9
Pneumonia and Influenza	1,853	4.2	Accidents (ex. med./surg. complica.)	1,800	4.1
Injury, Unintentional	1,790	4.1	Influenza and Pneumonia	1,375	3.1
Diabetes Mellitus	1,187	2.7	Diabetes Mellitus	1,174	2.6
Atheroscler. and Other Art. Dis.	889	2.0	Alzheimer's Disease	1,150	2.6
Suicide	564	1.3	Nephritis/Nephrotic Syn./Nephrosis	635	1.4
Nephritis and Nephrosis	544	1.2	Intentional Self-Harm (Suicide)	557	1.3
Infectious and Parasitic Dis.	512	1.2	Chronic Liver Disease and Cirrhosis	369	0.8
Chronic Liver Dis. & Cirrhosis	357	0.8	Septicemia	356	0.8
Benign & Uncertain Neoplasms	203	0.5	Aortic Aneurysm and Dissection	354	0.8
BLACK	1,699	100.0	BLACK	1,714	100.0
Malignant Neoplasms	403	23.7	Malignant Neoplasms	375	21.9
Heart Disease	360	21.2	Diseases of the Heart	373	21.8
Cerebrovascular Diseases	113	6.7	Cerebrovascular Diseases	115	6.7
Homicide	100	5.9	Assault (Homicide)	99	5.8
Injury, Unintentional	92	5.4	Accidents (ex. med./surg. complica.)	90	5.3
Diabetes Mellitus	66	3.9	Diabetes Mellitus	69	4.0
Conditions of Perinatal Period	63	3.7	Chronic Lower Respiratory Disease	63	3.7
Chronic Obstr. Pulmonary Dis.	55	3.2	Certain Condi. Orig. in Perinatal Per.	53	3.1
Infectious and Parasitic Dis.	52	3.1	Influenza and Pneumonia	37	2.2
Pneumonia and Influenza	41	2.4	Nephritis/Nephrotic Syn./Nephrosis	36	2.1
Nephritis and Nephrosis	28	1.6	Intentional Self-Harm (Suicide)	23	1.3
Congenital Anomalies	26	1.5	Congenital Malformations, etc.	22	1.3
Suicide	20	1.2	Human Immunodeficiency Virus	20	1.2

(continued)

Table 11. Leading Underlying Causes of Death by Race, Wisconsin 1998 and 1999

1998			1999		
	Number	Percent		Number	Percent
AMERICAN INDIAN	252	100.0	AMERICAN INDIAN	254	100.0
Heart Disease	54	21.4	Diseases of the Heart	58	22.8
Malignant Neoplasms	50	19.8	Malignant Neoplasms	38	15.0
Injury, Unintentional	20	7.9	Accidents (ex. med./surg. complica.)	36	14.2
Diabetes Mellitus	19	7.5	Diabetes Mellitus	24	9.4
Cerebrovascular Diseases	14	5.6	Chronic Liver Disease and Cirrhosis	18	7.1
Chronic Liver Dis. & Cirrhosis	13	5.2	Chronic Lower Respiratory Diseases	12	4.7
Chronic Obstr. Pulmonary Dis.	9	3.6	Intentional Self-Harm (Suicide)	9	3.5
Pneumonia and Influenza	8	3.2	Influenza and Pneumonia	6	2.4
Congenital Anomalies	6	2.4	Alzheimer's Disease	4	1.6
Infectious and Parasitic Dis.	5	2.0	Nephritis/Nephrotic Syn./Nephrosis	4	1.6
Atheroscler. and Other Art. Dis.	5	2.0	Human Immunodeficiency Virus	3	1.2
Suicide	4	1.6	Cerebrovascular Diseases	3	1.2
Homicide	4	1.6	Certain Condi. Orig. in Perinatal Per.	3	1.2

Source: Bureau of Health Information, Division of Health Care Financing, Department of Health and Family Services.

Notes: In 1999, there were 182 deaths among Wisconsin residents whose race was reported as something other than white, black or American Indian. Those deaths are not shown separately by cause and race; however, they are included in the "total" category. The total for 1999 also includes four records in which race was not reported. The number of black decedents includes one record where sex was undetermined. Underlying cause of death is the disease or injury that initiated the events resulting in death.

For the ICD-10 codes used for cause-of-death groupings in 1999, see Technical Notes, page 67.

For the ICD-9 codes used for cause-of-death groupings in 1998, see Technical Notes, page 72.

For comparability between 1998 (ICD-9) and 1999 (ICD-10), see Technical Notes, page 75.

Conditions abbreviated in this table are spelled out in full in the Technical Notes.

- Diseases of the heart and cancer were the two leading causes of death among whites, blacks and American Indians. In 1999, diseases of the heart accounted for 22 percent of deaths among blacks, 30 percent of deaths among whites, and 23 percent of deaths among American Indians.
- Differences in leading causes of death by race reflect differences in population age structure (as well as many other possible factors): compared with the total state population, larger proportions of blacks and other minority groups are children and young adults.
- Diabetes accounted for over 9 percent of American Indian deaths in 1999, compared to approximately 3 percent for whites and 4 percent for blacks.

Cause of Death

Table 12. Leading Underlying Causes of Death for Males by Race, Wisconsin 1998 and 1999

1998	Number	Percent	1999	Number	Percent
TOTAL, ALL RACES	22,463	100.0	TOTAL, ALL RACES	22,852	100.0
Heart Disease	6,793	30.2	Diseases of the Heart	6,849	30.0
Malignant Neoplasms	5,666	25.2	Malignant Neoplasms	5,679	24.9
Cerebrovascular Diseases	1,347	6.0	Cerebrovascular Diseases	1,498	6.6
Injury, Unintentional	1,183	5.3	Accidents (ex. med./surg. complica.)	1,194	5.2
Chronic Obstruct. Pulmonary Dis.	1,092	4.9	Chronic Lower Respiratory Diseases	1,173	5.1
Pneumonia and Influenza	826	3.7	Influenza and Pneumonia	617	2.7
Diabetes Mellitus	615	2.7	Diabetes Mellitus	612	2.7
Atheroscler. and Oth. Arterial Dis.	493	2.2	Intentional Self-Harm (Suicide)	473	2.1
Suicide	475	2.1	Nephritis/Nephrotic Syn./Nephrosis	330	1.4
Infectious and Parasitic Diseases	303	1.3	Alzheimer's Disease	314	1.4
Nephritis and Nephrosis	290	1.3	Chronic Liver Disease and Cirrhosis	236	1.0
Chronic Liver Dis. and Cirrhosis	243	1.1	Aortic Aneurysm and Dissection	223	1.0
Homicide	142	0.6	Pneumonitis Due to Solids/Liquids	195	0.9
WHITE	21,285	100.0	WHITE	21,698	100.0
Heart Disease	6,555	30.8	Diseases of the Heart	6,604	30.4
Malignant Neoplasms	5,388	25.3	Malignant Neoplasms	5,435	25.0
Cerebrovascular Diseases	1,276	6.0	Cerebrovascular Diseases	1,441	6.6
Injury, Unintentional	1,098	5.2	Chronic Lower Respiratory Diseases	1,132	5.2
Chronic Obstruct. Pulmonary Dis.	1,056	5.0	Accidents (ex. med./surg. complica.)	1,095	5.0
Pneumonia and Influenza	801	3.8	Influenza and Pneumonia	590	2.7
Diabetes Mellitus	578	2.7	Diabetes Mellitus	570	2.6
Atheroscler. and Oth. Arterial. Dis.	479	2.3	Intentional Self-Harm (Suicide)	443	2.0
Suicide	452	2.1	Alzheimer's Disease	308	1.4
Nephritis and Nephrosis	279	1.3	Nephritis/Nephrotic Syn./Nephrosis	307	1.4
Infectious and Parasitic Diseases	263	1.2	Aortic Aneurysm and Dissection	217	1.0
Chronic Liver Dis. and Cirrhosis	222	1.0	Chronic Liver Disease and Cirrhosis	212	1.0
Congenital Anomalies	109	0.5	Pneumonitis Due to Solids/Liquids	188	0.9
BLACK	945	100.0	BLACK	926	100.0
Malignant Neoplasms	226	23.9	Malignant Neoplasms	203	21.9
Heart Disease	190	20.1	Diseases of the Heart	194	21.0
Homicide	82	8.7	Assault (Homicide)	83	9.0
Injury, Unintentional	62	6.6	Accidents (ex. med./surg. complica.)	68	7.3
Cerebrovascular Diseases	61	6.5	Cerebrovascular Diseases	52	5.6
Infectious and Parasitic Diseases	33	3.5	Chronic Lower Respiratory Diseases	35	3.8
Conditions of Perinatal Period	33	3.5	Certain Condi. Orig. in Perinatal Per.	29	3.1
Chronic Obstruct. Pulmonary Dis.	30	3.2	Diabetes Mellitus	27	2.9
Diabetes Mellitus	26	2.8	Influenza and Pneumonia	20	2.2
Pneumonia and Influenza	21	2.2	Nephritis/Nephrotic Syn./Nephrosis	20	2.2
Suicide	18	1.9	Intentional Self-Harm (Suicide)	19	2.1
Congenital Anomalies	14	1.5	Human Immunodeficiency Virus	14	1.5
Chronic Liver Dis. and Cirrhosis	11	1.2	Chronic Liver Disease and Cirrhosis	12	1.3

(continued)

Cause of Death

Table 12. Leading Underlying Causes of Death for Males by Race, Wisconsin 1998 and 1999

1998	Number	Percent	1999	Number	Percent
AMERICAN INDIAN	143	100.0	AMERICAN INDIAN	130	100.0
Heart Disease	33	23.1	Diseases of the Heart	29	22.3
Malignant Neoplasms	26	18.2	Accidents (ex. med./surg. complica.)	20	15.4
Injury, Unintentional	12	8.4	Malignant Neoplasms	18	13.8
Diabetes Mellitus	11	7.7	Diabetes Mellitus	12	9.2
Chronic Liver Dis. and Cirrhosis	8	5.6	Chronic Liver Dis. and Cirrhosis	12	9.2
Cerebrovascular Diseases	5	3.5	Chronic Lower Respiratory Diseases	5	3.8
Chronic Obstruct. Pulmonary Dis.	5	3.5	Intentional Self-Harm (Suicide)	5	3.8
Atheroscler. & Other Arterial Dis.	4	2.8	Human Immunodeficiency Virus	3	2.3
Pneumonia and Influenza	4	2.8	Influenza and Pneumonia	3	2.3
Infectious and Parasitic Diseases	3	2.1	Septicemia	2	1.5
Nephritis and Nephrosis	2	1.4	Alzheimer's Disease	2	1.5
Sudden Infant Death Syndrome	2	1.4	Certain Condi. Orig. in Perinatal Per.	2	1.5
Suicide	2	1.4	Parkinson's Disease	1	0.8

Source: Bureau of Health Information, Division of Health Care Financing, Department of Health and Family Services.

Notes: Races other than white, black and American Indian are included in the "total" category. Two records in which race was not reported are included in the total for both 1998 and 1999.
 There is one record in both 1998 and 1999 where sex is undetermined, so the total for males and females will not add to overall total on page 33.
 Underlying cause of death is the disease or injury that initiated events resulting in death.
 For the ICD-10 codes used for cause-of-death groupings in 1999, see Technical Notes, page 67.
 For the ICD-9 codes used for cause-of-death groupings in 1998, see Technical Notes, page 72.
 For comparability between 1998 (ICD-9) and 1999 (ICD-10), see Technical Notes, page 75.
 Conditions abbreviated in this table are spelled out in full in the Technical Notes.

- Diseases of the heart and malignant neoplasms (cancer) were the leading causes of death in 1999 for both white and black males in Wisconsin. Diseases of the heart and accidents were the leading causes of death among American Indian males.
- Homicide was the third leading cause of death among black males in Wisconsin in 1999, accounting for about 9 percent of deaths.
- Cerebrovascular diseases (stroke) were the third leading cause of death among white males in Wisconsin, accounting for about 7 percent of deaths.
- Accidents accounted for over 15 percent of deaths among American Indian males, compared with about 5 percent of deaths among males overall.

Cause of Death

Table 13. Leading Underlying Causes of Death for Females by Race, Wisconsin 1998 and 1999

1998			1999		
	Number	Percent		Number	Percent
TOTAL, ALL RACES	23,426	100.0	TOTAL, ALL RACES	23,718	100.0
Heart Disease	6,880	29.4	Diseases of the Heart	6,953	29.3
Malignant Neoplasms	5,220	22.3	Malignant Neoplasms	5,052	21.3
Cerebrovascular Diseases	2,294	9.8	Cerebrovascular Diseases	2,351	9.9
Pneumonia and Influenza	1,083	4.6	Chronic Lower Respiratory Diseases	1,093	4.6
Chronic Obstruct. Pulmonary Dis.	965	4.1	Alzheimer's Disease	855	3.6
Injury, Unintentional	739	3.2	Influenza and Pneumonia	806	3.4
Diabetes Mellitus	659	2.8	Accidents (ex. med./surg. complica.)	749	3.2
Atheroscler. and Other Art. Dis.	414	1.8	Diabetes Mellitus	661	2.8
Nephritis and Nephrosis	286	1.2	Nephritis/Nephrotic Syn./Nephrosis	347	1.5
Infectious and Parasitic Diseases	274	1.2	Septicemia	194	0.8
Chronic Liver Dis. and Cirrhosis	145	0.6	Chronic Liver Disease and Cirrhosis	166	0.7
Hypertension w/wo Renal Disease	124	0.5	Pneumonitis Due to Solids/Liquids	164	0.7
Suicide	118	0.5	Prim. Hypertension/Hypertensive Ren	157	0.7
WHITE	22,476	100.0	WHITE	22,723	100.0
Heart Disease	6,677	29.7	Diseases of the Heart	6,731	29.6
Malignant Neoplasms	4,998	22.2	Malignant Neoplasms	4,841	21.3
Cerebrovascular Diseases	2,225	9.9	Cerebrovascular Diseases	2,275	10.0
Pneumonia and Influenza	1,052	4.7	Chronic Lower Respiratory Diseases	1,054	4.6
Chronic Obstruct. Pulmonary Dis.	934	4.2	Alzheimer's Disease	842	3.7
Injury, Unintentional	692	3.1	Influenza and Pneumonia	785	3.5
Diabetes Mellitus	609	2.7	Accidents (ex. med./surg. complica.)	705	3.1
Atheroscler. and Other Art. Dis.	410	1.8	Diabetes Mellitus	604	2.7
Nephritis and Nephrosis	265	1.2	Nephritis/Nephrotic. Syn./Nephrosis	328	1.4
Infectious and Parasitic Diseases	249	1.1	Septicemia	182	0.8
Chronic Liver Dis. and Cirrhosis	135	0.6	Pneumonitis Due to Solids/Liquids	158	0.7
Hypertension w/wo Renal Disease	117	0.5	Chronic Liver Disease and Cirrhosis	157	0.7
Benign and Uncertain Neoplasms	113	0.5	Atherosclerosis	152	0.7
BLACK	753	100.0	BLACK	787	100.0
Malignant Neoplasms	177	23.5	Diseases of the Heart	179	22.7
Heart Disease	170	22.6	Malignant Neoplasms	172	21.9
Cerebrovascular Diseases	52	6.9	Cerebrovascular Diseases	63	8.0
Diabetes Mellitus	40	5.3	Diabetes Mellitus	42	5.3
Injury, Unintentional	30	4.0	Chronic Lower Respiratory Diseases	28	3.6
Conditions of Perinatal Period	29	3.9	Certain Condi. Orig. in Perinatal Per.	23	2.9
Chronic Obstr. Pulmonary Dis.	25	3.3	Accidents (ex. med./surg. complica.)	22	2.8
Pneumonia and Influenza	20	2.7	Influenza and Pneumonia	17	2.2
Nephritis and Nephrosis	20	2.7	Nephritis/Nephrotic Syn./Nephrosis	16	2.0
Infectious and Parasitic Diseases	19	2.5	Assault (Homicide)	16	2.0
Homicide	18	2.4	Congenital Malformations, etc.	12	1.5
Congenital Anomalies	12	1.6	Alzheimer's Disease	11	1.4
Sudden Infant Death Syndrome	8	1.1	Septicemia	9	1.1

(continued)

Cause of Death

Table 13. Leading Underlying Causes of Death for Females by Race, Wisconsin 1998 and 1999

1998	Number	Percent	1999	Number	Percent
AMERICAN INDIAN	109	100.0	AMERICAN INDIAN	124	100.0
Malignant Neoplasms	24	22.0	Diseases of the Heart	29	23.4
Heart Disease	21	19.3	Malignant Neoplasms	20	16.1
Cerebrovascular Diseases	9	8.3	Accidents (ex. med./surg. complica.)	16	12.9
Diabetes Mellitus	8	7.3	Diabetes Mellitus	12	9.7
Injury, Unintentional	8	7.3	Chronic Lower Respiratory Diseases	7	5.6
Chronic Liver Dis. and Cirrhosis	5	4.6	Chronic Liver Disease and Cirrhosis	6	4.8
Congenital Anomalies	5	4.6	Intentional Self-Harm (Suicide)	4	3.2
Pneumonia and Influenza	4	3.7	Cerebrovascular Diseases	3	2.4
Chronic Obstruc. Pulmonary Dis.	4	3.7	Influenza and Pneumonia	3	2.4
Infectious and Parasitic Diseases	2	1.8	Nephritis/Nephrotic Syn./Nephrosis	3	2.4
Suicide	2	1.8	Alzheimer's Disease	2	1.6
Homicide	2	1.8	Meningitis	1	0.8
Benign and Uncertain Neoplasms	1	0.9	Parkinson's Disease	1	0.8

Source: Bureau of Health Information, Division of Health Care Financing, Department of Health and Family Services.

Notes: Races other than white, black and American Indian are included in the "total" category. Two records in which race was not reported are included in the total for both 1998 and 1999. There is one record in both 1998 and 1999 where the sex was undetermined, so the total for males and females will not add to overall total on page 33. Underlying cause of death is the disease or injury that initiated events resulting in death. For the ICD-10 codes used for cause of death groupings in 1999, see Technical Notes, page 67. For the ICD-9 codes used for cause-of-death groupings in 1998, see Technical Notes, page 72. For comparability between 1998 (ICD-9) and 1999 (ICD-10), see Technical Notes, page 75. Conditions abbreviated in this table are spelled out in full in the Technical Notes.

- Diseases of the heart and malignant neoplasms (cancer) were the leading causes of death in 1999 among white, black and American Indian females in Wisconsin.
- Cerebrovascular diseases were the third leading cause of death among black and white females, while accidents were the third leading cause among American Indian females.
- In both 1998 and 1999, diabetes accounted for nearly twice the percentage of deaths among black women (5.3 percent) as among all women statewide (2.8 percent). Among American Indian women in 1999, diabetes accounted for almost 10 percent of deaths.
- Accidents accounted for nearly 13 percent of female American Indian deaths in 1999, compared with 3 percent of deaths among females overall.

Cause of Death

Table 14. Deaths by Underlying Cause of Death and County of Residence, Wisconsin 1999

	Total	Adams	Ashland	Barron	Bayfield	Brown	Buffalo	Burnett	Calumet	Chippewa	Clark
Total Deaths, All Causes	46,571	210	188	481	154	1,575	159	186	266	553	303
Male	22,852	117	90	247	76	748	96	100	136	288	144
Female	23,718	93	98	234	78	827	63	86	130	265	159
Tuberculosis	3					1					
Human Immunodeficiency Virus	62			1		4					
Malignant Neoplasms	10,731	57	31	107	46	372	40	49	73	123	54
Stomach	203		2	4		11	1	1	1	4	
Colon, Rectum, Anus	1,169	8	2	6	4	25	4	3	4	12	6
Pancreas	576	2	1	2		20	4	1	5	5	2
Trachea, Bronchus and Lung	2,642	22	9	30	14	85	12	17	15	36	6
Breast	834	5	3	5	5	33	1	4	8	15	8
Cervix Uteri, Corpus Uteri, Ovary	458	1	1	4	3	27			3	8	1
Prostate	681	1	2	9	3	19	5	3	5	4	5
Urinary Tract	503	3	3	3	4	21	1	1	3	2	5
Non-Hodgkin's Lymphoma	519	2	1	8		25	1	4	3	6	5
Leukemia	469	1		7		14	2		4	4	4
Other Malignant Neoplasms	2,677	12	7	29	13	92	9	15	22	27	12
Diabetes Mellitus	1,273	3	9	14	8	35	1	2	6	16	14
Alzheimer's Disease	1,169	4	9	13	4	80	3	4	9	9	8
Major Cardiovascular Diseases	18,745	84	81	186	56	640	69	76	91	229	132
Diseases of the Heart	13,802	61	58	129	43	474	55	59	58	169	100
Hyp. Heart Dis. w/wo Renal Dis.	481		1	1	3	16	1	2	1		2
Ischemic Heart Disease	9,615	46	45	105	29	347	25	24	35	113	75
Other Diseases of the Heart	3,706	15	12	23	11	111	29	33	22	56	23
Prim. Hypertension/Hyper. Renal	246		1	2	1	6		1	1	2	2
Cerebrovascular Diseases	3,849	13	19	45	11	136	10	13	23	45	24
Atherosclerosis	243	5		4		4	1		3	9	
Other Dis. of Circulatory System	605	5	3	6	1	20	3	3	6	4	6
Influenza and Pneumonia	1,423	6	5	27	9	33	11	5	6	22	7
Chronic Lower Respiratory Diseases	2,266	7	3	24	4	73	3	5	13	30	18
Peptic Ulcer	100		2	2		5		1			
Chronic Liver Disease and Cirrhosis	402	3	3	7	1	10	3	3	2	6	
Nephritis/Nephrotic Syn./Nephrosis	677	5	3	6	1	16	1	4	6	7	3
Pregnancy, Childbirth and Puerperium	4										
Certain Condi. Orig. in Perinatal Per.	213		1	2		12	3	1	1		
Congenital Malformations, etc.	201	1		1		8	1		3	2	1
Sudden Infant Death Syndrome	55					3				1	
Symptoms, Signs and Lab. Findings	143			2		2		1	1		1
All Other Diseases	6,260	25	32	52	19	176	13	23	42	73	45
Motor Vehicle Accidents	761	6	4	16	2	26	5	6	5	9	10
All Accidents (except motor vehicle)	1,230	6	5	16	3	34	4	4	5	18	3
Intentional Self-Harm (Suicide)	598	3		3		33	2	1	3	7	7
Assault (Homicide)	203			2		8		1			
All Other External Causes	52				1	4				1	

Cause of Death

Table 14. Deaths by Underlying Cause of Death and County of Residence, Wisconsin 1999

	Columbia	Crawford	Dane	Dodge	Door	Douglas	Dunn	Eau Claire	Florence	Fond du Lac	Forest
Total Deaths, All Causes	550	201	2,580	834	322	495	296	692	49	898	116
Male	266	100	1,212	376	154	249	158	337	23	411	66
Female	284	101	1,368	458	168	246	138	355	26	487	50
Tuberculosis											
Human Immunodeficiency Virus			5					1		1	
Malignant Neoplasms	129	41	609	181	67	128	53	162	14	202	28
Stomach	3		9	6		3	1	1		3	
Colon, Rectum, Anus	10	1	68	25	9	20	4	30	1	30	3
Pancreas	6	3	35	13	2	7	1	6		10	1
Trachea, Bronchus and Lung	24	12	135	35	12	27	14	31	5	44	11
Breast	12	6	50	10	4	10	5	12	2	16	1
Cervix Uteri, Corpus Uteri, Ovary	6		27	7	6	10	5	6	3	6	1
Prostate	6	3	39	12	6	9	6	14		14	2
Urinary Tract	4	2	23	9		6	5	12	1	9	
Non-Hodgkin's Lymphoma	9	2	35	12	1	3		5		10	2
Leukemia	8	2	35	11	2	3		9		9	
Other Malignant Neoplasms	41	10	153	41	25	30	12	36	2	51	7
Diabetes Mellitus	15	5	68	25	12	18	6	11		18	2
Alzheimer's Disease	12	7	63	25	10	25	15	16		40	4
Major Cardiovascular Diseases	203	89	923	378	145	163	124	293	21	369	40
Diseases of the Heart	142	68	623	288	99	133	99	216	17	267	31
Hyp. Heart Dis. w/wo Renal Dis.	4		19	8	1	2	1	3		11	
Ischemic Heart Disease	108	41	423	214	69	95	64	119	9	187	23
Other Diseases of the Heart	30	27	181	66	29	36	34	94	8	69	8
Prim. Hypertension/Hyper. Renal	1		19	5	2	1		7	1	4	1
Cerebrovascular Diseases	51	17	235	72	37	21	22	59	1	76	5
Atherosclerosis	2	1	11	4	3	1	1	4		9	2
Other Dis. of Circulatory System	7	3	35	9	4	7	2	7	2	13	1
Influenza and Pneumonia	12	5	91	21	5	18	10	20		23	5
Chronic Lower Respiratory Diseases	23	17	140	33	11	30	16	29	4	45	7
Peptic Ulcer	1		2	1	2		1			3	
Chronic Liver Disease and Cirrhosis	3	4	31	5	1	3	2	7	1	5	1
Nephritis/Nephrotic Syn./Nephrosis	8	6	27	16	2	10	6	19	1	12	
Pregnancy, Childbirth and Puerperium											
Certain Condi. Orig. in Perinatal Per.	4		21							6	
Congenital Malformations, etc.	3		13	4		1	1	1		5	
Sudden Infant Death Syndrome			6							1	
Symptoms, Signs and Lab. Findings	6	1	10	2	1	3	2	3		1	1
All Other Diseases	101	18	392	106	37	70	44	90	6	118	16
Motor Vehicle Accidents	5	3	39	15	8	7	5	9		11	6
All Accidents (except motor vehicle)	12	4	78	15	13	15	5	22	1	25	2
Intentional Self-Harm (Suicide)	12	1	50	6	6	2	6	8		11	4
Assault (Homicide)			5	1		2					
All Other External Causes	1		7		2			1	1	2	

Cause of Death

Table 14. Deaths by Underlying Cause of Death and County of Residence, Wisconsin 1999

	Grant	Green	Green Lake	Iowa	Iron	Jackson	Jefferson	Juneau	Kenosha	Kewaunee	La Crosse
Total Deaths, All Causes	505	328	241	195	77	186	612	298	1,159	196	923
Male	276	147	119	96	40	93	316	171	572	90	434
Female	229	181	122	99	37	93	296	127	587	106	489
Tuberculosis											
Human Immunodeficiency Virus									2		1
Malignant Neoplasms	107	66	60	49	15	44	146	90	272	52	205
Stomach			4	1		2	3	3	8	4	4
Colon, Rectum, Anus	10	12	6	7	4	7	18	12	33	3	20
Pancreas	7	6	1	2		3	6	1	14	6	9
Trachea, Bronchus and Lung	21	11	18	8	3	8	41	28	89	6	53
Breast	5	9	4	7		3	11	6	17	7	15
Cervix Uteri, Corpus Uteri, Ovary	5	2	1	4		2	9	3	8	1	9
Prostate	12	5	7	4		3	6	10	13	3	11
Urinary Tract	8	5		3		2	8	4	8	1	7
Non-Hodgkin's Lymphoma	5	2	1	1	1	3	7	6	15	5	6
Leukemia	5	1	1	3	1	2	4	3	11	3	18
Other Malignant Neoplasms	29	13	17	9	6	9	33	14	56	13	53
Diabetes Mellitus	15	12	6	3		5	18	14	35	12	32
Alzheimer's Disease	7	9	2	5		3	12	8	19	6	19
Major Cardiovascular Diseases	227	136	99	74	40	88	259	100	481	77	352
Diseases of the Heart	162	87	74	58	33	64	188	64	343	58	244
Hyp. Heart Dis. w/wo Renal Dis.	3	2	1		1	1	4		18	6	5
Ischemic Heart Disease	120	67	55	49	27	51	148	49	218	37	163
Other Diseases of the Heart	39	18	18	9	5	12	36	15	107	15	76
Prim. Hypertension/Hyper. Renal	3	2	1			1	1	2	8		1
Cerebrovascular Diseases	49	40	22	12	5	19	59	23	114	17	84
Atherosclerosis	5			1			2	1	1		8
Other Dis. of Circulatory System	8	7	2	3	2	4	9	10	15	2	15
Influenza and Pneumonia	16	19	8	1		1	11	7	35	8	22
Chronic Lower Respiratory Diseases	36	16	10	15	6	6	27	11	72	5	50
Peptic Ulcer		3		3		1	2	1	2		3
Chronic Liver Disease and Cirrhosis	1		3	1		2	9	1	13	2	7
Nephritis/Nephrotic Syn./Nephrosis	6	6	4		1	5	11	5	19	2	10
Pregnancy, Childbirth and Puerperium								1			
Certain Condi. Orig. in Perinatal Per.	1					1	2	2	7		5
Congenital Malformations, etc.	1	2	1	1				1	5	2	4
Sudden Infant Death Syndrome	2			1				1	3		1
Symptoms, Signs and Lab. Findings				1			1	2	6	1	7
All Other Diseases	57	42	35	30	10	18	81	34	111	21	165
Motor Vehicle Accidents	13	7	3	4	3	3	11	9	17	3	7
All Accidents (except motor vehicle)	12	6	5	5	2	6	10	7	33	3	23
Intentional Self-Harm (Suicide)	3	2	5	2		2	11	4	20	2	7
Assault (Homicide)	1					1	1		4		3
All Other External Causes		2							3		

Cause of Death

Table 14. Deaths by Underlying Cause of Death and County of Residence, Wisconsin 1999

	Lafayette	Langlade	Lincoln	Manitowoc	Marathon	Marinette	Marquette	Menominee	Milwaukee	Monroe	Oconto
Total Deaths, All Causes	158	227	324	860	951	534	161	43	9,018	391	353
Male	82	120	161	431	461	274	91	23	4,334	221	176
Female	76	107	163	429	490	260	70	20	4,683	170	177
Tuberculosis											
Human Immunodeficiency Virus						1		1	36		
Malignant Neoplasms	40	51	73	196	225	115	42	5	2,000	72	105
Stomach		1	2	1	2	1	2		43		1
Colon, Rectum, Anus	6	8	4	18	21	9	4	2	208	4	11
Pancreas	4	3	5	10	16	4	2		96	4	3
Trachea, Bronchus and Lung	7	7	19	48	50	31	10	1	542	16	33
Breast	2	3	5	20	21	5	4		159	3	7
Cervix Uteri, Corpus Uteri, Ovary	1	1	4	8	5	1	1	1	80	2	6
Prostate		4	5	15	15	12	3		106	7	5
Urinary Tract	4	4	2	7	16	6		1	99	4	5
Non-Hodgkin's Lymphoma	1	5	2	11	13	10	1		85	7	5
Leukemia	1	1	4	7	9	5	2		84	5	2
Other Malignant Neoplasms	14	14	21	51	57	31	13		498	20	27
Diabetes Mellitus	4	12	14	15	49	12	6	2	241	5	8
Alzheimer's Disease	2	7	10	20	13	15	3		186	5	15
Major Cardiovascular Diseases	63	110	135	357	320	245	55	12	3,624	162	131
Diseases of the Heart	48	87	97	263	242	201	33	8	2,715	119	83
Hyp. Heart Dis. w/wo Renal Dis.	1	1	2	6	21	8		1	165	5	3
Ischemic Heart Disease	37	73	75	190	145	153	23	5	1,878	85	51
Other Diseases of the Heart	10	13	20	67	76	40	10	2	672	29	29
Prim. Hypertension/Hyper. Renal	1		1	4	7	6	3		49	3	5
Cerebrovascular Diseases	9	21	31	72	59	25	13	1	713	33	31
Atherosclerosis	1		3	2	6	8	1		38	2	7
Other Diseases of Circulatory System	4	2	3	16	6	5	5	3	109	5	5
Influenza and Pneumonia	8	7	8	32	34	16	4	1	266	17	9
Chronic Lower Respiratory Diseases	7	5	15	31	48	20	14	2	438	26	9
Peptic Ulcer		2	2	2	3				21	2	1
Chronic Liver Disease and Cirrhosis		1	2	8	9	6	1	3	85	5	2
Nephritis/Nephrotic Syn./Nephrosis	4		4	7	9	4	2	1	157	4	6
Pregnancy, Childbirth and Puerperium				1	1				1		
Certain Condi. Orig. in Perinatal Per.			2	4	4		1		63	1	
Congenital Malformations, etc.			1	2	6	3			62	2	
Sudden Infant Death Syndrome	1	1	1						19		1
Symptoms, Signs and Lab. Findings			1	2	3			1	27	2	
All Other Diseases	18	15	39	106	157	74	20	7	1,183	58	50
Motor Vehicle Accidents	3	9	4	19	23	8	3	3	72	9	7
All Accidents (except motor vehicle)	6	5	5	50	16	8	5	2	300	11	6
Intentional Self-Harm (Suicide)	1	2	8	7	25	7	5	3	92	8	3
Assault (Homicide)	1			1	6				133	2	
All Other External Causes									12		

Cause of Death

Table 14. Deaths by Underlying Cause of Death and County of Residence, Wisconsin 1999

	Oneida	Outagamie	Ozaukee	Pepin	Pierce	Polk	Portage	Price	Racine	Richland	Rock
Total Deaths, All Causes	422	1,141	575	80	251	371	475	198	1,593	157	1,282
Male	221	551	297	32	129	200	250	108	780	88	647
Female	201	590	278	48	122	171	225	90	813	69	635
Tuberculosis											
Human Immunodeficiency Virus											2
Malignant Neoplasms	89	271	173	17	50	78	126	36	376	45	267
Stomach	2	5	5			1	1	1	13		3
Colon, Rectum, Anus	13	30	22	2	6	9	18	4	40	7	33
Pancreas	4	13	12		4	7	7	2	19	2	16
Trachea, Bronchus and Lung	21	68	37	3	10	19	28	11	99	9	79
Breast	6	14	13	1	4	5	12	2	25		19
Cervix Uteri, Corpus Uteri, Ovary	2	19	5	1	2	4	6		14	3	8
Prostate	4	21	8	3	5	4	9	5	18	2	15
Urinary Tract	6	13	9		1	3	5	2	17	2	12
Non-Hodgkin's Lymphoma	2	12	13		2	3	4	1	19	2	14
Leukemia	4	11	10		4	4	4	2	11	3	8
Other Malignant Neoplasms	25	65	39	7	12	19	32	6	101	15	60
Diabetes Mellitus	11	24	23	5	2	9	9	5	62	1	36
Alzheimer's Disease	12	43	14	1	7	12	12	5	50	2	36
Major Cardiovascular Diseases	187	471	225	37	113	155	191	83	577	65	513
Diseases of the Heart	159	352	177	27	91	117	146	56	426	42	372
Hyp. Heart Dis. w/wo Renal Dis.	4	6	8		2	7	3	4	8		10
Ischemic Heart Disease	107	257	123	25	71	75	98	41	275	28	272
Other Diseases of the Heart	48	89	46	2	18	35	45	11	143	14	90
Prim. Hypertension/Hyper. Renal	3	4	2		1	1	6	1	7		7
Cerebrovascular Diseases	23	95	37	9	15	33	31	23	120	21	111
Atherosclerosis	1	1	4	1	1	2	2	1	7	1	4
Other Diseases of Circulatory Sys.	1	19	5		5	2	6	2	17	1	19
Influenza and Pneumonia	5	30	12	4	6	14	12	5	39	6	49
Chronic Lower Respiratory Diseases	29	47	17	1	13	14	12	8	89	8	79
Peptic Ulcer	1	4	2						3	1	2
Chronic Liver Disease and Cirrhosis	5	3	6	1	1	3	1	2	13	1	10
Nephritis/Nephrotic Syn./Nephrosis	4	16	8	1	4	9	6	4	30	2	15
Pregnancy, Childbirth and Puerperium											
Certain Condi. Orig. in Perinatal Per.		6	2			2	1		6		6
Congenital Malformations, etc.		4	1		2	1	4		4	1	4
Sudden Infant Death Syndrome	1				1	1			3		
Symptoms, Signs and Lab. Findings	1	2	2		1	2	2	1	4	1	1
All Other Diseases	53	159	70	11	29	46	55	37	243	18	186
Motor Vehicle Accidents	8	18	5		12	15	14	4	25	2	18
All Accidents (except motor vehicle)	11	26	9	1	9	6	16	4	38	2	26
Intentional Self-Harm (Suicide)	4	15	6	1	1	1	11	3	21	2	26
Assault (Homicide)		2				3	1	1	7		3
All Other External Causes	1						2		3		3

Cause of Death

Table 14. Deaths by Underlying Cause of Death and County of Residence, Wisconsin 1999

	Rusk	St. Croix	Sauk	Sawyer	Shawano	Sheboygan	Taylor	Trempealeau	Vernon	Vilas	Walworth
Total Deaths, All Causes	169	453	487	190	452	1,018	175	291	298	263	840
Male	93	203	247	93	226	452	89	144	147	126	370
Female	76	250	240	97	226	566	86	147	151	137	470
Tuberculosis											
Human Immunodeficiency Virus					2	1		2			1
Malignant Neoplasms	43	88	96	36	100	219	42	67	75	63	180
Stomach	1	1			3	7		1		3	2
Colon, Rectum, Anus	3	9	9	6	10	29	5	12	14	6	26
Pancreas	2	4	4	2	3	14	3	6	6	1	12
Trachea, Bronchus and Lung	9	19	20	13	27	48	10	9	14	23	41
Breast	3	8	9	2	6	24	1	1	8	5	15
Cervix Uteri, Corpus Uteri, Ovary	2	5	5	1	9	10		5		1	14
Prostate	5	6	13	1	9	9	3	6	6	3	7
Urinary Tract	4	5	1	2	4	6	4	3	6	2	8
Non-Hodgkin's Lymphoma	3	5	3	3	8	6	1	3	4	1	6
Leukemia	2	4	7		4	8	2	2	3	2	9
Other Malignant Neoplasms	9	22	25	6	17	58	13	19	14	16	40
Diabetes Mellitus	3	13	8	6	8	31	4	15	4	7	22
Alzheimer's Disease	3	15	11	6	6	14	6	9	5	6	31
Major Cardiovascular Diseases	68	190	201	83	235	444	68	127	127	119	331
Diseases of the Heart	50	136	154	61	178	324	54	93	100	90	248
Hyp. Heart Dis. w/wo Renal Dis.		1	1		2	8	3	5	4	2	8
Ischemic Heart Disease	40	106	114	47	137	197	38	65	63	60	167
Other Diseases of the Heart	10	29	39	14	39	119	13	23	33	28	73
Prim. Hypertension/Hyper. Renal	1	2			1	4	1	1	2	1	8
Cerebrovascular Diseases	13	45	37	15	44	99	9	29	24	22	62
Atherosclerosis	4	1		1	5	7	2		1	4	4
Other Diseases of Circulatory Sys.		6	10	6	7	10	2	4		2	9
Influenza and Pneumonia	5	7	25	2	6	36	6	9	8	5	28
Chronic Lower Respiratory Diseases	12	23	21	12	20	45	7	12	13	14	45
Peptic Ulcer		2	2			2					1
Chronic Liver Disease and Cirrhosis	2	4	6	2	2	11	2	2	2	1	7
Nephritis/Nephrotic Syn./Nephrosis	3	4	4	2	7	10		6	5	5	10
Pregnancy, Childbirth and Puerperium											
Certain Condi. Orig. in Perinatal Per.		4	3	1		8				1	3
Congenital Malformations, etc.		6	2		1	5	1	1		2	5
Sudden Infant Death Syndrome		2			1	3					
Symptoms, Signs and Lab. Findings		1	3		1	1			1	3	9
All Other Diseases	20	68	70	27	40	143	30	32	37	32	118
Motor Vehicle Accidents	5	12	13	4	13	14		4	4	2	21
All Accidents (except motor vehicle)	4	12	10	8	3	20	5	4	13	2	17
Intentional Self-Harm (Suicide)		2	9	1	6	7	4	1	4	1	9
Assault (Homicide)	1		1		1	1					2
All Other External Causes			2			3					

Cause of Death

Table 14. Deaths by Underlying Cause of Death and County of Residence, Wisconsin 1999

	Washburn	Washington	Waukesha	Waupaca	Waushara	Winnebago	Wood
Total Deaths, All Causes	198	810	2,620	698	269	1,253	694
Male	95	449	1,241	378	148	584	342
Female	103	361	1,379	320	121	669	352
Tuberculosis					1	1	
Human Immunodeficiency Virus			1				
Malignant Neoplasms	59	182	683	134	63	319	158
Stomach	1	2	12			5	2
Colon, Rectum, Anus	11	17	70	11	4	30	11
Pancreas	2	12	56	5	2	21	7
Trachea, Bronchus and Lung	14	46	159	35	15	71	39
Breast	1	12	55	10	6	25	14
Cervix Uteri, Corpus Uteri, Ovary	3	7	25	5	2	15	6
Prostate	4	18	38	8	5	16	17
Urinary Tract	4	13	34	5	5	11	5
Non-Hodgkin's Lymphoma	4	8	25	12	3	16	10
Leukemia	5	9	32	4	2	18	8
Other Malignant Neoplasms	10	38	177	39	19	91	39
Diabetes Mellitus	1	18	70	17	9	25	17
Alzheimer's Disease	6	22	33	19	4	37	16
Major Cardiovascular Diseases	66	314	1,050	304	116	475	271
Diseases of the Heart	56	212	787	221	98	321	194
Hyp. Heart Dis. w/wo Renal Dis.	1	6	23	2		27	6
Ischemic Heart Disease	45	151	561	157	73	198	129
Other Diseases of the Heart	10	55	203	62	25	96	59
Prim. Hypertension/Hyper. Renal		2	18	3		9	6
Cerebrovascular Diseases	10	85	196	69	15	121	49
Atherosclerosis		8	13	6	1	2	9
Other Diseases of Circulatory System		7	36	5	2	22	13
Influenza and Pneumonia	8	31	94	28	3	43	26
Chronic Lower Respiratory Diseases	13	41	114	37	13	63	40
Peptic Ulcer	1	3	2	2	2	1	1
Chronic Liver Disease and Cirrhosis	2	10	22	3	3	8	5
Nephritis/Nephrotic Syn./Nephrosis	2	12	41	9	6	18	8
Pregnancy, Childbirth and Puerperium							
Certain Condi. Orig. in Perinatal Per.	1	2	10	1	1	8	3
Congenital Malformations, etc.		2	12	3	1		1
Sudden Infant Death Syndrome			1				
Symptoms, Signs and Lab. Findings		2	6		3	2	3
All Other Diseases	30	112	342	102	27	185	109
Motor Vehicle Accidents	2	22	31	18	7	18	13
All Accidents (except motor vehicle)	5	25	75	16	6	25	16
Intentional Self-Harm (Suicide)	2	11	28	5	3	24	6
Assault (Homicide)		1	4		1	1	1
All Other External Causes			1				

Source: Bureau of Health Information, Division of Health Care Financing, Department of Health and Family Services.

Note: For the ICD-10 codes used for cause-of-death groupings, see Technical Notes, page 70. The total includes one death where sex was undetermined.

Cause of Death

Table 15. Deaths by Specific Underlying Cause, Wisconsin 1999

	Total	Male	Female
	46,571	22,852	23,718
I. Certain Infectious and Parasitic Diseases (A00-B99)	620	323	297
Intestinal Infectious Diseases (A01-A09)	20	8	12
A04 Other Bacterial Intestinal Infections	15	6	9
A08 Viral and Other Specified Intestinal Infections	3	1	2
A09 Diarrhea and Gastroenteritis of Presumed Infectious Origin	2	1	1
Tuberculosis (A15-A19)	3	1	2
A16 Respiratory Tuberculosis, Not Confirmed Bacteriologically or Histologically	2	1	1
A18 Tuberculosis of Other Organs	1		1
Other Bacterial Diseases (A30-A49)	398	190	208
A31 Infection Due to Other Mycobacteria	2	2	
A39 Meningococcal Infection	3		3
A40 Streptococcal Septicemia	12	6	6
A41 Other Septicemia	364	176	188
A43 Nocardiosis	1		1
A48 Other Bacterial Diseases, NEC	3	1	2
A49 Bacterial Infection of Unspecified Site	13	5	8
Viral Infections of the Central Nervous System (A80-A89)	8	4	4
A81 Slow Virus Infections of Central Nervous System	5	3	2
A86 Unspecified Viral Encephalitis	2	1	1
A87 Viral Meningitis	1		1
Viral Infect. Characterized by Skin & Mucous Membrane Lesions (B00-B09)	10	2	8
B00 Herpesviral (Herpes Simplex) Infections	3		3
B01 Varicella (Chickenpox)	3	2	1
B02 Zoster (Herpes Zoster)	4		4
Viral Hepatitis (B15-B19)	15	8	7
B15 Acute Hepatitis A	2	2	
B16 Acute Hepatitis B	1	1	
B17 Other Acute Viral Hepatitis	9	5	4
B18 Chronic Viral Hepatitis	1		1
B19 Unspecified Viral Hepatitis	2		2
Human Immunodeficiency Virus (HIV) Disease (B20-B24)	62	51	11
B20 HIV Disease Resulting in Infectious and Parasitic Diseases	21	16	5
B21 HIV Disease Resulting in Malignant Neoplasms	5	5	
B22 HIV Disease Resulting in Other Specified Diseases	14	13	1
B23 HIV Disease Resulting in Other Conditions	10	7	3
B24 Unspecified HIV Disease	12	10	2
Other Viral Diseases (B25-B34)	21	14	7
B25 Cytomegaloviral Disease	1	1	
B27 Infectious Mononucleosis	1	1	
B34 Viral Infection of Unspecified Site	19	12	7
Mycoses (B35-B49)	29	14	15
B37 Candidiasis	6	3	3
B38 Coccidioidomycosis	1	1	
B39 Histoplasmosis	1	1	
B40 Blastomycosis	9	4	5
B44 Aspergillosis	7	2	5
B45 Cryptococcosis	1	1	

Cause of Death

Table 15. Deaths by Specific Underlying Cause, Wisconsin 1999

	Total	Male	Female
B49 Unspecified Mycosis.....	4	2	2
Protozoal Diseases (B50-B64)	3	1	2
B59 Pneumocystosis.....	3	1	2
Sequelae of Infectious and Parasitic Diseases (B90-B94)	47	28	19
B90 Sequelae of Tuberculosis.....	8	2	6
B91 Sequelae of Poliomyelitis.....	5	2	3
B94 Sequelae of Other and Unspecified Infectious & Parasitic Diseases.....	34	24	10
Other Infectious Diseases (B99)	4	2	2
B99 Other and Unspecified Infectious Diseases.....	4	2	2
II. Neoplasms (C00-D48)	11,052	5,854	5,198
Malignant Neoplasms of Lip, Oral Cavity and Pharynx (C00-C14)	142	95	47
C00 Lip.....	1		1
C02 Other and Unspecified Parts of Tongue.....	27	19	8
C03 Gum.....	2	2	
C04 Floor of Mouth.....	6	6	
C05 Palate.....	3	1	2
C06 Other and Unspecified Parts of Mouth.....	24	12	12
C07 Parotid Gland.....	8	4	4
C08 Other and Unspecified Major Salivary Glands.....	5	3	2
C09 Tonsil.....	12	9	3
C10 Oropharynx.....	13	10	3
C11 Nasopharynx.....	14	9	5
C12 Pyriform Sinus.....	5	4	1
C13 Hypopharynx.....	3	3	
C14 Other and Ill-Defined Sites.....	19	13	6
Malignant Neoplasms of Digestive Organs (C15-C26)	2,565	1,411	1,154
C15 Esophagus.....	266	213	53
C16 Stomach.....	203	130	73
C17 Small Intestine.....	21	13	8
C18 Colon.....	996	508	488
C19 Rectosigmoid Junction.....	27	13	14
C20 Rectum.....	141	78	63
C21 Anus and Anal Canal.....	5	2	3
C22 Liver and Intrahepatic Bile Ducts.....	214	137	77
C23 Gallbladder.....	50	10	40
C24 Other and Unspecified Parts of Biliary Tract.....	38	19	19
C25 Pancreas.....	576	273	303
C26 Other and Ill-Defined Digestive Organs.....	28	15	13
Malignant Neoplasms of Respiratory and Intrathoracic Organs (C30-C39)	2,729	1,619	1,110
C30 Nasal Cavity and Middle Ear.....	1	1	
C31 Accessory Sinuses.....	10	4	6
C32 Larynx.....	69	57	12
C34 Bronchus and Lung.....	2,642	1,553	1,089
C37 Thymus.....	3	3	
C38 Heart, Mediastinum and Pleura.....	4	1	3
Malignant Neoplasms of Bone and Articular Cartilage (C40-C41)	25	17	8
C40 Bone and Articular Cartilage of Limbs.....	1	1	
C41 Bone and Articular Cartilage of Other and Unspecified Sites.....	24	16	8

Table 15. Deaths by Specific Underlying Cause, Wisconsin 1999

	Total	Male	Female
Melanoma and Other Malignant Neoplasms of Skin (C43-C44)	185	120	65
C43 Malignant Melanoma of Skin	142	90	52
C44 Other Malignant Neoplasms of Skin.....	43	30	13
Malignant Neoplasms of Mesothelial and Soft Tissue (C45-C49)	138	78	60
C45 Mesothelioma	48	36	12
C47 Peripheral Nerves and Autonomic Nervous System	4	3	1
C48 Retroperitoneum and Peritoneum	7	2	5
C49 Other Connective and Soft Tissue	79	37	42
Malignant Neoplasm of Breast (C50)	834	10	824
C50 Breast	834	10	824
Malignant Neoplasm of Female Genital Organs (C51-C58)	499		499
C51 Vulva.....	21		21
C52 Vagina	11		11
C53 Cervix Uteri	67		67
C54 Corpus Uteri.....	73		73
C55 Uterus, Part Unspecified.....	68		68
C56 Ovary.....	250		250
C57 Other and Unspecified Female Genital Organs	9		9
Malignant Neoplasm of Male Genital Organs (C60-C63)	694	694	
C60 Penis.....	2	2	
C61 Prostate	681	681	
C62 Testis.....	10	10	
C63 Other and Unspecified Male Genital Organs	1	1	
Malignant Neoplasm of Urinary Tract (C64-C68)	503	336	167
C64 Kidney, Except Renal Pelvis.....	242	164	78
C65 Renal Pelvis	4	1	3
C66 Ureter.....	10	6	4
C67 Bladder.....	241	159	82
C68 Other and Unspecified Urinary Organs	6	6	
Malig. Neo. of Eye, Brain & Other Parts of Central Nervous Sys. (C69-C72)	257	151	106
C69 Eye and Adnexa	5	3	2
C70 Meninges.....	6	2	4
C71 Brain	243	143	100
C72 Spinal Cord, Cranial Nerves and Other Parts of Central Nervous System	3	3	
Malignant Neoplasms of Thyroid and Other Endocrine Glands (C73-C75)	36	19	17
C73 Malignant Neoplasm of Thyroid Gland	23	13	10
C74 Malignant Neoplasm of Adrenal Gland.....	12	6	6
C75 Malignant Neoplasm of Other Endocrine Glands and Related Structures	1		1
Malignant Neoplasm of Ill-Defined, Secondary and Unspec. Sites (C76-C80)	768	376	392
C76 Other and Ill-Defined Sites	72	39	33
C77 Secondary and Unspecified Malignant Neoplasm of Lymph Nodes	2	2	
C78 Secondary Malignant Neoplasm of Respiratory and Digestive Organs	71	26	45
C79 Secondary Malignant Neoplasm of Other Sites	50	24	26
C80 Without Specification of Site.....	573	285	288
Malignant Neop. of Lymphoid, Haematopoietic & Related Tissue (C81-C96)	1,243	688	555
C81 Hodgkin's Disease	22	9	13
C82 Follicular (Nodular) Non-Hodgkin's Lymphoma	4	3	1
C83 Diffuse Non-Hodgkin's Lymphoma.....	88	51	37

Table 15. Deaths by Specific Underlying Cause, Wisconsin 1999

	Total	Male	Female
C84 Peripheral & Cutaneous T-Cell Lymphomas	14	10	4
C85 Other and Unspecified Types of Non-Hodgkin's Lymphoma	413	221	192
C88 Malignant Immunoproliferative Diseases	16	13	3
C90 Multiple Myeloma & Malignant Plasma Cell Neoplasms	215	122	93
C91 Lymphoid Leukemia	127	71	56
C92 Myeloid Leukemia	227	129	98
C93 Monocytic Leukemia	3	3	
C94 Other Leukemias of Specified Cell Type.....	2	1	1
C95 Leukemia of Unspecified Cell Type	110	53	57
C96 Oth. & Unspec. Malig. Neop. Of Lymphoid, Hematopoietic & Related Tissue	2	2	
Malignant Neoplasms of Independent (Primary) Multiple Sites (C97)	113	65	48
C97 Independent (Primary) Multiple Sites	113	65	48
In-Situ Neoplasms (D00-D09)	1	1	
D03 Melanoma in Situ	1	1	
Benign Neoplasms (D10-D36)	29	11	18
D15 Benign Neoplasm of Other and Unspecified Intrathoracic Organs	3	2	1
D21 Other Benign Neoplasms of Connective and Other Soft Tissue.....	1		1
D23 Other Benign Neoplasms of Skin.....	1	1	
D32 Benign Neoplasm of Meninges.....	18	8	10
D33 Benign Neoplasm of Brain & Other Parts of Central Nervous System	4		4
D35 Benign Neoplasm of Other & Unspecified Endocrine Glands	2		2
Neoplasms of Uncertain or Unknown Behavior (D37-D48)	291	163	128
D37 Oral Cavity and Digestive Organs	12	5	7
D38 Middle Ear and Respiratory and Intrathoracic Organs	18	9	9
D41 Urinary Organs.....	3		3
D43 Brain and Central Nervous System.....	61	33	28
D44 Endocrine Glands.....	2		2
D45 Polycythemia Vera.....	9	4	5
D46 Myelodysplastic Syndromes	126	77	49
D47 Lymphoid, Hematopoietic and Related Tissue	45	29	16
D48 Other and Unspecified Sites.....	15	6	9
III. Diseases of Blood and Blood-Forming Organs and Certain Disorders			
Involving the Immune Mechanisms (D50-D89)	160	63	97
Nutritional Anemias (D50-D53)	6		6
D50 Iron Deficiency Anemia.....	1		1
D51 Vitamin B12 Deficiency Anemia.....	3		3
D52 Folate Deficiency Anemia.....	1		1
D53 Other Nutritional Anemias	1		1
Hemolytic Anemias (D55-D59)	15	6	9
D57 Sickle-Cell Disorders	7	4	3
D58 Other Hereditary Hemolytic Anemias.....	2		2
D59 Acquired Hemolytic Anemia	6	2	4
Aplastic and Other Anemias (D60-D64)	62	26	36
D61 Other Aplastic Anemias.....	12	7	5
D64 Other Anemias	50	19	31
Coagulation Defects, Purpura & Other Hemorrhagic Conditions (D65-D69)	47	21	26
D65 Disseminated Intravascular Coagulation (Defibrination Syndrome)	7	3	4
D66 Hereditary Factor VIII Deficiency	1		1

Table 15. Deaths by Specific Underlying Cause, Wisconsin 1999

	Total	Male	Female
D68 Other Coagulation Defects.....	18	7	11
D69 Purpura and Other Hemorrhagic Conditions	21	11	10
Other Diseases of Blood and Blood-Forming Organs (D70-D77)	16	4	12
D70 Agranulocytosis.....	6	1	5
D72 Other Disorders of White Blood Cells.....	1	1	
D73 Diseases of Spleen	4	1	3
D75 Other Diseases of Blood and Blood-Forming Organs.....	5	1	4
Certain Disorders Involving the Immune Mechanism (D80-D89)	14	6	8
D81 Combined Immunodeficiencies.....	1	1	
D83 Common Variable Immunodeficiency	1		1
D84 Other Immunodeficiencies	8	3	5
D86 Sarcoidosis	3	2	1
D89 Other Disorders Involving the Immune Mechanism, Not Elsewhere Classified.....	1		1
IV. Endocrine, Nutritional and Metabolic Diseases (E00-E90)	1,751	796	955
Disorders of Thyroid Gland (E00-E07)	26	7	19
E03 Other Hypothyroidism	18	6	12
E04 Other Nontoxic Goiter	1		1
E05 Thyrotoxicosis (Hyperthyroidism).....	6	1	5
E07 Other Disorders of Thyroid.....	1		1
Diabetes Mellitus (E10-E14)	1,273	612	661
E10 Insulin-Dependent Diabetes Mellitus.....	160	71	89
E11 Non-Insulin-Dependent Diabetes Mellitus	251	115	136
E14 Unspecified Diabetes Mellitus.....	862	426	436
Other Dis. of Glucose Regulation & Pancreatic Internal Secretion (E15-E16)	4	1	3
E16 Other Disorders of Pancreatic Internal Secretion	4	1	3
Disorders of Other Endocrine Glands (E20-E35)	9	4	5
E21 Hyperparathyroidism and Other Disorders of Parathyroid Gland.....	2		2
E22 Hyperfunction of Pituitary Gland	1	1	
E23 Hypofunction and Other Disorders of Pituitary Gland	4	2	2
E34 Other Endocrine Disorders	2	1	1
Malnutrition (E40-E46)	57	22	35
E41 Nutritional Marasmus	1		1
E43 Unspecified Severe Protein-Energy Malnutrition	2	1	1
E45 Retarded Development Following Protein-Energy Malnutrition	4	1	3
E46 Unspecified Protein-Energy Malnutrition.....	50	20	30
Other Nutritional Deficiencies (E50-E64)	24	11	13
E51 Thiamine Deficiency.....	1	1	
E63 Other Nutritional Deficiencies	1		1
E64 Sequelae of Malnutrition and Other Nutritional Deficiencies	22	10	12
Obesity and Other Hyperalimentation (E65-E68)	43	20	23
E66 Obesity.....	43	20	23
Metabolic Disorders (E70-E90)	315	119	196
E71 Disorder of Branched-Chain Amino-Acid Metabolism & Fatty-Acid Metabolism.....	1		1
E72 Other Disorders of Amino-Acid Metabolism	2	1	1
E74 Other Disorders of Carbohydrate Metabolism.....	1		1
E75 Disorders of Sphingolipid Metabolism & Other Lipid Storage Disorders.....	7	5	2
E76 Disorders of Glycosaminoglycan Metabolism.....	1	1	
E77 Disorders of Glycoprotein Metabolism.....	1		1

Cause of Death

Table 15. Deaths by Specific Underlying Cause, Wisconsin 1999

	Total	Male	Female
E78 Disorders of Lipoprotein Metabolism and Other Lipidaemias	62	31	31
E83 Disorders of Mineral Metabolism.....	3	1	2
E84 Cystic Fibrosis.....	9	3	6
E85 Amyloidosis	22	13	9
E86 Volume Depletion.....	116	33	83
E87 Other Disorders of Fluid, Electrolyte and Acid-Base Balance	83	28	55
E88 Other Metabolic Disorders.....	7	3	4
V. Mental, Behavioral Disorders (F00-F99)	1,216	448	768
Organic, Including Symptomatic, Mental Disorders (F00-F09)	975	305	670
F01 Vascular Dementia.....	19	8	11
F03 Unspecified Dementia.....	906	274	632
F05 Delirium, Not Induced by Alcohol and Other Psychoactive Substances	4	4	
F06 Other Mental Dis. Due to Brain Damage & Dysfunction & to Physical Disease.....	45	19	26
F07 Personality & Behavioral Dis. Due to Brain Disease, Damage & Dysfunction	1		1
Mental & Behavioral Dis. Due to Psychoactive Substance Use (F10-F19)	166	116	50
F10 Use of Alcohol.....	139	101	38
F14 Use of Cocaine.....	14	8	6
F17 Use of Tobacco	9	4	5
F19 Multiple Drug Use & Use of Other Psychoactive Substances.....	4	3	1
Schizophrenia, Schizotypal and Delusional Disorders (F20-F29)	19	6	13
F20 Schizophrenia.....	16	5	11
F22 Persistent Delusional Disorders	1	1	
F29 Unspecified Nonorganic Psychosis.....	2		2
Mood (Affective) Disorders (F30-F39)	23	8	15
F32 Depressive Episodes	23	8	15
Neurotic, Stress-Related and Somatoform Disorders (F40-F48)	4	3	1
F42 Obsessive-Compulsive Disorder.....	1		1
F43 Reaction to Severe Stress, and Adjustment Disorders	1	1	
F44 Dissociative (Conversion) Disorders	1	1	
F45 Somatoform Disorders	1	1	
Behav. Syndr. Assoc. w/ Physiological Disturb. & Phys. Factors (F50-F59)	17	3	14
F50 Eating Disorders	16	3	13
F54 Psych. & Behav. Factors Assoc. with Disorders or Diseases Classified Elsewhere....	1		1
Mental Retardation (F70-F79)	8	6	2
F72 Severe Mental Retardation.....	4	3	1
F73 Profound Mental Retardation.....	3	2	1
F79 Unspecified Mental Retardation	1	1	
Disorders of Psychological Development (F80-F89)	3	1	2
F81 Specific Developmental Disorders of Scholastic Skills.....	1	1	
F84 Pervasive Developmental Disorders	2		2
Unspecified Mental Disorder (F99)	1		1
F99 Mental Disorder, Not Otherwise Specified.....	1		1
VI. Diseases of the Nervous System (G00-G99)	2,030	769	1,261
Inflammatory Diseases of the Central Nervous System (G00-G09)	30	15	15
G00 Bacterial Meningitis, Not Elsewhere Classified	10	6	4
G03 Meningitis Due to Other and Unspecified Causes	7	4	3
G04 Encephalitis, Myelitis and Encephalomyelitis	7	3	4
G06 Intracranial and Intraspinal Abscess and Granuloma.....	5	2	3

Table 15. Deaths by Specific Underlying Cause, Wisconsin 1999

	Total	Male	Female
G09 Sequelae of Inflammatory Diseases of Central Nervous System.....	1		1
Systemic Atrophies Primarily Affect. the Central Nervous Sys. (G10-G13)	143	80	63
G10 Huntington's Disease.....	11	7	4
G11 Hereditary Ataxia.....	2	1	1
G12 Spinal Muscular Atrophy and Related Syndromes.....	130	72	58
Extrapyramidal and Movement Disorders (G20-G26)	344	190	154
G20 Parkinson's Disease.....	336	185	151
G21 Secondary Parkinsonism.....	4	2	2
G23 Other Degenerative Diseases of the Basal Ganglia.....	3	2	1
G25 Other Extrapyramidal and Movement Disorders.....	1	1	
Other Degenerative Diseases of the Nervous System (G30-G32)	1,199	325	874
G30 Alzheimer's Disease.....	1,169	314	855
G31 Other Degenerative Diseases of Nervous System, Not Classified Elsewhere.....	30	11	19
Demyelinating Diseases of the Central Nervous System (G35-G37)	81	23	58
G35 Multiple Sclerosis.....	79	22	57
G37 Other Demyelinating Diseases of Central Nervous System.....	2	1	1
Episodic and Paroxysmal Disorders (G40-G47)	32	16	16
G40 Epilepsy.....	17	8	9
G41 Status Epilepticus.....	6	3	3
G45 Transient Cerebral Ischaemic Attacks and Related Syndromes.....	3	1	2
G47 Sleep Disorders.....	6	4	2
Nerve, Nerve Root and Plexus Disorders (G50-G59)	1		1
G58 Other Mononeuropathies.....	1		1
Polyneuropathies & Oth. Dis. of Peripheral Nervous System (G60-G64)	19	8	11
G60 Hereditary and Idiopathic Neuropathy.....	1	1	
G61 Inflammatory Polyneuropathy.....	7	3	4
G62 Other Polyneuropathies.....	11	4	7
Diseases of Myoneural Junction and Muscle (G70-G73)	38	23	15
G70 Myasthenia Gravis and Other Myoneural Disorders.....	11	6	5
G71 Primary Disorders of Muscles.....	25	17	8
G72 Other Myopathies.....	2		2
Cerebral Palsy and Other Paralytic Syndromes (G80-G83)	24	17	7
G80 Infantile Cerebral Palsy.....	16	13	3
G81 Hemiplegia.....	2		2
G82 Paraplegia and Tetraplegia.....	6	4	2
Other Disorders of the Central Nervous System (G90-G99)	119	72	47
G90 Disorders of Autonomic Nervous System.....	3		3
G91 Hydrocephalus.....	13	8	5
G93 Other Disorders of Brain.....	92	56	36
G95 Other Disorders of Spinal Cord.....	6	6	
G96 Other Disorders of Central Nervous System.....	2	1	1
G98 Other Disorders of Nervous System, Not Elsewhere Classified.....	3	1	2
VII. Diseases of the Eye and Adnexa.....	0	0	0
VIII. Diseases of the Ear and Mastoid Process.....	0	0	0
IX. Diseases of the Circulatory System (I00-I99)	18,822	8,879	9,943
Acute Rheumatic Fever (I00-I02)	1	1	
I02 Rheumatic Chorea.....	1	1	

Table 15. Deaths by Specific Underlying Cause, Wisconsin 1999

	Total	Male	Female
Chronic Rheumatic Heart Diseases (I05-I09)	77	14	63
I05 Rheumatic Mitral Valve Diseases.....	43	10	33
I06 Rheumatic Aortic Valve Diseases.....	2	1	1
I07 Rheumatic Tricuspid Valve Diseases	3	1	2
I08 Multiple Valve Diseases	11	2	9
I09 Other Rheumatic Heart Diseases	18		18
Hypertensive Diseases (I10-I15)	727	272	455
I10 Essential (Primary) Hypertension	139	42	97
I11 Hypertensive Heart Disease	434	165	269
I12 Hypertensive Renal Disease.....	107	47	60
I13 Hypertensive Heart and Renal Disease	47	18	29
Ischaemic Heart Diseases (I20-I25)	9,615	5,058	4,557
I20 Angina Pectoris.....	12	3	9
I21 Acute Myocardial Infarction.....	4,388	2,409	1,979
I24 Other Acute Ischemic Heart Diseases.....	27	12	15
I25 Chronic Ischemic Heart Disease	5,188	2,634	2,554
Pulmonary Heart Disease and Diseases of Pulmonary Circulation (I26-I28)	273	103	170
I26 Pulmonary Embolism.....	201	75	126
I27 Other Pulmonary Heart Diseases	72	28	44
Other Forms of Heart Disease (I30-I52)	3,355	1,490	1,865
I30 Acute Pericarditis.....	1	1	
I31 Other Diseases of Pericardium.....	5	3	2
I33 Acute and Subacute Endocarditis	20	12	8
I34 Nonrheumatic Mitral Valve Disorders.....	65	28	37
I35 Nonrheumatic Aortic Valve Disorders	288	132	156
I38 Endocarditis, Valve Unspecified	124	54	70
I40 Acute Myocarditis.....	8	6	2
I42 Cardiomyopathy.....	593	347	246
I44 Atrioventricular and Left Bundle-Branch Block.....	13	2	11
I45 Other Conduction Disorders	6	3	3
I46 Cardiac Arrest.....	94	47	47
I47 Paroxysmal Tachycardia	11	5	6
I48 Atrial Fibrillation and Flutter	217	78	139
I49 Other Cardiac Arrhythmias	416	194	222
I50 Heart Failure	1,333	495	838
I51 Complications and Ill-Defined Descriptions of Heart Disease	161	83	78
Cerebrovascular Diseases (I60-I69)	3,849	1,498	2,351
I60 Subarachnoid Hemorrhage.....	123	45	78
I61 Intracerebral Hemorrhage	450	182	268
I62 Other Nontraumatic Intracranial Hemorrhage	93	36	57
I63 Cerebral Infarction	263	95	168
I64 Stroke, Not Specified as Hemorrhage or Infarction.....	2,147	796	1,351
I67 Other Cerebrovascular Diseases	125	55	70
I69 Sequelae of Cerebrovascular Disease	648	289	359
Diseases of Arteries, Arterioles and Capillaries (I70-I79)	848	413	435
I70 Atherosclerosis.....	243	90	153
I71 Aortic Aneurysm and Dissection	366	223	143
I72 Other Aneurysm.....	13	7	6

Cause of Death

Table 15. Deaths by Specific Underlying Cause, Wisconsin 1999

	Total	Male	Female
I73 Other Peripheral Vascular Diseases.....	168	73	95
I74 Arterial Embolism and Thrombosis.....	27	10	17
I77 Other Disorders of Arteries and Arterioles.....	30	10	20
I78 Diseases of Capillaries.....	1		1
Diseases of Veins, Lymphatic Vessels and Lymph Nodes, NEC (I80-I89)	62	25	37
I80 Phlebitis and Thrombophlebitis.....	38	14	24
I81 Portal Vein Thrombosis.....	4	2	2
I82 Other Venous Embolism and Thrombosis.....	7	3	4
I83 Varicose Veins of Lower Extremities.....	3	2	1
I85 Esophageal Varices.....	4	2	2
I87 Other Disorders of Veins.....	3	2	1
I89 Other Noninfective Disorders of Lymphatic Vessels and Lymph Nodes.....	3		3
Other and Unspecified Disorders of Circulatory System (I95-I99)	15	5	10
I95 Hypotension.....	2		2
I99 Other and Unspecified Disorders of Circulatory System.....	13	5	8
X. Diseases of the Respiratory System (J00-J99)	4,485	2,225	2,260
Acute Upper Respiratory Infections (J00-J06)	5	3	2
J03 Acute Tonsillitis.....	1	1	
J06 Acute Upper Respiratory Infections of Multiple or Unspecified Sites.....	4	2	2
Influenza and Pneumonia (J10-J18)	1,423	617	806
J11 Influenza, Virus Not Identified.....	117	37	80
J12 Viral Pneumonia, Not Elsewhere Classified.....	6	5	1
J13 Pneumonia Due to Streptococcus Pneumoniae.....	13	5	8
J14 Pneumonia Due to Hemophilus Influenza.....	1		1
J15 Bacterial Pneumonia, Not Elsewhere Classified.....	43	22	21
J18 Pneumonia, Organism Unspecified.....	1,243	548	695
Other Acute Lower Respiratory Infections (J20-J22)	13	4	9
J20 Acute Bronchitis.....	4	1	3
J21 Acute Bronchiolitis.....	3	3	
J22 Unspecified Acute Lower Respiratory Infection.....	6		6
Other Diseases of Upper Respiratory Tract (J30-J39)	3	3	
J30 Vasomotor and Allergic Rhinitis.....	1	1	
J38 Diseases of Vocal Cords and Larynx, NEC.....	1	1	
J39 Other Diseases of Upper Respiratory Tract.....	1	1	
Chronic Lower Respiratory Diseases (J40-J47)	2,266	1,173	1,093
J40 Bronchitis, Not Specified as Acute or Chronic.....	10	2	8
J42 Unspecified Chronic Bronchitis.....	9	6	3
J43 Emphysema.....	329	177	152
J44 Other Chronic Obstructive Pulmonary Disease.....	1,820	951	869
J45 Asthma.....	82	31	51
J46 Status Asthmaticus.....	3	1	2
J47 Bronchiectasis.....	13	5	8
Lung Diseases Due to External Agents (J60-J70)	377	209	168
J61 Pneumoconiosis Due to Asbestos and Other Mineral Fibers.....	6	5	1
J62 Pneumoconiosis Due to Dust Containing Silica.....	6	6	
J64 Unspecified Pneumoconiosis.....	1	1	
J67 Hypersensitivity Pneumonitis Due to Organic Dust.....	4	2	2
J69 Pneumonitis Due to Solids and Liquids.....	359	195	164

Cause of Death

Table 15. Deaths by Specific Underlying Cause, Wisconsin 1999

	Total	Male	Female
J70 Respiratory Conditions Due to Other External Agents.....	1		1
Other Respiratory Diseases Principally Affecting the Interstitium (J80-J84)	279	156	123
J80 Adult Respiratory Distress Syndrome.....	29	15	14
J81 Pulmonary Edema.....	19	7	12
J82 Pulmonary Eosinophilia, Not Elsewhere Classified.....	3	2	1
J84 Other Interstitial Pulmonary Diseases.....	228	132	96
Suppurative and Necrotic Conditions of Lower Respiratory Tract (J85-J86)	15	11	4
J85 Abscess of Lung and Mediastinum.....	9	7	2
J86 Pyothorax.....	6	4	2
Other Diseases of Pleura (J90-J94)	14	7	7
J90 Pleural Effusion, Not Elsewhere Classified.....	10	4	6
J93 Pneumothorax.....	1		1
J94 Other Pleural Conditions.....	3	3	
Other Diseases of the Respiratory System (J95-J99)	90	42	48
J96 Respiratory Failure, Not Elsewhere Classified.....	11	6	5
J98 Other Respiratory Disorders.....	79	36	43
XI. Diseases of the Digestive System (K00-K93)	1,591	739	852
Diseases of Oral Cavity, Salivary Glands and Jaws (K00-K14)	2	1	1
K08 Other Disorders of Teeth and Supporting Structures.....	1	1	
K11 Diseases of Salivary Glands.....	1		1
Diseases of Esophagus, Stomach and Duodenum (K20-K31)	170	80	90
K20 Esophagitis.....	7	6	1
K21 Gastro-Esophageal Reflux Disease.....	10	4	6
K22 Other Diseases of Esophagus.....	31	13	18
K25 Gastric Ulcer.....	26	10	16
K26 Duodenal Ulcer.....	32	16	16
K27 Peptic Ulcer, Site Unspecified.....	41	21	20
K28 Gastrojejunal Ulcer.....	1	1	
K29 Gastritis and Duodenitis.....	10	4	6
K31 Other Diseases of Stomach and Duodenum.....	12	5	7
Diseases of Appendix (K35-K38)	8	6	2
K35 Acute Appendicitis.....	7	5	2
K37 Unspecified Appendicitis.....	1	1	
Hernia (K40-K46)	35	19	16
K40 Inguinal Hernia.....	2	2	
K41 Femoral Hernia.....	1		1
K42 Umbilical Hernia.....	1		1
K43 Ventral Hernia.....	9	4	5
K44 Diaphragmatic Hernia.....	10	6	4
K45 Other Abdominal Hernia.....	1		1
K46 Unspecified Hernia of Abdominal Cavity.....	11	7	4
Noninfective Enteritis and Colitis (K50-K52)	44	13	31
K50 Crohn's Disease (Regional Enteritis).....	6	1	5
K51 Ulcerative Colitis.....	8	2	6
K52 Other Noninfective Gastroenteritis and Colitis.....	30	10	20
Other Diseases of Intestines (K55-K63)	420	147	273
K55 Vascular Disorders of Intestine.....	192	68	124
K56 Paralytic Ileus and Intestinal Obstruction without Hernia.....	112	43	69

Cause of Death

Table 15. Deaths by Specific Underlying Cause, Wisconsin 1999

	Total	Male	Female
K57 Diverticular Disease of Intestine.....	63	17	46
K58 Irritable Bowel Syndrome.....	1		1
K59 Other Functional Intestinal Disorders.....	4		4
K61 Abscess of Anal and Rectal Regions.....	4	2	2
K62 Other Diseases of Anus and Rectum.....	3		3
K63 Other Diseases of Intestine.....	41	17	24
Diseases of Peritoneum (K65-K67)	40	19	21
K65 Peritonitis.....	36	16	20
K66 Other Disorders of Peritoneum.....	4	3	1
Diseases of Liver (K70-K77)	526	304	222
K70 Alcoholic Liver Disease.....	199	142	57
K71 Toxic Liver Disease.....	2		2
K72 Hepatic Failure, Not Elsewhere Classified.....	70	37	33
K73 Chronic Hepatitis, Not Elsewhere Classified.....	11		11
K74 Fibrosis and Cirrhosis of Liver.....	192	94	98
K75 Other Inflammatory Liver Diseases.....	11	3	8
K76 Other Diseases of Liver.....	41	28	13
Diseases of Gallbladder, Biliary Tract and Pancreas (K80-K87)	139	65	74
K80 Cholelithiasis.....	29	10	19
K81 Cholecystitis.....	33	15	18
K82 Other Diseases of Gallbladder.....	9	4	5
K83 Other Diseases of Biliary Tract.....	13	6	7
K85 Acute Pancreatitis.....	41	22	19
K86 Other Diseases of Pancreas.....	14	8	6
Other Diseases of the Digestive System (K90-K93)	207	85	122
K90 Intestinal Malabsorption.....	8	2	6
K92 Other Diseases of Digestive System.....	199	83	116
XII. Diseases of the Skin and Subcutaneous Tissue (L00-L99)	57	21	36
Infections of Skin and Subcutaneous Tissue (L00-L08)	20	8	12
L02 Cutaneous Abscess, Furuncle and Carbuncle.....	3	1	2
L03 Cellulitis.....	15	6	9
L08 Other Local Infections of Skin and Subcutaneous Tissue.....	2	1	1
Bullous Disorders (L10-L14)	3		3
L10 Pemphigus.....	1		1
L12 Pemphigoid.....	2		2
Uticaria and Erythema (L50-L54)	1		1
L51 Erythema Multiforme.....	1		1
Other Disorders of the Skin and Subcutaneous Tissue (L80-L99)	33	13	20
L89 Decubitus Ulcer.....	18	7	11
L93 Lupus Erythematosus.....	5	2	3
L97 Ulcer of Lower Limb, Not Elsewhere Classified.....	5	1	4
L98 Other Disorders of Skin and Subcutaneous Tissue, Not Elsewhere Classified.....	5	3	2
XIII. Diseases of the Musculoskeletal System and Conn. Tissue (M00-M99)	274	80	194
Infectious Arthropathies (M00-M03)	6	2	4
M00 Pyogenic Arthritis.....	6	2	4
Inflammatory Polyarthropathies (M05-M14)	77	17	60
M05 Seropositive Rheumatoid Arthritis.....	8	3	5
M06 Other Rheumatoid Arthritis.....	64	13	51

Cause of Death

Table 15. Deaths by Specific Underlying Cause, Wisconsin 1999

	Total	Male	Female
M13 Other Arthritis.....	5	1	4
Arthrosis (M15-M19)	18	4	14
M15 Polyarthrosis	1	1	
M16 Coxarthrosis (Arthrosis of Hip)	1		1
M19 Other Arthrosis	16	3	13
Other Joint Disorders (M20-M25)	7	5	2
M25 Other Joint Disorders, Not Elsewhere Classified.....	7	5	2
Systemic Connective Tissue Disorders (M30-M36)	63	16	47
M30 Polyarteritis Nodosa and Related Conditions	3	2	1
M31 Other Necrotizing Vasculopathies	14	4	10
M32 Systemic Lupus Erythematosus	20	4	16
M33 Dermatopolymyositis	1	1	
M34 Systemic Sclerosis.....	18	3	15
M35 Other Systemic Involvement of Connective Tissue.....	7	2	5
Deforming Dorsopathies (M40-M43)	5	2	3
M40 Kyphosis and Lordosis.....	2		2
M41 Scoliosis.....	3	2	1
Spondylopathies (M45-M49)	11	5	6
M46 Other Inflammatory Spondylopathies	3	1	2
M47 Spondylosis.....	2	1	1
M48 Other Spondylopathies.....	6	3	3
Other Dorsopathies (M50-M54)	1		1
M51 Other Intervertebral Disc Disorders.....	1		1
Disorders of Muscles (M60-M63)	9	4	5
M60 Myositis.....	1		1
M62 Other Disorders of Muscle.....	8	4	4
Disorders of Synovium and Tendon (M65-M68)	2	1	1
M65 Synovitis and Tenosynovitis	1	1	
M67 Other Disorders of Synovium and Tendon	1		1
Other Soft Tissue Disorders (M70-M79)	8	5	3
M72 Fibroblastic Disorders	7	5	2
M79 Other Soft Tissue Disorders, Not Elsewhere Classified	1		1
Disorders of Bone Density and Structure (M80-M85)	50	8	42
M80 Osteoporosis with Pathological Fracture	15	2	13
M81 Osteoporosis without Pathological Fracture	27	5	22
M84 Disorders of Continuity of Bone.....	8	1	7
Other Osteopathies (M86-M90)	17	11	6
M86 Osteomyelitis	12	8	4
M88 Paget's Disease of Bone (Osteitis Deformans).....	5	3	2
XIV. Diseases of the Genitourinary System (N00-N99)	1,053	458	595
Glomerular Diseases (N00-N08)	15	7	8
N00 Acute Nephritic Syndrome.....	2		2
N03 Chronic Nephritic Syndrome	2	1	1
N04 Nephrotic Syndrome	6	4	2
N05 Unspecified Nephritic Syndrome.....	5	2	3
Renal Tubulo-Interstitial Diseases (N10-N16)	30	10	20
N10 Acute Tubulo-Interstitial Nephritis.....	2	1	1
N11 Chronic Tubulo-Interstitial Nephritis.....	2		2

Cause of Death

Table 15. Deaths by Specific Underlying Cause, Wisconsin 1999

	Total	Male	Female
N12 Tubulo-Interstitial Nephritis, Not Specified as Acute or Chronic	16	5	11
N13 Obstructive and Reflux Uropathy	9	4	5
N15 Other Renal Tubulo-Interstitial Diseases	1		1
Renal Failure (N17-N19)	661	322	339
N17 Acute Renal Failure	100	50	50
N18 Chronic Renal Failure	222	109	113
N19 Unspecified Renal Failure.....	339	163	176
Urolithiasis (N20-N23)	5	1	4
N20 Calculus of Kidney and Ureter.....	5	1	4
Other Disorders of Kidney and Ureter (N25-N29)	13	7	6
N25 Disorders Resulting from Impaired Renal Tubular Function.....	1	1	
N28 Other Disorders of Kidney and Ureter, Not Elsewhere Classified.....	12	6	6
Other Diseases of Urinary System (N30-N39)	308	97	211
N30 Cystitis	2	1	1
N31 Neuromuscular Dysfunction of Bladder, Not Elsewhere Classified	4	1	3
N32 Other Disorders of Bladder.....	9	6	3
N39 Other Disorders of Urinary Tract.....	293	89	204
Diseases of Male Genital Organs (N40-N51)	13	13	
N40 Hyperplasia of Prostate.....	12	12	
N41 Inflammatory Diseases of Prostate.....	1	1	
Inflammatory Diseases of Female Pelvic Organs (N70-N77)	5	1	4
N71 Inflammatory Disease of Uterus, Except Cervix	2	1	1
N73 Other Female Pelvic Inflammatory Diseases	3		3
Noninflammatory Disorders of Female Genital Tract (N80-N98)	3		3
N83 Noninflammatory Disorders of Ovary, Fallopian Tube and Broad Ligament	1		1
N88 Other Noninflammatory Disorders of Cervix Uteri	1		1
N93 Other Abnormal Uterine and Vaginal Bleeding.....	1		1
XV. Pregnancy, Childbirth and the Puerperium (O00-O99)	4		4
Complications of Labor and Delivery (O60-O75)	1		1
O75 Other Complications of Labor and Delivery, Not Elsewhere Classified	1		1
Complications Predominantly Related to the Puerperium (O85-O92)	1		1
O88 Obstetric Embolism.....	1		1
Other Obstetric Conditions, Not Elsewhere Classified (O95-O99)	2		2
O99 Oth. Maternal Dis. Class. Elsewhere Complicating Preg., Childbirth, Puerperium ...	2		2
XVI. Certain Conditions Originating in the Perinatal Period (P00-P96)	213	123	89
Fetus and Newborn Affected by Maternal Factors and Complications of Pregnancy, Labor and Delivery (P00-P04)	33	14	19
P00 Fetus & Newborn Affect. by Maternal Condition Unrelated to Present Pregnancy	1		1
P01 Fetus & Newborn Affected by Maternal Complications of Pregnancy	12	5	7
P02 Fetus & Newborn Affected by Complications of Placenta, Cord & Membranes	18	8	10
P03 Fetus & Newborn Affected by Other Complications of Labor and Delivery	2	1	1
Disorders Related to Length of Gestation and Fetal Growth (P05-P08)	91	57	33
P07 Disorders Related to Short Gestation and Low Birthweight, NEC.....	91	57	33
Respir. & Cardiovascular Disorders Spec. to the Perinatal Period (P20-P29)	51	30	21
P21 Birth Asphyxia	8	4	4
P22 Respiratory Distress of Newborn.....	10	5	5
P24 Neonatal Aspiration Syndromes	2	1	1
P25 Interstitial Emphysema & Related Conditions Originating in the Perinatal Period.....	5	3	2

Cause of Death

Table 15. Deaths by Specific Underlying Cause, Wisconsin 1999

	Total	Male	Female
P26 Pulmonary Hemorrhage Originating in the Perinatal Period	2	1	1
P27 Chronic Respiratory Disease Originating in the Perinatal Period.....	3	1	2
P28 Other Respiratory Conditions Originating in the Perinatal Period	10	7	3
P29 Cardiovascular Disorders Originating in the Perinatal Period.....	11	8	3
Infections Specific to Perinatal Period (P35-P39)	17	10	7
P35 Congenital Viral Diseases.....	1		1
P36 Bacterial Sepsis of Newborn.....	15	9	6
P39 Other Infections Specific to the Perinatal Period.....	1	1	
Hemorrhagic and Hematological Disorders of Fetus and Newborn (P50-P61)	12	8	4
P50 Fetal Blood Loss	1		1
P52 Intracranial Nontraumatic Hemorrhage of Fetus and Newborn.....	9	7	2
P60 Disseminated Intravascular Coagulation of Fetus and Newborn	2	1	1
Digestive System Disorders of Fetus and Newborn (P75-P78)	4	2	2
P77 Necrotizing Enterocolitis of Fetus and Newborn.....	2		2
P78 Other Perinatal Digestive System Disorders.....	2	2	
Other Disorders Originating in Perinatal Period (P90-P96)	5	2	3
P91 Other Disturbances of Cerebral Status of Newborn.....	1		1
P96 Other Conditions Originating in the Perinatal Period.....	4	2	2
XVII. Congenital Malformations, Deformations and Chromosomal Abnormalities (Q00-Q99)	201	100	101
Congenital Malformations of the Nervous System (Q00-Q07)	26	8	18
Q00 Anencephaly and Similar Malformations	2	1	1
Q01 Encephalocele	2		2
Q02 Microcephaly	6	1	5
Q03 Congenital Hydrocephalus.....	4		4
Q04 Other Congenital Malformations of Brain	8	5	3
Q05 Spina Bifida	4	1	3
Congenital Malformations of the Circulatory System (Q20-Q28)	82	46	36
Q20 Congenital Malformations of Cardiac Chambers and Connections.....	5	4	1
Q21 Congenital Malformations of Cardiac Septa.....	17	5	12
Q22 Congenital Malformations of Pulmonary and Tricuspid Valves	1		1
Q23 Congenital Malformations of Aortic and Mitral Valves	12	9	3
Q24 Other Congenital Malformations of the Heart	29	19	10
Q25 Congenital Malformations of Great Arteries	2		2
Q26 Congenital Malformations of Great Veins.....	3	3	
Q27 Other Congenital Malformations of Peripheral Vascular System.....	3	1	2
Q28 Other Congenital Malformations of Circulatory System	10	5	5
Congenital Malformations of the Respiratory System (Q30-Q34)	22	10	12
Q32 Congenital Malformations of Trachea and Bronchus	3	1	2
Q33 Congenital Malformations of Lung.....	19	9	10
Cleft Lip and Cleft Palate (Q35-Q37)	1	1	
Q37 Cleft Palate with Cleft Lip	1	1	
Other Congenital Malformations of the Digestive System (Q38-Q45)	1		1
Q44 Congenital Malformations of Gallbladder, Bile Ducts and Liver.....	1		1
Congenital Malformations of the Urinary System (Q60-Q64)	8	6	2
Q60 Renal Agenesis and Other Reduction Defects of Kidney	1	1	
Q61 Cystic Kidney Disease	7	5	2

Table 15. Deaths by Specific Underlying Cause, Wisconsin 1999

	Total	Male	Female
Congenital Malformations and Deformations of the Musculoskeletal System (Q65-Q79)	13	8	5
Q67 Congenital Musculoskeletal Deformities of Head, Face, Spine, Chest	1		1
Q77 Osteochondrodysplasia with Defects of Growth of Tubular Bones and Spine.....	2	2	
Q78 Other Osteochondrodysplasias.....	3	3	
Q79 Congenital Malformations of the Musculoskeletal System, NEC	7	3	4
Other Congenital Malformations (Q80-Q89)	15	8	7
Q85 Phakomatoses, Not Elsewhere Classified	1		1
Q87 Other Specified Congenital Malformation Syndromes Affecting Multiple Systems...	8	6	2
Q89 Other Congenital Malformations, Not Elsewhere Classified.....	6	2	4
Chromosomal Abnormalities, Not Elsewhere Classified (Q90-Q99)	33	13	20
Q90 Down's Syndrome	13	4	9
Q91 Edward's Syndrome and Patau's Syndrome	16	6	10
Q92 Other Trisomies & Partial Trisomies of the Autosomes, Not Elsewhere Classified ...	3	2	1
Q99 Other Chromosome Abnormalities, Not Elsewhere Classified.....	1	1	
XVIII. Symptoms, Signs and Abnormal Clinical/Lab Findings, NEC (R00-R99)	198	88	110
Symptoms & Signs Involv. the Circulatory & Respiratory Sys. (R00-R09)	15	7	8
R00 Abnormalities of Heartbeat.....	2	1	1
R02 Gangrene, Not Elsewhere Classified	6	3	3
R04 Hemorrhage from Respiratory Passages	3	2	1
R06 Abnormalities of Breathing.....	3	1	2
R09 Other Symptoms and Signs Involving the Circulatory & Respiratory Systems.....	1		1
Symptoms and Signs Involving the Digestive System and Abdomen (R10-R19)	5		5
R10 Abdominal and Pelvic Pain.....	2		2
R19 Other Symptoms and Signs Involving the Digestive System and Abdomen	3		3
Symptoms and Signs Involv. the Nervous & Musculoskeletal Syst. (R25-R29)	1		1
R29 Other Symptoms & Signs Involving the Nervous/Musculoskeletal System.....	1		1
Symp./Signs Involv. Cognition/Percep./Emotion. State & Behav. (R40-R46)	2		2
R40 Somnolence, Stupor and Coma.....	2		2
Symptoms and Signs Involving Speech and Voice (R47-R49)	1		1
R47 Speech Disturbances, Not Elsewhere Classified.....	1		1
General Symptoms and Signs (R50-R69)	63	19	44
R50 Fever of Unknown Origin	3		3
R53 Malaise and Fatigue	3		3
R54 Senility	10	1	9
R56 Convulsions, Not Elsewhere Classified	15	5	10
R57 Shock, Not Elsewhere Classified.....	2	2	
R58 Hemorrhage, Not Elsewhere Classified.....	10	5	5
R62 Lack of Expected Normal Physiological Development	9	3	6
R64 Cachexia.....	11	3	8
Abn. Find. on Diag. Imaging and in Function Stud. w/o Diagnosis (R90-R94)	5	1	4
R91 Abnormal Findings on Diagnostic Imaging of Lung	5	1	4
Ill-Defined and Unknown Causes of Mortality (R95-R99)	106	61	45
R95 Sudden Infant Death Syndrome	55	29	26
R96 Other Sudden Death, Cause Unknown	3	3	
R98 Unattended Death	1	1	
R99 Other Ill-Defined and Unspecified Causes of Mortality.....	47	28	19

Cause of Death

Table 15. Deaths by Specific Underlying Cause, Wisconsin 1999

	Total	Male	Female
XX. External Causes of Morbidity and Mortality (V01-Y89)	2,844	1,886	958
Pedestrian Injured in Transport Accident (V01-V09)	76	45	31
V02 Pedestrian Injured in Collision with Two or Three-Wheeled Motor Vehicle.....	2	1	1
V03 Pedestrian Injured in Collision with Car, Pick-Up Truck or Van.....	57	33	24
V04 Pedestrian Injured in Collision with Heavy Transport Vehicle or Bus.....	4	1	3
V05 Pedestrian Injured in Collision with Railway Train or Railway Vehicle.....	6	3	3
V09 Pedestrian Injured in Other and Unspecified Transport Accidents.....	7	7	
Pedal Cyclist Injured in Transport Accident (V10-V19)	20	16	4
V11 Pedal Cyclist Injured in Collision with Other Pedal Cycle.....	1	1	
V13 Pedal Cyclist Injured in Collision with Car, Pick-Up Truck or Van.....	16	14	2
V14 Pedal Cyclist Injured in Collision with Heavy Transport Vehicle or Bus.....	1		1
V18 Pedal Cyclist Injured in Noncollision Transport Accident.....	2	1	1
Motorcycle Rider Injured in Transport Accident (V20-V29)	66	54	12
V20 Motorcycle Rider Injured in Collision with Pedestrian or Animal.....	2	2	
V22 Motorcycle Rider Injured in Collision with Two or Three-Wheeled Motor Vehicle..	6	4	2
V23 Motorcycle Rider Injured in Collision with Car, Pick-Up Truck or Van.....	22	19	3
V24 Motorcycle Rider Injured in Collision with Heavy Transport Vehicle or Bus.....	3	1	2
V27 Motorcycle Rider Injured in Collision with Fixed or Stationary Object.....	13	13	
V28 Motorcycle Rider Injured in Noncollision Transport Accident.....	15	11	4
V29 Motorcycle Rider Injured in Other and Unspecified Transport Accidents.....	5	4	1
Occupant of Three-Wheeled Motor Veh. Injured in Trans. Acc. (V30-V39)	1	1	
V38 Occupant of Three-Wheeled Motor Veh. Injured in Noncollision Trans. Accident....	1	1	
Car Occupant Injured in Transport Accident (V40-V49)	406	242	164
V40 Car Occupant Injured in Collision With Pedestrian or Animal.....	2	1	1
V43 Car Occupant Injured in Collision with Car, Pick-Up Truck or Van.....	175	92	83
V44 Car Occupant Injured in Collision with Heavy Transport Vehicle or Bus.....	40	18	22
V45 Car Occupant Injured in Collision with Railway Train or Railway Vehicle.....	2	2	
V47 Car Occupant Injured in Collision with Fixed or Stationary Object.....	74	53	21
V48 Car Occupant Injured in Noncollision Transport Accident.....	83	57	26
V49 Car Occupant Injured in Other and Unspecified Transport Accidents.....	30	19	11
Occupant of Pick-Up Truck or Van Injured in Transport Accid. (V50-V59)	104	84	20
V50 Collision With Pedestrian or Animal.....	1	1	
V53 Collision with Car, Pick-Up Truck or Van.....	33	27	6
V54 Collision with Heavy Transport Vehicle or Bus.....	13	10	3
V55 Collision with Railway Train or Railway Vehicle.....	2	1	1
V57 Collision with Fixed or Stationary Object.....	15	14	1
V58 Noncollision Transport Accident.....	37	30	7
V59 Other and Unspecified Transport Accident.....	3	1	2
Occupant of Heavy Transport Veh. Injured in Transport Accid. (V60-V69)	5	4	1
V63 Collision With Car, Pick-Up Truck or Van.....	1	1	
V64 Collision with Heavy Transport Vehicle or Bus.....	1	1	
V68 Noncollision Transport Accident.....	3	2	1
Other Land Transport Accidents (V80-V89)	115	86	29
V80 Animal-Rider or Occupant of Animal-Drawn Veh. Injured in Transport Accident....	2	1	1
V83 Occup. of Special Veh. Mainly Used on Industrial Premises Inj. in Transport Acc....	1	1	
V84 Occup. Of Special Veh. Mainly Used in Agriculture Injured in Transport Accident..	12	11	1
V86 Occup. Of Spec. All-Terr./Oth. Mot. Veh. for Off-Road Use Injured in Trans. Acc..	25	22	3
V87 Traffic Accident of Specified Type but Victim's Mode of Transport Unknown.....	27	21	6

Cause of Death

Table 15. Deaths by Specific Underlying Cause, Wisconsin 1999

	Total	Male	Female
V89 Motor or Nonmotor-Vehicle Accident, Type of Vehicle Unspecified.....	48	30	18
Water Transport Accidents (V90-V94)	16	16	
V90 Accident to Watercraft Causing Drowning and Submersion.....	6	6	
V91 Accident to Watercraft Causing Other Injury.....	2	2	
V92 Water-Transport-Related Drowning and Submersion w/o Accident to Watercraft....	6	6	
V93 Accid. on Board Watercraft w/o Acc. to Watercraft, Not Caus. Drowning/Submers..	1	1	
V94 Other and Unspecified Water Transport Accidents.....	1	1	
Air and Space Transport Accidents (V95-V97)	8	8	
V95 Accident to Powered Aircraft Causing Injury to Occupant.....	8	8	
Falls (W00-W19)	595	279	316
W00 Fall on Same Level Involving Ice and Snow.....	6	4	2
W01 Fall on Same Level from Slipping, Tripping and Stumbling.....	30	11	19
W02 Fall Involving Ice Skates, Skis, Roller-Skates or Skateboards.....	1	1	
W05 Fall Involving Wheelchair.....	11	6	5
W06 Fall Involving Bed.....	27	10	17
W07 Fall Involving Chair.....	17	6	11
W10 Fall On and From Stairs and Steps.....	70	43	27
W11 Fall On and From Ladder.....	17	16	1
W12 Fall On and From Scaffolding.....	1	1	
W13 Fall From, Out of or Through Building or Structure.....	14	12	2
W15 Fall From Cliff.....	2	1	1
W17 Other Fall From One Level to Another.....	7	6	1
W18 Other Fall on Same Level.....	1		1
W19 Unspecified Fall.....	391	162	229
Exposure to Inanimate Mechanical Forces (W20-W49)	65	58	7
W20 Struck by Thrown, Projected or Falling Object.....	15	12	3
W21 Striking Against or Struck by Sports Equipment.....	1	1	
W23 Caught, Crushed, Jammed or Pinched in or Between Objects.....	6	5	1
W24 Contact with Lifting and Transmission Devices, Not Elsewhere Classified..	4	4	
W30 Contact with Agricultural Machinery.....	11	11	
W31 Contact with Other and Unspecified Machinery.....	8	8	
W32 Handgun Discharge.....	7	7	
W33 Rifle, Shotgun and Larger Firearm Discharge.....	4	2	2
W34 Discharge From Other and Unspecified Firearms.....	3	3	
W40 Explosion of Other Materials.....	2	2	
W44 Foreign Body Entering Into or Through Eye or Natural Orifice.....	3	2	1
W49 Exposure to Other and Unspecified Inanimate Mechanical Forces.....	1	1	
Exposure to Animate Mechanical Forces (W50-W64)	3	2	1
W54 Bitten or Struck By Dog.....	2	1	1
W55 Bitten or Struck* By Other Mammals.....	1	1	
Accidental Drowning and Submersion (W65-W74)	65	50	15
W65 Drowning and Submersion While in Bathtub.....	11	5	6
W66 Drowning and Submersion Following Fall into Bathtub.....	2	2	
W67 Drowning and Submersion While in Swimming Pool.....	4	2	2
W68 Drowning and Submersion Following Fall into Swimming Pool.....	1	1	
W69 Drowning and Submersion While in Natural Water.....	13	13	
W70 Drowning and Submersion Following Fall into Natural Water.....	8	4	4
W74 Unspecified Drowning and Submersion.....	26	23	3

Table 15. Deaths by Specific Underlying Cause, Wisconsin 1999

	Total	Male	Female
Other Accidental Threats to Breathing (W75-W84)	102	61	41
W75 Accidental Suffocation and Strangulation in Bed.....	23	14	9
W76 Other Accidental Hanging and Strangulation.....	7	4	3
W77 Threat to Breathing Due to Cave-In, Falling Earth and Other Substances.....	2	2	
W78 Inhalation of Gastric Contents.....	11	5	6
W79 Inhalation and Ingestion of Food Causing Obstruction of Respiratory Tract.....	12	8	4
W80 Inhalation and Ingestion of Oth. Objects Causing Obstruction of Respiratory Tract..	38	21	17
W83 Other Specified Threats to Breathing.....	7	5	2
W84 Unspecified Threat to Breathing.....	2	2	
Exposure to Electric Current, Radiation and Ambient Air Temperature and Pressure (W85-W99)	8	8	
W85 Exposure to Electric Transmission Lines.....	2	2	
W86 Exposure to Other Specified Electric Current.....	3	3	
W87 Exposure to Unspecified Electric Current.....	3	3	
Exposure to Smoke, Fire and Flames (X00-X09)	52	31	21
X00 Exposure to Uncontrolled Fire in Building or Structure.....	44	24	20
X01 Exposure to Uncontrolled Fire, Not in Building or Structure.....	4	4	
X04 Exposure to Ignition of Highly Flammable Material.....	2	1	1
X08 Exposure to Other Specified Smoke, Fire and Flames.....	2	2	
Contact with Heat and Hot Substances (X10-X19)	2	1	1
X12 Contact with Other Hot Fluids.....	1		1
X13 Contact with Steam and Hot Vapors.....	1	1	
Exposure to Forces of Nature (X30-X39)	35	24	11
X30 Exposure to Excessive Natural Heat.....	12	10	2
X31 Exposure to Excessive Natural Cold.....	21	12	9
X33 Exposure to Lightning.....	2	2	
Accidental Poisoning by and Exposure to Noxious Substances (X40-X49)	139	94	45
X40 Nonopioid Analgesics, Antipyretics & Antirheumatics.....	3		3
X41 Antiepileptic, Sedative-Hypnotic, Antiparkinsonism & Psychotropic Drugs, NEC....	6	2	4
X42 Narcotics & Psychodysleptics (Hallucinogens), NEC.....	59	44	15
X44 Other and Unspecified Drugs, Medicaments & Biological Substances.....	52	35	17
X45 Alcohol.....	2	2	
X46 Organic Solvents and Halogenated Hydrocarbons and Their Vapors.....	2	2	
X47 Other Gases and Vapors.....	13	8	5
X49 Other and Unspecified Chemicals and Noxious Substances.....	2	1	1
Overexertion, Travel and Privation (X50-X57)	3		3
X53 Lack of Food.....	3		3
Accidental Exposure to Other and Unspecified Factors (X58-X59)	34	12	22
X58 Exposure to Other Specified Factors.....	1	1	
X59 Exposure to Unspecified Factor.....	33	11	22
Intentional Self-Harm (X60-X84)	598	473	125
X60 Intentional Self-Poisoning by and Expos. to Nonopioid Analgesics, Antipyretics and Antirheumatics.....	3		3
X61 Intentional Self-Poisoning by and Exposure to Antiepileptic, Sedative-Hypnotic, Antiparkinsonism and Psychotropic Drugs, NEC.....	20	9	11
X62 Intentional Self-Poisoning by and Exposure to Narcotics and Psychodysleptics [Hallucinogens], NEC.....	9	3	6

Table 15. Deaths by Specific Underlying Cause, Wisconsin 1999

	Total	Male	Female
X63 Intentional Self-Poisoning by and Exposure to Other Drugs Acting on the Autonomic Nervous System.....	3	2	1
X64 Intentional Self-Poisoning by and Exposure to Other and Unspecified Drugs, Medicaments and Biological Substances	39	18	21
X66 Intentional Self-Poisoning by and Exposure to Organic Solvents and Halogenated Hydrocarbons and Their Vapors	1	1	
X67 Intentional Self-Poisoning by and Exposure to Other Gases and Vapors.....	52	34	18
X68 Intentional Self-Poisoning by and Exposure to Pesticides.....	1		1
X69 Intentional Self-Poisoning by and Expos. to Other and Unspecified Chemicals and Noxious Substances	2	2	
X70 Intentional Self-Harm by Hanging, Strangulation and Suffocation	126	97	29
X71 Intentional Self-Harm by Drowning and Submersion.....	7	5	2
X72 Intentional Self-Harm by Handgun Discharge.....	124	107	17
X73 Intentional Self-Harm by Rifle, Shotgun and Larger Firearm Discharge	167	160	7
X74 Intentional Self-Harm by Other and Unspecified Firearm Discharge.....	10	10	
X75 Intentional Self-Harm by Explosive Material	1	1	
X76 Intentional Self-Harm by Smoke, Fire and Flames	4	4	
X78 Intentional Self-Harm by Sharp Object.....	9	8	1
X80 Intentional Self-Harm by Jumping From a High Place.....	9	7	2
X81 Intentional Self-Harm by Jumping or Lying Before Moving Object.....	1		1
X82 Intentional Self-Harm by Crashing of Motor Vehicle	4	2	2
X83 Intentional Self-Harm by Other Specified Means.....	3	1	2
X84 Intentional Self-Harm by Unspecified Means.....	3	2	1
Assault (X85-Y09)	198	149	49
X91 Assault by Hanging, Strangulation and Suffocation.....	15	4	11
X93 Assault by Handgun Discharge.....	107	89	18
X94 Assault by Rifle, Shotgun and Larger Firearm Discharge	10	9	1
X95 Assault by Other and Unspecified Firearm Discharge.....	12	11	1
X97 Assault by Fire and Flames	1	1	
X99 Assault by Sharp Object.....	21	14	7
Y00 Assault by Blunt Object.....	6	6	
Y03 Assault by Crashing of Motor Vehicle	4	2	2
Y04 Assault by Bodily Force.....	2	2	
Y06 Neglect and Abandonment.....	1		1
Y07 Other Maltreatment Syndromes	6	3	3
Y08 Assault by Other Specified Means.....	1		1
Y09 Assault by Unspecified Means.....	12	8	4
Event of Undetermined Intent (Y10-Y34)	48	31	17
Y10 Poisoning by and Exposure to Nonopioid Analgesics, Antipyretics and Antirheumatics, Undetermined Intent	3		3
Y11 Poisoning by and Expos. to Antiepileptic, Sedative-Hypnotic, AntiParkinsonism and Psychotropic Drugs, Not Elsewhere Classified, Undetermined Intent.....	4	3	1
Y12 Poisoning by and Exposure toNarcotics and Psychodysleptics [Hallucinogens], Not Elsewhere Classified	6	3	3
Y14 Poisoning by and Exposure to Other and Unspecified Drugs, Medicaments and Biological Substances, Undetermined Intent	7	4	3
Y15 Poisoning by and Exposure to Alcohol, Undetermined Intent.....	1	1	
Y17 Poisoning by and Exposure to Other Gases and Vapors, Undetermined Intent.....	6	5	1

Cause of Death

Table 15. Deaths by Specific Underlying Cause, Wisconsin 1999

	Total	Male	Female
Y19 Poisoning by and Exposure to Other and Unspecified Chemicals and Noxious Substances, Undetermined Intent.....	1		1
Y20 Hanging, Strangulation and Suffocation, Undetermined Intent.....	1	1	
Y21 Drowning and Submersion, Undetermined Intent.....	6	5	1
Y23 Rifle, Shotgun and Larger Firearm Discharge, Undetermined Intent.....	1	1	
Y24 Other and Unspecified Firearm Discharge, Undetermined Intent.....	2	1	1
Y26 Exposure to Smoke, Fire and Flames, Undetermined Intent.....	1	1	
Y30 Falling, Jumping or Pushed From a High Place, Undetermined Intent.....	1	1	
Y31 Falling, Lying or Running Before or Into Moving Object, Undetermined Intent.....	1	1	
Y32 Crashing of Motor Vehicle, Undetermined Intent.....	2	2	
Y34 Unspecified Event, Undetermined Intent.....	5	2	3
Legal Intervention and Operations of War (Y35-Y36)	4	3	1
Y35 Legal Intervention.....	4	3	1
Complications of Medical and Surgical Care (Y40-Y44)	4	3	1
Y40 Systemic Antibiotics.....	1	1	
Y44 Agents Primarily Affecting Blood Constituents.....	3	2	1
Misadventures to Patients During Surgical and Medical Care (Y60-Y69)	10	4	6
Y60 Unintent. Cut, Puncture, Perforation or Hemorrhage During Surgic. & Medical Care	9	3	6
Y65 Other Misadventures During Surgical and Medical Care.....	1	1	
Surgical and Other Medical Procedures as Cause of Abnormal Reaction of the Patient, or of Later Complication, Without Mention of Misadventure at the Time of the Procedure (Y83-Y84)	31	24	7
Y83 Surgical Operation and Other Surgical Procedures as the Cause of Abnormal Reaction of the Patient, or Later Complication, Without Mention of Misadventure at the Time of Procedure.....	26	20	6
Y84 Other Medical Procedures as the Cause of Abnormal Reaction of the Patient, or of Later Complication, Without Mention of Misadventure at the Time of the Procedure.....	5	4	1
Sequelae of External Causes of Morbidity and Mortality (Y85-Y89)	31	23	8
Y85 Sequelae of Transport Accidents.....	7	7	
Y86 Sequelae of Other Accidents.....	16	11	5
Y87 Sequelae of Intentional Self-Harm, Assault and Events of Undetermined Intent.....	5	4	1
Y88 Sequelae of Surgical and Medical Care as External Cause.....	3	1	2

Source: Bureau of Health Information, Division of Health Care Financing, Department of Health and Family Services.

Note: Underlying cause of death is the disease or injury that initiated events resulting in death. The total includes one death where sex was undetermined.

Technical Notes

Reporting Requirements

As specified in Chapter 69, Wisconsin Statutes, the following is a brief outline of the sequence of events which take place when a death occurs in Wisconsin:

Within 24 hours after being notified of a death, the filing party (usually a funeral director) must present a certificate of death to the physician or medical examiner responsible for completing and signing the medical certification.

The medical certifier has six days after pronouncement of death to return the certificate of death back to the filing party.

Within two days after receipt of the medical certification, the filing party must present the death certificate to the registration district (local Register of Deeds or City Health Office). There should be no more than nine calendar days total from date of death until filing at a local office.

The local Register of Deeds or City Health Office must transmit the death certificate to the State Registrar within ten working days (not including weekends) after its receipt from the filing party.

State statute allows up to 21 days from the date of death until notification of the State Registrar.

Death Certificate

A copy of a sample death certificate form can be found on page 73.

International Classification of Disease (ICD-10) Codes

Causes of death for deaths that occurred in 1999 have been coded according to the World Health Organization's *International Classification of Diseases—Tenth Revision* (Geneva, Switzerland, 1992). This classification system is the current standard used by the National Center for Health Statistics. All of the cause of death groupings utilized in this report were recommended for state use by the National Center for Health Statistics and the World Health Organization.

Listed below are the ICD-10 codes used for ranking leading causes of death in Tables 6, 7, 8, 11, 12 and 13 (List A). However, please note that different groupings are used for ranking leading causes of infant deaths (less than 1 year) in Tables 6, 7 and 8 (List B).

List A

Salmonella Infections (A01-A02)
Shigellosis and Amebiasis (A03, A06)
Tuberculosis (A16-A19)
Whooping Cough (A37)
Scarlet Fever and Erysipelas (A38, A46)
Meningococcal Infection (A39)
Septicemia (A40-A41)
Syphilis (A50-A53)
Acute Poliomyelitis (A80)
Arthropod-Borne Viral Encephalitis (A83-A84, A852)
Measles (B05)
Viral Hepatitis (B15-B19)
Human Immunodeficiency Virus (HIV) Disease (B20-B24)
Malaria (B50-B54)
Malignant Neoplasms (Cancer) (C00-C97)
In Situ Neoplasms, Benign Neoplasms and Neoplasms of Uncertain or Unknown Behavior (D00-D48)
Anemias (D50-D64)
Diabetes Mellitus (E10-E14)
Nutritional Deficiencies (E40-E64)
Meningitis (G00, G03)
Parkinson's Disease (G20-G21)
Alzheimer's Disease (G30)
Diseases of the Heart (I00-I09, I11, I13, I20-I51)
Primary Hypertension and Hypertensive Renal Disease (I10, I12)
Cerebrovascular Diseases (Stroke) (I60-I69)
Atherosclerosis (I70)
Aortic Aneurysm and Dissection (I71)
Influenza and Pneumonia (J10-J18)
Acute Bronchitis and Bronchiolitis (J20-J21)
Chronic Lower Respiratory Diseases (J40-J47)
Pneumoconioses and Chemical Effects (J60-J66, J68)
Pneumonitis Due to Solids and Liquids (J69)
Peptic Ulcer (K25-K28)

Technical Notes

Diseases of Appendix (K35-K38)
Hernia (K40-K46)
Chronic Liver Disease and Cirrhosis (K70, K73-K74)
Cholelithiasis and Other Disorders of Gallbladder (K80-K82)
Nephritis, Nephrotic Syndrome and Nephrosis (N00-N07, N17-N19, N25-N27)
Infections of Kidney (N10-N12, N136, N151)
Hyperplasia of Prostate (N40)
Inflammatory Disease of Female Pelvic Organs (N70-N76)
Pregnancy, Childbirth and the Puerperium (O00-O99)
Certain Conditions Originating in the Perinatal Period (P00-P96)
Congenital Malformations, Deformations and Chromosomal Abnormalities (Q00-Q99)
Accidents (excluding medical/surgical complications) (V01-X59, Y85-Y86)
Intentional Self-Harm (Suicide) (X60-X84, Y870)
Assault (Homicide) (X85-Y09, Y871)
Legal Intervention (Y35, Y890)
Operations of War and Their Sequelae (Y36, Y891)
Complications of Medical and Surgical Care (Y40-Y84, Y88)
All Other (All Other Codes)

List B (used for Tables 6, 7 and 8 for infants only)

Diarrhea and Gastroenteritis of Presumed Infectious Origin (A09)
Tuberculosis (A16-A19)
Tetanus (A33, A35)
Diphtheria (A36)
Whooping Cough (A37)
Meningococcal Infection (A39)
Septicemia (A40-A41)
Congenital Syphilis (A50)
Gonococcal Infection (A54)
Acute Poliomyelitis (A80)
Varicella (Chickenpox) (B01)
Measles (B05)
Human Immunodeficiency Virus (HIV) Disease (B20-B24)
Mumps (B26)
Candidiasis (B37)
Malaria (B50-B54)
Pneumocystosis (B59)
Malignant Neoplasms (C00-C97)
In Situ Neoplasms, Benign Neoplasms and Neoplasms of Uncertain or Unknown Behavior (D00-D48)
Diseases of the Blood and Blood-Forming Organs and Certain Disorders Involving the Immune Mechanism (D50-D89)
Short Stature, Not Elsewhere Classified (E343)
Nutritional Deficiencies (E40-E64)
Cystic Fibrosis (E84)
Volume Depletion, Disorders of Fluid, Electrolyte and Acid-Base Balance (E86-E87)
Meningitis (G00, G03)

Technical Notes

Infantile Spinal Muscular Atrophy, Type I (Werdnig-Hoffman) (G120)
Infantile Cerebral Palsy (G80)
Anoxic Brain Damage, Not Elsewhere Classified (G931)
Diseases of the Ear and Mastoid Process (H60-H93)
Diseases of the Circulatory System (I00-I99)
Acute Upper Respiratory Infections (J00-J06)
Influenza and Pneumonia (J10-J18)
Acute Bronchitis and Acute Bronchiolitis (J20-J21)
Bronchitis, Chronic and Unspecified (J40-J42)
Asthma (J45-J46)
Pneumonitis Due to Solids and Liquids (J69)
Gastritis, Duodenitis and Noninfective Enteritis and Colitis (K29, K50-K55)
Hernia of Abdominal Cavity and Intestinal Obstruction Without Hernia (K40-K46, K56)
Renal Failure and Other Disorders of Kidney (N17-N19, N25, N27)
Newborn Affected by Maternal Hypertensive Disorders (P000)
Newborn Affected by Other Maternal Conditions Which May be Unrelated to Present Pregnancy (P001-P009)
Newborn Affected by Maternal Complications of Pregnancy (P01)
Newborn Affected by Complications of Placenta, Cord and Membranes (P02)
Newborn Affected by Other Complications of Labor and Delivery (P03)
Newborn Affected by Noxious Influences Transmitted Via Placenta or Breast Milk (P04)
Slow Fetal Growth and Fetal Malnutrition (P05)
Disorders Related to Short Gestation and Low Birth Weight, Not Elsewhere Classified (P07)
Disorders Related to Long Gestation and High Birth Weight (P08)
Birth Trauma (P10-P15)
Intrauterine Hypoxia and Birth Asphyxia (P20-P21)
Respiratory Distress of Newborn (P22)
Congenital Pneumonia (P23)
Neonatal Aspiration Syndromes (P24)
Interstitial Emphysema and Related Conditions Originating in the Perinatal Period (P25)
Pulmonary Hemorrhage Originating in the Perinatal Period (P26)
Chronic Respiratory Disease Originating in the Perinatal Period (P27)
Atelectasis (P280-P281)
Bacterial Sepsis of Newborn (P36)
Omphalitis of Newborn With or Without Mild Hemorrhage (P38)
Neonatal Hemorrhage (P50-P52, P54)
Hemorrhagic Disease of Newborn (P53)
Hemolytic Disease of Newborn Due to Isoimmunization and Other Perinatal Jaundice (P55-P59)
Hematological Disorders (P60-P61)
Syndrome of Infant of a Diabetic Mother and Neonatal Diabetes Mellitus (P700-P702)
Necrotizing Enterocolitis of Newborn (P77)
Hydrops Fetalis Not Due to Hemolytic Disease (P832)
Congenital Malformations, Deformations and Chromosomal Abnormalities (Q00-Q99)
Sudden Infant Death Syndrome (R95)
Accidents (excluding medical/surgical complications) (V01-X59, Y85-Y86)
Assault (Homicide) (X85-Y09, Y871)

Technical Notes

Complications of Medical and Surgical Care (Y40-Y84, Y88)
All Other (All Other Codes)

The International Classification of Disease (ICD-10) codes used for groupings in Table 5 are:

Tuberculosis (A16-A19)
Syphilis (A50-A53)
Human Immunodeficiency Virus (HIV) Disease (B20-B24)
Malignant Neoplasms (Cancer) (C00-C97)
Diabetes Mellitus (E10-E14)
Alzheimer's Disease (G30)
Diseases of the Heart (I00-I09, I11, I13, I20-I51)
Primary Hypertension and Hypertensive Renal Disease (I10, I12)
Cerebrovascular Diseases (Stroke) (I60-I69)
Atherosclerosis (I70)
Other Diseases of Circulatory System (I71-I78)
Influenza and Pneumonia (J10-J18)
Chronic Lower Respiratory Diseases (J40-J47)
Peptic Ulcer (K25-K28)
Chronic Liver Disease and Cirrhosis (K70, K73-K74)
Nephritis, Nephrotic Syndrome and Nephrosis (N00-N07, N17-N19, N25-N27)
Pregnancy, Childbirth and the Puerperium (O00-O99)
Certain Conditions Originating in the Perinatal Period (P00-P96)
Congenital Malformations, Deformations and Chromosomal Abnormalities (Q00-Q99)
Sudden Infant Death Syndrome (R95)
Symptoms, Signs and Abnormal Clinical and Laboratory Findings,
Not Elsewhere Classified (R00-R94, R96-R99)
Motor Vehicle Accidents (V02-V04, V090, V092, V12-V14, V190-V192, V194-V196,
V20-V79, V803-V805, V810-V811, V820-V821, V83-V86, V870-V878,
V880-V888, V890, V892)
All Accidents (except motor vehicle) (V01, V05-V06, V091, V093-V099, V10-V11,
V15-V18, V193, V198-V199, V800-V802, V806-V809, V812-V819,
V822-V829, V879, V889, V891, V893, V899, V90-X59, Y40-Y86, Y88)
Intentional Self-Harm (Suicide) (X60-X84, Y870)
Assault (Homicide) (X85-Y09, Y871)
All Other External Causes (Y10-Y36, Y89, Y872)
All Other Diseases (All Other Disease Codes)

The International Classification of Disease (ICD-10) codes used for groupings in Tables 9, 10 and 14 are:

Tuberculosis (A16-A19)
Syphilis (A50-A53)
Human Immunodeficiency Virus (HIV) Disease (B20-B24)
Malignant Neoplasms (Cancer) (C00-C97)
Malignant Neoplasm of Stomach (C16)
Malignant Neoplasms of Colon, Rectum and Anus (C18-C21)
Malignant Neoplasm of Pancreas (C25)
Malignant Neoplasms of Trachea, Bronchus and Lung (C33-C34)

Technical Notes

Malignant Neoplasm of Breast (C50)
Malignant Neoplasms of Cervix Uteri, Corpus Uteri and Ovary (C53-C56)
Malignant Neoplasm of Prostate (C61)
Malignant Neoplasms of Urinary Tract (C64-C68)
Non-Hodgkin's Lymphoma (C82-C85)
Leukemia (C91-C95)
Other Malignant Neoplasms (C00-C15, C17, C22-C24, C26-C32, C37-C49,
C51-C52, C57-C60, C62-C63, C69-C81, C88, C90, C96-C97)
Diabetes Mellitus (E10-E14)
Alzheimer's Disease (G30)
Major Cardiovascular Diseases (I00-I78)
Diseases of the Heart (I00-I09, I11, I13, I20-I51)
Hypertensive Heart Disease With or Without Renal Disease (I11, I13)
Ischemic Heart Diseases (I20-I25)
Other Diseases of the Heart (I00-I09, I26-I51)
Primary Hypertension and Hypertensive Renal Disease (I10, I12)
Cerebrovascular Diseases (Stroke) (I60-I69)
Atherosclerosis (I70)
Other Diseases of Circulatory System (I71-I78)
Influenza and Pneumonia (J10-J18)
Chronic Lower Respiratory Diseases (J40-J47)
Peptic Ulcer (K25-K28)
Chronic Liver Disease and Cirrhosis (K70, K73-K74)
Nephritis, Nephrotic Syndrome and Nephrosis (N00-N07, N17-N19, N25-N27)
Pregnancy, Childbirth and the Puerperium (O00-O99)
Certain Conditions Originating in the Perinatal Period (P00-P96)
Congenital Malformations, Deformations and Chromosomal Abnormalities (Q00-Q99)
Sudden Infant Death Syndrome (R95)
Symptoms, Signs and Abnormal Clinical and Laboratory Findings,
Not Elsewhere Classified (R00-R94, R96-R99)
All Other Diseases (All Other Disease Codes)
Motor Vehicle Accidents (V02-V04, V090, V092, V12-V14, V190-V192, V194-V196,
V20-V79, V803-V805, V810-V811, V820-V821, V83-V86, V870-V878,
V880-V888, V890, V892)
All Accidents (except motor vehicle) (V01, V05-V06, V091, V093-V099, V10-V11,
V15-V18, V193, V198-V199, V800-V802, V806-V809, V812-V819,
V822-V829, V879, V889, V891, V893, V899, V90-X59, Y40-Y86, Y88)
Intentional Self-Harm (Suicide) (X60-X84, Y870)
Assault (Homicide) (X85-Y09, Y871)
All Other External Causes (Y10-Y36, Y89, Y872)

International Classification of Disease (ICD-9) Codes

Causes of death for 1998 data are coded according to the World Health Organization's *International Classification of Diseases—Ninth Revision* (Geneva, Switzerland, 1977). This classification system was the standard used by the National Center for Health Statistics for 1979-1998. The International Classification of Disease (ICD-9) codes used for 1998 groupings in Tables 6, 7, 8, 11, 12 and 13 are:

- Infectious and Parasitic Diseases (001-139)
- Malignant Neoplasms (Cancer) (140-208)
- Benign and Uncertain Neoplasms (210-239)
- Diabetes Mellitus (250)
- Nutritional Deficiencies (260-269)
- Anemias (280-285)
- Meningitis (320-322)
- Heart Disease (391-398, 402, 404-429)
- Hypertension With or Without Renal Disease (401, 403)
- Cerebrovascular Disease (Stroke) (430-438)
- Atherosclerosis and Other Arterial Diseases (440-448)
- Acute Bronchitis and Bronchiolitis (466)
- Pneumonia and Influenza (480-487)
- Chronic Obstructive Pulmonary Diseases (490-496)
- Ulcer of Stomach and Duodenum (531-534)
- Appendicitis (540-543)
- Abd. Hernia and Intestinal Obstruction (560)
- Chronic Liver Disease and Cirrhosis (571)
- Cholelithiasis and Gallbladder (574-575)
- Nephritis and Nephrosis (580-589)
- Infections of the Kidney (590)
- Hyperplasia of the Prostate (600)
- Complications of Pregnancy (630-676)
- Congenital Anomalies (740-759)
- Conditions of Perinatal Period (760-779)
- Sudden Infant Death Syndrome (798.0)
- Injury, Unintentional (E800-E949)
- Suicide (E950-E959)
- Homicide and Legal Intervention (E960-E978)
- Injury, Intent Not Determined (E980-E989)
- All Other (All Other Codes)

DOH 5040 (Rev 9/96)
 Chap. 89, Wis. Stats.

STATE OF WISCONSIN
 DEPARTMENT OF HEALTH AND FAMILY SERVICES
ORIGINAL CERTIFICATE OF DEATH

STATE FILING DATE _____
 STATE DEATH NO. _____

Type or Print Use Permanent Black Ink No Whiteout or Erasures Reserved for Corrections & Amendments

1. DECEDENT'S NAME First Middle Last			2. SEX M <input type="checkbox"/> F <input type="checkbox"/>	3. SOC. SEC. NUMBER OF DECEDENT	4a. PRONOUNCED DEAD DATE Mo Day Yr	4b. HOUR	5. BODY FOUND 24+ hours after death M <input type="checkbox"/> Y <input type="checkbox"/> N <input type="checkbox"/>	
6a. AGE (Years) (Last birthday)	b. Under 1 yr Days	c. Under 1 day Hours	7. DATE OF BIRTH Mo Day Yr	8a. COUNTY OF DEATH	8b. DEATH OCCURRED INSIDE CITY, VILL. TOWNSHIP	8c. (CHECK ONE) City <input type="checkbox"/> Vill. <input type="checkbox"/> Township <input type="checkbox"/>		
9. DEATH AT HOSPITAL 1. <input type="checkbox"/> Inpat. 3. <input type="checkbox"/> DOA-From Nur. Hm. 5. <input type="checkbox"/> DOA-From Other			10. OTHER PLACE <input type="checkbox"/> N.H. <input type="checkbox"/> Other	11a. HOSPITAL (AND CAMPUS) OR NURSING HOME (If not in Hospital or Nursing Home give street address.)	11b. NURSING HOME LICENSE NO.	12. MARITAL STATUS <input type="checkbox"/> Married <input type="checkbox"/> Never Married <input type="checkbox"/> Divorced <input type="checkbox"/> Widowed		
2. <input type="checkbox"/> Outpat. 4. <input type="checkbox"/> ER-From Nur. Hm. 6. <input type="checkbox"/> ER-From Other	13a. RESIDENCE - STATE			13b. RESIDENCE - COUNTY	13c. RESIDENCE - INSIDE CITY, VILLAGE, TOWNSHIP	13d. (CHECK ONE) City <input type="checkbox"/> Vill. <input type="checkbox"/> Township <input type="checkbox"/>	14a. NUMBER OF STREET	
15. STATE OF BIRTH (Country if not in U.S.)		16. FATHER'S NAME First Middle Last		17. MOTHER'S NAME First Middle Birth Surname		14b. ZIP CODE		
18. RACE (e.g. White, Black, Am. Indian, etc.)		19. HISPANIC ORIGIN? Specify Cuban, Mexican, etc.		20. USUAL OCCUPATION (Do not enter "Retired")		20a. KIND OF BUSINESS / INDUSTRY		
21. EDUCATION Highest grade completed (Elementary 0-12) College (13-16)		22. DECEDENT EVER IN U.S. ARMED FORCES Yes <input type="checkbox"/> No <input type="checkbox"/>		23. SURVIVING SPOUSE (If widowed, give birth surname, or married name) (First, Middle, Last)				
24a. INFORMANT'S NAME			24b. MAILING ADDRESS Street City/Village State ZIP					
25. METHOD OF DISPOSITION Burial <input type="checkbox"/> Cremation <input type="checkbox"/> Other <input type="checkbox"/>		26. PLACE OF DISPOSITION (Name of cemetery, crematory, & other place)		27. LOCATION (City/Village/Township State)		28. DATE SIGNED BY FUNERAL SERVICE LICENSEE (Mo. Day, Yr.)		
29. DATE RECEIVED FROM MED. CERT (Mo. Day, Yr.)		30a. FUNERAL SERVICE LICENSEE (or person acting as such.)		30b. LICENSE NO.		31. NAME AND MAILING ADDRESS OF FACILITY (Street and number, City, State, Zip)		
32. MEDICAL CERTIFIER <input type="checkbox"/> CERTIFYING PHYSICIAN - To the best of my knowledge and belief, I was pronounced and occurred at the time(s) and due to the causes stated. <input type="checkbox"/> CORONER/M.E. - On the basis of examination and/or investigation, in my opinion, death was pronounced and occurred at the time(s) and due to the causes and manner stated. (Check One)			33. DATE OF DEATH (Mo., Day, Yr.)		38. MANNER OF DEATH 1. <input type="checkbox"/> Natural 4. <input type="checkbox"/> Homicide 2. <input type="checkbox"/> Accident 5. <input type="checkbox"/> Undet. 3. <input type="checkbox"/> Suicide 6. <input type="checkbox"/> Pending		39. DATE OF INJURY (Mo. Day, Yr.)	
35a. MEDICAL CERTIFIER SIGNATURE & TITLE (Black Ink)			34. AUTOPSY PERFORMED? <input type="checkbox"/> YES <input type="checkbox"/> NO		40. HOUR OF INJURY		41. PLACE OF INJURY (Home, Street, Farm, etc.)	
36a. MEDICAL CERTIFIER'S NAME			35b. DATE SIGNED (Mo., Day, Yr.)		42. INJURY AT WORK? Specify <input type="checkbox"/> YES <input type="checkbox"/> NO		43b. COUNTY	
37. CERTIFIER'S MAILING ADDRESS (Street & Number, City, State, ZIP)			36b. WI. PHYSICIAN LICENSE NO. CAME Code		44. REGISTRAR SIGNATURE		45. DATE RECEIVED BY REGISTRAR (Mo., Day, Yr.)	

46. PART I. Enter the diseases, injuries or complications that caused the death. Do not enter the mode of dying such as cardiac or respiratory arrest, shock or heart failure. List only one cause of death on each line. Do not list old age or senility as sole cause. IMMEDIATE CAUSE ** (Final disease or condition resulting in death.) (a) (DUE TO OR AS A CONSEQUENCE OF): (b) (DUE TO OR AS A CONSEQUENCE OF): (c) (DUE TO OR AS A CONSEQUENCE OF): (d)	Interval between onset and death	PART II Other significant conditions contributing to death but not resulting in underlying cause given in Part I.	
		(Final disease or condition resulting in death.) (a) (DUE TO OR AS A CONSEQUENCE OF): (b) (DUE TO OR AS A CONSEQUENCE OF): (c) (DUE TO OR AS A CONSEQUENCE OF): (d)	PART II Other significant conditions contributing to death but not resulting in underlying cause given in Part I.
		(Final disease or condition resulting in death.) (a) (DUE TO OR AS A CONSEQUENCE OF): (b) (DUE TO OR AS A CONSEQUENCE OF): (c) (DUE TO OR AS A CONSEQUENCE OF): (d)	PART II Other significant conditions contributing to death but not resulting in underlying cause given in Part I.
		(Final disease or condition resulting in death.) (a) (DUE TO OR AS A CONSEQUENCE OF): (b) (DUE TO OR AS A CONSEQUENCE OF): (c) (DUE TO OR AS A CONSEQUENCE OF): (d)	PART II Other significant conditions contributing to death but not resulting in underlying cause given in Part I.

47. IF INJURY, DESCRIBE HOW INJURY OCCURRED

Table A1. Wisconsin Population Estimates by Age and Sex, July 1, 1999

Age Group	Total	Male	Female
All Ages	5,295,180	2,602,140	2,693,040
Under 1	68,181	35,016	33,164
1-4	266,490	136,160	130,330
5-9	367,620	188,110	179,510
10-14	405,510	208,580	196,930
15-19	416,190	213,040	203,150
20-24	348,430	176,010	172,410
25-29	325,570	160,990	164,580
30-34	368,530	182,960	185,570
35-39	436,800	220,390	216,410
40-44	438,550	221,580	216,970
45-49	384,690	191,020	193,660
50-54	317,600	156,950	160,650
55-59	247,440	121,060	126,380
60-64	206,310	100,550	105,760
65-69	181,420	84,690	96,730
70-74	170,710	77,340	93,370
75-79	143,460	60,350	83,100
80-84	106,240	39,610	66,640
85-89	62,630	19,700	42,930
90-94	25,000	6,430	18,570
95 +	7,830	1,600	6,230

Source: Bureau of Health Information, Division of Health Care Financing, Department of Health and Family Services.

Note: Numbers may not sum to total due to rounding.
 The infant (under 1) figures are the number of live births that occurred in 1999.
 Included in the total is one infant for whom sex was undetermined.

Technical Notes

Table A2. ICD-10/ICD-9 Comparability Ratios for 113 Selected Causes of Death

CAUSE OF DEATH (Based on the Tenth Revision, International Classification of Diseases)	1999	1998		Comparability Ratio	ICD-10 Codes	ICD-9 Codes	Standard Error
	Actual Number	Comparability Modified	Actual Number				
Salmonella infections	0	+	1	0.81	A01-A02	002-003	0.0644
Shigellosis and amebiasis	0	+	0	*	A03,A06	004,006	*
Certain other intestinal infections	20	+	24	0.60	A04,A07-A09	007-009	0.0248
Tuberculosis	3	+	15	0.85	A16-A19	010-018	0.0172
Respiratory tuberculosis	2	+	9	0.91	A16	010-012	0.0201
Other tuberculosis	1	+	6	0.70	A17-A19	013-018	0.0407
Whooping cough	0	+	0	*	A37	033	*
Scarlet fever and erysipelas	0	+	0	*	A38,A46	034.1-035	*
Meningococcal infection	3	+	5	1.00	A39	036	0.0149
Septicemia	376	379	317	1.19	A40-A41	038	0.0042
Syphilis	0	+	1	0.64	A50-A53	090-097	0.1184
Acute poliomyelitis	0	+	0	*	A80	045	*
Arthropod-borne viral encephalitis	0	+	0	*	A83-A84,A85.2	062-064	*
Measles	0	+	0	*	B05	055	*
Viral hepatitis	15	+	34	0.83	B15-B19	070	0.0120
Human immunodeficiency virus (HIV) disease	62	+	60	1.06	B20-B24	042-044	0.0018
Malaria	0	+	0	*	B50-B54	084	*
Other and unspecified infectious and parasitic diseases and their sequelae	141	122	111	1.10	A00,A05,A20-A36,A42-A44, A48-A49,A54-A79, A81-A82,A85.0-A85.1, A85.8,A86-B04,B06-B09, B25-B49,B55-B99	001,005,020-032, 037, 039-041,046-054, 056-061, 065-066,071-083, 085-088,098-134, 136-139,771.3	0.0154
Malignant neoplasms	10,731	10,960	10,886	1.01	C00-C97	140-208	0.0002
Malignant neoplasms of lip, oral cavity and pharynx	142	169	176	0.96	C00-C14	140-149	0.0040
Malignant neoplasm of esophagus	266	273	273	1.00	C15	150	0.0020

(continued)

+ Comparability-modified 1998 deaths are not calculated if the actual number of 1998 deaths was less than 100.

* Figure does not meet standards of reliability or precision.

--- Category not applicable.

Technical Notes

Table A2. ICD-10/ICD-9 Comparability Ratios for 113 Selected Causes of Death

CAUSE OF DEATH (Based on the Tenth Revision, International Classification of Diseases)	1999	1998		Comparability Ratio	ICD-10 Codes	ICD-9 Codes	Standard Error
	Actual Number	Comparability Modified	Actual Number				
Malignant neoplasm of stomach	203	219	218	1.01	C16	151	0.0019
Malignant neoplasms of colon, rectum and anus	1,169	1,128	1,128	1.00	C18-C21	153-154	0.0009
Malignant neoplasms of liver and intrahepatic bile ducts	214	222	230	0.96	C22	155	0.0023
Malignant neoplasm of pancreas	576	576	576	1.00	C25	157	0.0009
Malignant neoplasm of larynx	69	+	63	1.00	C32	161	0.0053
Malignant neoplasms of trachea, bronchus and lung	2,642	2,753	2,799	0.98	C33-C34	162	0.0005
Malignant melanoma of skin	142	138	143	0.97	C43	172	0.0032
Malignant neoplasm of breast	834	869	864	1.01	C50	174-175	0.0010
Malignant neoplasm of cervix uteri	67	125	127	0.99	C53	180	0.0034
Malignant neoplasms of corpus uteri and uterus, part unspecified	141	+	59	1.03	C54-C55	179,182	0.0040
Malignant neoplasm of ovary	250	288	288	1.00	C56	183.0	0.0016
Malignant neoplasm of prostate	681	761	751	1.01	C61	185	0.0015
Malignant neoplasms of kidney and renal pelvis	246	227	227	1.00	C64-C65	189.0,189.1	0.0022
Malignant neoplasm of bladder	241	242	242	1.00	C67	188	0.0026
Malignant neoplasms of meninges, brain and other parts of central nervous system	252	277	286	0.97	C70-C72	191-192	0.0025
Malignant neoplasms of lymphoid, hematopoietic and related tissue	1,243	1,253	1,253	1.00	C81-C96	200-208	0.0012
Hodgkin's disease	22	+	40	0.99	C81	201	0.0089
Non-Hodgkin's lymphoma	519	519	531	0.98	C82-C85	200,202	0.0018
Leukemia	469	473	467	1.01	C91-C95	204-208	0.0019
Multiple myeloma and immunoproliferative neoplasms	231	223	215	1.04	C88,C90	203	0.0030

(continued)

+ Comparability-modified 1998 deaths are not calculated if the actual number of 1998 deaths was less than 100.

* Figure does not meet standards of reliability or precision.

--- Category not applicable.

Technical Notes

Table A2. ICD-10/ICD-9 Comparability Ratios for 113 Selected Causes of Death

CAUSE OF DEATH (Based on the Tenth Revision, International Classification of Diseases)	1999	1998		Comparability Ratio	ICD-10 Codes	ICD-9 Codes	Standard Error
	Actual Number	Comparability Modified	Actual Number				
Other and unspecified malignant neoplasms of lymphoid, hematopoietic and related tissue	2	+	0	*	C96	---	*
All other and unspecified malignant neoplasms	1,353	1,331	1,183	1.13	C17,C23-C24,C26-C31, C37-C41,C44-C49, C51-C52, C57-C60, C62-C63, C66, C68-C69,C73-C80,C97	152,156,158-160, 163-171,173,181, 183.2-184,186-187, 189.2-190,193-199	0.0021
In situ neoplasms, benign neoplasms and neoplasms of uncertain or unknown behavior	321	352	210	1.67	D00-D48	210-239	0.0164
Anemias	83	+	97	0.96	D50-D64	280-285	0.0077
Diabetes mellitus	1,273	1,284	1,274	1.01	E10-E14	250	0.0011
Nutritional deficiencies	81	144	124	1.16	E40-E64	260-269	0.0165
Malnutrition	57	118	121	0.98	E40-E46	260-263	0.0151
Other nutritional deficiencies	24	+	3	6.20	E50-E64	264-269	0.5961
Meningitis	17	+	9	1.01	G00,G03	320-322	0.0136
Parkinson's disease	340	311	311	1.00	G20-G21	332	0.0028
Alzheimer's disease	1,169	797	513	1.55	G30	331.0	0.0071
Major cardiovascular diseases	18,745	18,416	18,416	1.00	I00-I78	390-434,436-448	0.0002
Diseases of heart	13,802	13,479	13,673	0.99	I00-I09,I11,I13,I20-I51	390-398,402,404,410-429	0.0002
Acute rheumatic fever and chronic rheumatic heart diseases	78	97	118	0.82	I00-I09	390-398	0.0089
Hypertensive heart disease	434	315	392	0.80	I11	402	0.0028
Hypertensive heart and renal disease	47	+	32	1.07	I13	404	0.0160
Ischemic heart diseases	9,615	9,602	9,602	1.00	I20-I25	410-414,429.2	0.0002
Acute myocardial infarction	4,388	4,406	4,457	0.99	I21-I22	410	0.0003

(continued)

+ Comparability-modified 1998 deaths are not calculated if the actual number of 1998 deaths was less than 100.

* Figure does not meet standards of reliability or precision.

--- Category not applicable.

Technical Notes

Table A2. ICD-10/ICD-9 Comparability Ratios for 113 Selected Causes of Death

CAUSE OF DEATH (Based on the Tenth Revision, International Classification of Diseases)	1999	1998		Comparability Ratio	ICD-10 Codes	ICD-9 Codes	Standard Error
	Actual Number	Comparability Modified	Actual Number				
Other acute ischemic heart diseases	27	+	11	1.01	I24	411	0.0117
Other forms of chronic ischemic heart disease	5,200	5,162	5,134	1.01	I20,I25	412-414,429.2	0.0004
Atherosclerotic cardiovascular disease, so described	693	703	670	1.05	I25.0	429.2	0.0016
All other forms of chronic ischemic heart disease	4,507	4,435	4,464	0.99	I20,I25.1-I25.9	412-414	0.0004
Other heart diseases	3,628	3,429	3,529	0.97	I26-I51	415-429.1,429.3-429.9	0.0010
Acute and subacute endocarditis	20	+	14	1.00	I33	421	0.0137
Diseases of pericardium and acute myocarditis	14	+	7	1.03	I30-I31,I40	420,422-423	0.0160
Heart failure	1,333	1,430	1,374	1.04	I50	428	0.0013
All other forms of heart disease	2,261	2,000	2,134	0.94	I26-I28,I34-I38,I42-I49,I51	415-417,424-427, 429.0-429.1,429.3- 429.9	0.0014
Essential (primary) hypertension and hypertensive renal disease	246	223	199	1.12	I10,I12	401,403	0.0050
Cerebrovascular diseases	3,849	3,851	3,637	1.06	I60-I69	430-434,436-438	0.0008
Atherosclerosis	243	252	262	0.96	I70	440	0.0025
Other diseases of circulatory system	605	610	645	0.95	I71-I78	441-448	0.0021
Aortic aneurysm and dissection	366	399	399	1.00	I71	441	0.0010
Other diseases of arteries, arterioles and capillaries	239	209	246	0.85	I72-I78	442-448	0.0053
Other disorders of circulatory system	77	+	88	1.03	I80-I99	451-459	0.0172
Influenza and pneumonia	1,423	1,333	1,909	0.70	J10-J18	480-487	0.0018
Influenza	117	104	103	1.01	J10-J11	487	0.0073
Pneumonia	1,306	1,256	1,806	0.70	J12-J18	480-486	0.0018
Other acute lower respiratory infections	13	+	19	0.97	J20-J22	466	0.0392

(continued)

+ Comparability-modified 1998 deaths are not calculated if the actual number of 1998 deaths was less than 100.

* Figure does not meet standards of reliability or precision.

--- Category not applicable.

Technical Notes

Table A2. ICD-10/ICD-9 Comparability Ratios for 113 Selected Causes of Death

CAUSE OF DEATH (Based on the Tenth Revision, International Classification of Diseases)	1999	1998		Comparability Ratio	ICD-10 Codes	ICD-9 Codes	Standard Error
	Actual Number	Compara- bility Modified	Actual Number				
Acute bronchitis and bronchiolitis	7	+	19	0.75	J20-J21	466	0.0264
Unspecified acute lower respiratory infection	6	+	0	*	J22	---	*
Chronic lower respiratory diseases	2,266	2,153	2,055	1.05	J40-J47	490-494,496	0.0009
Bronchitis, chronic and unspecified	19	+	45	0.39	J40-J42	490-491	0.0107
Emphysema	329	304	313	0.97	J43	492	0.0031
Asthma	85	+	93	0.89	J45-J46	493	0.0061
Other chronic lower respiratory diseases	1,833	1,760	1,604	1.10	J44,J47	494,496	0.0014
Pneumoconioses and chemical effects	13	+	12	1.02	J60-J66,J68	500-506	0.0099
Pneumonitis due to solids and liquids	359	267	239	1.12	J69	507	0.0048
Other diseases of respiratory system	411	437	374	1.17	J00-J06,J30-J39,J67,J70- J98	034.0,460-465, 470-478, 495,508-519	0.0052
Peptic ulcer	100	+	83	0.97	K25-K28	531-534	0.0045
Diseases of appendix	8	+	7	1.03	K35-K38	540-543	0.0242
Hernia	35	+	31	1.04	K40-K46	550-553	0.0154
Chronic liver disease and cirrhosis	402	402	388	1.04	K70,K73-K74	571	0.0027
Alcoholic liver disease	199	198	194	1.02	K70	571.0-571.3	0.0050
Other chronic liver disease and cirrhosis	203	204	194	1.05	K73-K74	571.4-571.9	0.0041
Cholelithiasis and other disorders of gallbladder	71	+	53	0.96	K80-K82	574-575	0.0060
Nephritis, nephrotic syndrome and nephrosis	677	710	576	1.23	N00-N07,N17-N19,N25- N27	580-589	0.0044
Acute and rapidly progressive nephritic and nephrotic syndrome	8	+	3	0.65	N00-N01,N04	580-581	0.0342
Chronic glomerulonephritis, nephritis and nephritis not specified as acute or chronic, and renal sclerosis unspecified	7	+	28	0.39	N02-N03,N05-N07,N26	582-583,587	0.0144

(continued)

+ Comparability-modified 1998 deaths are not calculated if the actual number of 1998 deaths was less than 100.

* Figure does not meet standards of reliability or precision.

--- Category not applicable.

Technical Notes

Table A2. ICD-10/ICD-9 Comparability Ratios for 113 Selected Causes of Death

CAUSE OF DEATH (Based on the Tenth Revision, International Classification of Diseases)	1999	1998		Comparability Ratio	ICD-10 Codes	ICD-9 Codes	Standard Error
	Actual Number	Comparability Modified	Actual Number				
Renal failure	661	704	544	1.29	N17-N19	584-586	0.0050
Other disorders of kidney	1	+	1	0.91	N25,N27	588-589	0.0867
Infections of kidney	21	+	15	1.01	N10-N12,N13.6,N15.1	590	0.0144
Hyperplasia of prostate	12	+	12	1.00	N40	600	0.0159
Inflammatory diseases of female pelvic organs	5	+	2	0.98	N70-N76	614-616	0.0410
Pregnancy, childbirth and the puerperium	4	+	6	*	O00-099	630-676	*
Certain conditions originating in the perinatal period	213	234	220	1.07	P00-P96	760-771.2,771.4-779	0.0033
Congenital malformations, deformations and chromosomal abnormalities	201	202	238	0.85	Q00-Q99	740-759	0.0055
Symptoms, signs and abnormal clinical and laboratory findings, not elsewhere classified	198	154	161	0.96	R00-R99	780-799	0.0034
Sudden infant death syndrome	55	+	45	1.04	R95	798.0	0.0040
All other diseases (Residual)	3,838	3,812	4,237	0.90	Residual	Residual	0.0015
Accidents	1,943	1,927	1,870	1.03	V01-X59, Y85-Y86	E800-E869,E880-E929	0.0014
Transport accidents	824	813	813	1.00	V01-V99, Y85	E800-E848, E929.0,E929.1	0.0006
Motor vehicle accidents	761	642	753	0.85	V02-V04, V09.0, V09.2, V12-V14,V19.0-V19.2, V19.4-V19.6,V20-V79, V80.3-V80.5,V81.0-V81.1, V82.0-V82.1,V83-V86, V87.0-V87.8,V88.0-V88.8, V89.0,V89.2	E810-E825	0.0027

(continued)

+ Comparability-modified 1998 deaths are not calculated if the actual number of 1998 deaths was less than 100.

* Figure does not meet standards of reliability or precision.

--- Category not applicable.

Technical Notes

Table A2. ICD-10/ICD-9 Comparability Ratios for 113 Selected Causes of Death

CAUSE OF DEATH (Based on the Tenth Revision, International Classification of Diseases)	1999	1998		Comparability Ratio	ICD-10 Codes	ICD-9 Codes	Standard Error
	Actual Number	Comparability Modified	Actual Number				
Other land transport accidents	32	+	9	14.13	V01,V05-V06, V09.1, V09.3-V09.9, V10-V11, V15-V18, V19.3, V19.8-V19.9, V80.0-V80.2, V80.6-V80.9,V81.2-V81.9, V82.2-V82.9, V87.9, V88.9,V89.1,V89.3,V89.9	E800-E807,E826-E829	0.9952
Water, air and space, and other and unspecified transport accidents and their sequelae	31	0	51	1.01	V90-V99,Y85	E830-E848, E929.0,E929.1	0.0209
Nontransport accidents	1,119	1,138	1,057	1.08	W00-X59,Y86	E850-E869,E880-E928,E929.2-E929.9	0.0035
Falls	595	437	520	0.84	W00-W19	E880-E888	0.0049
Accidental discharge of firearms	14	+	65	1.06	W32-W34	E922	0.0127
Accidental drowning and submersion	65	+	67	1.00	W65-W74	E910	0.0127
Accidental exposure to smoke, fire and flames	52	+	65	0.97	X00-X09	E890-E899	0.0089
Accidental poisoning and exposure to noxious Substances	139	127	143	0.89	X40-X49	E850-E869,E924.1	0.0191
Other and unspecified nontransport accidents and their sequelae	254	349	246	1.42	W20-W31, W35-W64, W75-W99,X10-X39, X50-X59,Y86	E900-E909, E911-E921, E923-E924.0, E924.8-E928, E929.2-E929.9	0.0123
Intentional self-harm (suicide)	598	593	593	1.00	X60-X84,Y87.0	E950-E959	0.0005
Intentional self-harm (suicide) by discharge of Firearms	301	312	312	1.00	X72-X74	E955.0-E955.4	0.0007
Intentional self-harm (suicide) by other and unspecified means and their sequelae	297	281	281	1.00	X60-X71,X75-X84,Y87.0	E950-E954, E955.5-E959	0.0023
Assault (homicide)	203	188	188	1.00	X85-Y09,Y87.1	E960-E969	0.0006
Assault (homicide) by discharge of firearms	129	114	114	1.00	X93-X95	E965.0-E965.4	0.0008

(continued)

+ Comparability-modified 1998 deaths are not calculated if the actual number of 1998 deaths was less than 100.

* Figure does not meet standards of reliability or precision.

--- Category not applicable.

Technical Notes

Table A2. ICD-10/ICD-9 Comparability Ratios for 113 Selected Causes of Death

CAUSE OF DEATH (Based on the Tenth Revision, International Classification of Diseases)	1999	1998		Comparability Ratio	ICD-10 Codes	ICD-9 Codes	Standard Error
	Actual Number	Comparability Modified	Actual Number				
Assault (homicide) by other and unspecified means and their sequelae	74	+	74	1.00	X85-X92,X96-Y09,Y87.1	E960-E964, E965.5-E969	0.0024
Legal intervention	4	+	5	*	Y35,Y89.0	E970-E978	*
Events of undetermined intent	48	+	49	*	Y10-Y34,Y87.2,Y89.9	E980-E989	*
Discharge of firearms, undetermined intent	3	+	3	*	Y22-Y24	E985.0-E985.4	*
Other and unspecified events of undetermined intent and their sequelae	45	+	46	*	Y10-Y21,Y25-Y34,Y87.2,Y89.9	E980-E984, E985.5-E989	*
Operations of war and their sequelae	0	+	0	*	Y36,Y89.1	E990-E999	*
Complications of medical and surgical care	48	+	52	*	Y40-Y84,Y88	E870-E879,E930-E949	*
Injury by firearms	451	450	450	1.00	W32-W34,X72-X74, X93-X95, Y22-Y24,Y35.0	E922, E955.0-E955.4, E965.0-E965.4, E970, E985.0-E985.4	0.0006
Drug-induced deaths	239	272	228	1.20	F11.0-F11.5,F11.7-F11.9, F12.0-F12.5,F12.7-F12.9, F13.0-F13.5, F13.7-F13.9, F14.0-F14.5, F14.7-F14.9, F15.0-F15.5, F15.7-F15.9, F16.0-F16.5, F16.7-F16.9, F17.0, F17.3-F17.5, F17.7-F17.9, F18.0-F18.5, F18.7-F18.9, F19.0-F19.5, F19.7-F19.9, X40-X44, X60-X64, X85, Y10-Y14	292,304, 305.2-305.9, E850-E858, E950.0-E950.5,E962.0, E980.0-E980.5	0.0225
Alcohol-induced deaths	348	370	382	0.97	F10,G31.2,G62.1,I42.6, K29.2,K70,R78.0,X45,X65, Y15	291,303,305.0,357.5, 425.5,535.3,571.0- 571.3,790.3,E860	0.0025

Source: Bureau of Health Information, Division of Health Care Financing, Department of Health and Family Services. The comparability ratio for each cause of death is from the National Center for Health Statistics, December 5, 2000.

+ Comparability-modified 1998 deaths are not calculated if the actual number of 1998 deaths was less than 100.

* Figure does not meet standards of reliability or precision.

--- Category not applicable.

