

2012

Wisconsin
Deaths



State Vital Records Office
Office of Health Informatics
Division of Public Health
Wisconsin Department of Health Services

Page Intentionally Left Blank

Wisconsin Deaths

2012

April 2014

*Office of Health Informatics
Division of Public Health
Wisconsin Department of Health Services*

Foreword

This report, *Wisconsin Deaths, 2012*, presents key information about deaths of Wisconsin residents that occurred in 2012 and previous years. Information is included on the number and rate of deaths overall and by age, sex and cause. *Wisconsin Deaths* has been published annually since the 1995 data year, and replaced the earlier report series *Vital Statistics* (data years 1984-1994), *Public Health Statistics* (1952-1983), and *Annual Report of Morbidity and Mortality* (1948-1951).

The source of data for this report is death certificates filed with the State Registrar, Vital Records Section, Office of Health Informatics, Division of Public Health, Wisconsin Department of Health Services.

The Office of Health Informatics would like to recognize the following: local Register of Deeds offices and the Milwaukee and West Allis city health offices (for registering deaths), coroners and medical examiners (for certifying causes of death), hospitals and physicians (for certifying deaths), and funeral directors (for filing death certificates). We would also like to acknowledge and thank other states and countries for submitting data on deaths of Wisconsin residents that occurred in those places.

The Department of Health Services produced this publication. Staff of the Vital Records Registration and Statistics Unit, Office of Health Informatics, collected and compiled the death records. Joyce Knapton prepared the report and wrote the narrative. Patricia Nametz, Bureau of Operations in the Division of Public Health, edited the report. Draft review and comments were provided by Karl Pearson in the Office of Health Informatics. The report was prepared under the supervision of Oskar Anderson, State Registrar, Vital Records Section, and Director of the Office of Health Informatics.

Death, birth, hospitalization and other health-related statistical information for Wisconsin is also available through the Internet on the Department of Health Services website, at <http://dhs.wisconsin.gov/stats>. Wisconsin Interactive Statistics on Health (WISH) is a data query system that allows users to obtain death and other data tailored to their specifications, at <http://dhs.wisconsin.gov/wish>.

Comments, suggestions and requests for additional data may be addressed to:

Joyce Knapton
Office of Health Informatics
Division of Public Health
Department of Health Services
P.O. Box 309
Madison, WI 53701-0309
Telephone: (608) 267-7815
Email: Joyce.Knapton@dhs.wisconsin.gov

Suggested citation:

Wisconsin Department of Health Services, Division of Public Health, Office of Health Informatics. *Wisconsin Deaths, 2012* (P-45368-12). April 2014.

Note: This report is available on the Web at: <http://dhs.wisconsin.gov/deaths/>.

Table of Contents

Foreword	ii
Introduction	1
Key Findings	2
Deaths and Death Rates	
Table 1. Deaths and Death Rates, Wisconsin and U.S., Selected Years	3
Table 2. Deaths and Death Rates by Age and Sex, 2012	4
Table 3. Population, Deaths and Death Rates by Region of Residence, 2012	5
Table 4. Deaths by County of Residence, 2003-2012	6
Table 5. Deaths by County of Residence and Selected Minor Civil Divisions, 2012	8
Table 6. Deaths by County of Residence and Occurrence, 2012	12
Table 7. Deaths by Disposition of Body, 2003-2012	13
Table 8. Autopsies Performed by Age of Decedent, Selected Years, 1980-2012	14
Table 9. Deaths by Injury at Work by Age, Sex, Race and Hispanic Origin, 2012	15
Map 1. Number of Infant Deaths by County of Residence, 2012	16
Figure 1. Death Rates from Diseases of the Heart by Selected Age Groups and Sex, 2012	17
Figure 2. Death Rates from Malignant Neoplasms (Cancer) by Selected Age Groups and Sex, 2012	18
Figure 3. Death Rates from Cerebrovascular Diseases (Stroke) by Selected Age Groups and Sex, 2012	19
Figure 4. Death Rates from Accidents (excluding Medical/Surgical Complications) by Selected Age Groups and Sex, 2012	20
Cause of Death	
Table 10. Summary Categories of Cause of Death, 2012	21
Table 11. Leading Underlying Causes of Death by Age, 2011 and 2012	22
Table 12. Leading Underlying Causes of Death for Males, by Age, 2011 and 2012	25
Table 13. Leading Underlying Causes of Death for Females, by Age, 2011 and 2012	28
Table 14. Deaths by Underlying Cause of Death, Age and Sex, 2012	31
Table 15. Deaths by Underlying Cause of Death, Race and Sex, 2012	37
Table 16. Deaths by Underlying Cause of Death, Ethnicity and Sex, 2012	39
Table 17. Leading Underlying Causes of Death by Race, 2011 and 2012	40
Table 18. Leading Underlying Causes of Death for Males by Race, 2011 and 2012	42
Table 19. Leading Underlying Causes of Death for Females by Race, 2011 and 2012	44
Table 20. Leading Underlying Causes of Death by Ethnicity, 2011 and 2012	46
Table 21. Leading Underlying Causes of Death for Males by Ethnicity, 2011 and 2012	47
Table 22. Leading Underlying Causes of Death for Females by Ethnicity, 2011 and 2012	48
Table 23. Deaths by Underlying Cause of Death and County of Residence, 2012	49
Table 24. Deaths by Leading Specific Underlying Cause, 2012	56
Technical Notes	
Reporting Requirements	80
International Classification of Disease (ICD-10) Groupings	81
Map 2. Department of Health Services Regions	86
Table A1. Wisconsin Population Estimates by Age and Sex, July 1, 2012	87
Table A2. Wisconsin Population Estimates by Age and Sex, July 1, 2011	88
Table A3. Wisconsin Population Estimates by Race, Ethnicity and Sex, July 1, 2012	89
Table A4. Wisconsin Life Expectancy by Sex and Age Group, 2010-2012	90
Table A5. Wisconsin Population Estimates by County, July 1, 2012	91

Introduction

All tables and figures in this report present Wisconsin resident data (deaths of Wisconsin residents). This means that deaths have been assigned to the area where the person lived (usually legal residence), regardless of where the death occurred. Most of the deaths reported in this publication occurred in Wisconsin, although the State Vital Records Office receives death certificates of Wisconsin residents from other states and countries as well.

Chapter 69, Wisconsin Statutes, authorizes the Department of Health Services to supervise and direct the collection of death data. This statute also indicates how local registrars are to collect and file certificates for deaths that occur in their jurisdictions.

Beginning with 1999 data, causes of death have been coded using the International Classification of Diseases, Tenth Revision (ICD-10). ICD-10 replaced the ICD-9 that was used to code death data for the years 1979-1998. ICD-10 is a classification system that was developed collaboratively by the World Health Organization (WHO) and 10 international centers to reflect advances in medical science and changes in diagnostic terminology, and to promote international comparability in the presentation of mortality statistics.

A comparability table has been prepared to assist the reader in comparing numbers of deaths by cause between 1999 (and subsequent years) and the years before 1999. The table is available through the Internet on the Department of Health Services website at: <http://dhs.wisconsin.gov/deaths/>.

Key Findings

- In 2012, there were 48,225 deaths of Wisconsin residents, 125 more than in 2011.
- In 2012, the Wisconsin death rate (deaths per 1,000 population) was 8.4, identical to the 2011 death rate.
- Age-specific death rates for males exceed death rates for females at all ages. However, among persons aged 85 and older, the number of female deaths is greater than the number of male deaths (even though male death rates remain higher). This is because many more females than males live past the age of 85.
- In 2012, cremations again exceeded burials as a percentage of Wisconsin deaths. Cremations constituted 49% of dispositions in 2012 (compared to 47% in 2011 and 31% in 2003); burials constituted 44% of total deaths in 2012 (compared to 46% in 2011 and 60% in 2003).
- The number of infant deaths (deaths before one year of age) decreased from 427 in 2011 to 385 in 2012.
- A total of 50 deaths were reported on death certificates as due to injuries at work in 2012; this was higher than the 2011 total (37).
- As in 2011, the two leading causes of death in 2012 were diseases of the heart and malignant neoplasms (cancer). These two causes of death accounted for 47% of total deaths among Wisconsin residents. The third leading cause of death in 2012 was accidents, but in 2011 it was chronic lower respiratory diseases.
- Accidents were the leading underlying cause of death among males ages 1-44. For males aged 45 and older, cancer and heart disease were the two leading causes of death.
- Accidents were the leading underlying cause of death among females ages 1-44. Cancer was the leading cause of death among women ages 45-84. For women 85 years of age and older, heart disease was the leading cause.
- Cancer and diseases of the heart were the two leading underlying causes of death in each race group. In 2012, cancer accounted for 23% of deaths among African Americans and whites, 22% of deaths among American Indians, and 26% of deaths among Asians. Diseases of the heart accounted for 22% of deaths among African Americans, 24% of deaths among whites, 16% of deaths among American Indians, and 13% of deaths among Asians.
- Accidents were the third leading cause of death among white and American Indian males. Homicide was the third leading cause of death for African American males, and cerebrovascular disease was the third leading cause for Asian males.
- Among females in every race group, diseases of the heart and malignant neoplasms (cancer) were the two leading underlying causes of death in 2012.
- Cancer and diseases of the heart were the leading causes of death among Hispanics/Latinos in 2012. Cancer accounted for 22% of deaths among Hispanics/Latinos and 23% of deaths among non-Hispanics in 2012.
- There were six maternal deaths in 2012, fewer than in 2011 (13). Maternal deaths are deaths attributed to pregnancy-related health conditions or events of delivery.

Deaths and Death Rates

Table 1. Deaths and Death Rates, Wisconsin and United States, Selected Years, 1910-2012

Year	Number of Wisconsin Deaths	Wisconsin Death Rate	U.S. Death Rate
1910	28,213	12.1	14.7
1915	26,676	10.7	13.5
1920	29,859	11.3	13.0
1925	29,380	10.5	11.8
1930	30,488	10.4	11.3
1935	30,404	10.0	10.9
1940	31,457	10.0	10.8
1945	31,776	10.7	10.6
1950	33,573	9.7	9.6
1955	35,250	9.6	9.3
1960	38,121	9.6	9.5
1965	40,146	9.5	9.4
1970	40,820	9.2	9.5
1975	39,916	8.8	8.9
1980	40,801	8.7	8.8
1985	41,434	8.7	8.7
1990	42,655	8.7	8.6
1995	45,037	8.8	8.8
2000	46,405	8.7	8.7
2005	46,544	8.3	8.3
2010	47,212	8.3	8.0
2011	48,100	8.4	8.1
2012	48,225	8.4	---

Source: Wisconsin data are from the Office of Health Informatics, Division of Public Health, Department of Health Services. U.S. death rates through 1995 are final data from the *Monthly Vital Statistics Reports* of the National Center for Health Statistics; this report is now titled *National Vital Statistics Reports*. U.S. death rates for 2000-2010 are final data from the *National Vital Statistics Reports*. The U.S. death rate for 2011 was taken from *National Vital Statistics Reports*, "Deaths: Preliminary Data for 2011," Volume 61, No. 6, October 10, 2012. There was no 2012 U.S. death rate available as this report was being prepared.

Note: Rates shown here are deaths per 1,000 population.

- In 2012, there were 48,225 deaths of Wisconsin residents, 125 more than in 2011.
- In 2012, the Wisconsin death rate (deaths per 1,000 population) was 8.4, identical to the 2011 death rate.

Deaths and Death Rates

Table 2. Deaths and Death Rates by Age and Sex, Wisconsin 2012

Age Group	Total		Male		Female	
	Number of Deaths	Death Rate	Number of Deaths	Death Rate	Number of Deaths	Death Rate
All Ages	48,225	843.8	23,721	836.0	24,504	851.5
Under 1	385	572.7	198	574.1	187	571.1
1-4	50	17.7	27	18.7	23	16.6
5-9	41	11.2	23	12.3	18	10.1
10-14	49	13.2	30	15.8	19	10.4
15-19	193	49.6	137	68.8	56	29.5
20-24	303	77.6	224	112.7	79	41.2
25-29	346	94.3	258	138.2	88	48.8
30-34	348	95.1	238	127.8	110	61.2
35-39	408	123.5	264	157.7	144	88.4
40-44	653	177.7	379	204.3	274	150.5
45-49	1,033	253.4	602	294.9	431	211.8
50-54	1,823	412.8	1,120	509.0	703	317.3
55-59	2,439	603.7	1,491	739.8	948	468.3
60-64	3,039	892.8	1,835	1,085.5	1,204	702.6
65-69	3,462	1,357.9	1,983	1,603.3	1,479	1,126.7
70-74	4,031	2,186.7	2,266	2,618.1	1,765	1,804.9
75-79	5,060	3,542.7	2,677	4,403.2	2,383	3,011.1
80-84	6,894	6,756.2	3,464	7,177.8	3,430	5,001.5
85-89	8,043	10,159.2	3,486	12,300.6	4,557	8,965.2
90-94	6,283	18,174.7	2,221	22,366.6	4,062	16,485.4
95 +	3,341	32,819.3	797	39,068.6	2,544	31,253.1

Source: Office of Health Informatics, Division of Public Health, Department of Health Services. For the population data used to calculate rates, see Technical Notes, page 87.

Note: Rates by age and sex are deaths per 100,000 population in that age group or age/sex group. There was one male death for which age is unknown; it is included in the total only.

- Age-specific death rates generally increase with age, except that the death rate for infants (under age one) is higher than that for children in other age groups.
- Age-specific death rates for males exceed death rates for females at all ages. However, among persons aged 85 and older, the number of female deaths is greater than the number of male deaths (even though male death rates remain higher). This is because many more females than males live past the age of 85.

Table 3. Population, Deaths and Death Rates by Region of Residence, Wisconsin 2012

DHS Regions	Estimated Population	Number of Deaths	Death Rate
State Total	5,715,331	48,225	843.8
Northeastern	1,231,356	10,686	867.8
Northern	487,753	4,715	966.7
Southeastern	2,111,283	17,607	833.9
Southern	1,105,921	8,606	778.2
Western	779,018	6,610	848.5

Source: Office of Health Informatics, Division of Public Health, Department of Health Services.

Notes: Population numbers may not sum to total due to rounding. Rates shown here are deaths per 100,000 population. For a map of the Department of Health Services Regions, see Technical Notes, page 86. Effective with 2003 data, Vernon County is included in the Southern Region instead of the Western Region. There is one death included in the state total for which county of residence is unknown.

- In 2012, death rates ranged from a low of 778.2 per 100,000 population in the Department of Health Services' Southern Region to a high of 966.7 in the Northern Region. Differences in the death rate by region reflect many factors, including the age distribution of the region's population.

Deaths and Death Rates

Table 4. Deaths by County of Residence, Wisconsin 2003–2012

	2003	2004	2005	2006	2007	2008	2009	2010	2011	2012
State Total	46,040	45,488	46,544	46,051	46,117	46,526	45,598	47,212	48,100	48,225
Adams	239	220	225	218	250	202	227	255	237	222
Ashland	191	210	205	164	203	188	172	188	182	161
Barron	474	431	487	484	467	452	461	482	513	518
Bayfield	127	145	149	129	157	146	180	152	135	162
Brown	1,565	1,559	1,626	1,619	1,641	1,684	1,573	1,610	1,848	1,808
Buffalo	145	111	117	117	116	140	123	146	121	116
Burnett	193	174	182	181	166	153	144	135	164	158
Calumet	235	273	265	252	288	277	303	284	296	321
Chippewa	497	464	522	465	507	501	513	485	520	482
Clark	348	353	339	312	296	339	325	354	311	316
Columbia	485	496	498	465	502	502	480	514	521	502
Crawford	175	165	169	175	178	162	164	156	182	187
Dane	2,657	2,633	2,648	2,606	2,777	2,746	2,742	2,858	2,946	3,025
Dodge	919	823	826	871	871	844	841	913	838	841
Door	290	289	314	274	286	312	329	311	314	331
Douglas	450	448	425	448	439	415	394	397	409	419
Dunn	262	270	260	287	288	313	284	305	302	284
Eau Claire	687	700	704	772	719	708	697	703	781	761
Florence	53	54	45	51	46	56	48	66	44	35
Fond du Lac	866	887	1,000	941	932	915	842	902	912	910
Forest	109	101	103	128	120	120	106	109	115	116
Grant	496	506	484	518	511	477	466	504	506	429
Green	324	305	316	301	331	315	334	313	341	333
Green Lake	246	223	230	237	190	255	224	201	207	236
Iowa	189	202	177	197	185	204	164	208	216	194
Iron	92	89	110	78	85	76	87	83	76	89
Jackson	212	214	189	176	202	164	170	180	203	199
Jefferson	620	588	608	572	577	641	624	615	572	649
Juneau	311	279	278	267	277	269	258	274	275	267
Kenosha	1,266	1,295	1,253	1,260	1,306	1,254	1,215	1,272	1,385	1,368
Kewaunee	171	184	182	181	195	167	183	147	173	185
La Crosse	875	892	818	904	936	906	904	923	968	977
Lafayette	156	141	130	136	142	153	133	146	130	129
Langlade	236	244	233	216	242	251	228	202	228	231
Lincoln	294	287	316	296	286	322	290	300	326	328
Manitowoc	751	763	742	792	817	821	772	824	806	796

(continued)

Deaths and Death Rates

Table 4. Deaths by County of Residence, Wisconsin 2003–2012

	2003	2004	2005	2006	2007	2008	2009	2010	2011	2012
Marathon	946	925	976	932	1,035	1,092	1,019	1,100	1,162	1,111
Marinette	524	473	493	520	482	466	450	452	509	504
Marquette	169	167	185	180	159	155	161	179	158	157
Menominee	34	44	45	26	37	42	47	36	38	34
Milwaukee	8,614	8,492	8,605	8,190	8,151	8,026	7,856	8,147	8,080	8,025
Monroe	415	407	399	382	384	421	401	390	415	432
Oconto	329	327	327	323	315	349	347	356	350	318
Oneida	355	422	421	421	422	385	429	425	442	435
Outagamie	1,147	1,113	1,194	1,141	1,190	1,188	1,143	1,218	1,300	1,192
Ozaukee	620	635	605	678	690	679	688	744	672	753
Pepin	90	70	66	70	76	56	81	81	59	67
Pierce	228	232	229	215	232	249	242	231	203	253
Polk	419	397	401	404	406	448	409	401	377	394
Portage	417	454	491	459	481	460	448	477	504	510
Price	202	215	200	182	192	182	159	161	170	162
Racine	1,492	1,498	1,537	1,607	1,495	1,600	1,517	1,628	1,654	1,735
Richland	180	166	164	169	183	183	177	160	190	182
Rock	1,308	1,306	1,409	1,402	1,267	1,335	1,311	1,379	1,416	1,471
Rusk	170	176	191	167	147	158	159	170	169	189
St. Croix	464	413	429	435	443	473	519	541	525	530
Sauk	507	511	505	523	563	573	552	582	584	569
Sawyer	189	153	184	204	172	188	189	170	189	199
Shawano	445	422	448	429	413	448	375	449	438	429
Sheboygan	992	1,037	1,089	1,098	991	1,014	1,021	1,001	1,064	1,104
Taylor	172	159	196	149	175	195	191	198	176	145
Trempealeau	318	260	280	295	331	288	262	264	254	287
Vernon	286	271	324	281	296	294	294	270	319	255
Vilas	240	223	235	271	274	291	282	242	304	272
Walworth	788	871	860	845	806	789	844	836	891	848
Washburn	173	174	193	179	163	174	194	195	211	228
Washington	892	872	868	874	924	903	940	997	998	1,033
Waukesha	2,743	2,715	2,903	2,914	2,731	3,037	2,913	3,084	2,969	3,196
Waupaca	711	653	677	714	685	676	697	709	732	699
Waushara	268	296	237	246	271	249	223	259	272	290
Winnebago	1,315	1,247	1,258	1,321	1,272	1,330	1,355	1,397	1,473	1,372
Wood	672	674	745	714	731	679	702	762	730	759

Source: Office of Health Informatics, Division of Public Health, Department of Health Services.

Note: There was one death included in the 2012 total for which county of residence is unknown.

Deaths and Death Rates

Table 5. Deaths by County of Residence and Selected Minor Civil Divisions, Wisconsin 2012

STATE TOTAL	48,225	Kiel (C) (Pt.)	9	Monona (C)	69
Urban*	36,939	Menasha (C) (Pt.)	10	Mount Horeb (V)	58
Balance of County	11,286	New Holstein (C)	56	Oregon (T)	12
		Sherwood (V)	10	Oregon (V)	61
ADAMS	222	Balance of County	72	Pleasant Springs (T)	13
Rome (T)	17			Springfield (T)	8
Balance of County	205	CHIPPEWA	482	Stoughton (C)	182
		Bloomer (C)	41	Sun Prairie (C)	192
ASHLAND	161	Chippewa Falls (C)	185	Verona (C)	102
Ashland (C) (Pt.)	96	Eagle Point (T)	24	Waunakee (V)	96
Balance of County	65	Eau Claire (C) (Pt.)	6	Westport (T)	19
		Lafayette (T)	33	Windsor (T)	14
BARRON	518	Lake Hallie (V)	35	Balance of County	248
Barron (C)	58	Stanley (C)	17		
Rice Lake (C)	140	Wheaton (T)	7	DODGE	841
Rice Lake (T)	14	Balance of County	134	Ashippun (T)	13
Stanley (T)	18			Beaver Dam (C)	181
Balance of County	288	CLARK	316	Beaver Dam (T)	30
		Stanley (C)	1	Fox Lake (T)	9
BAYFIELD	162	Balance of County	315	Hartford (C) (Pt.)	1
Balance of County	162			Horicon (C)	38
		COLUMBIA	502	Juneau (C)	34
BROWN	1,808	Columbus (C) (Pt.)	50	Mayville (C)	65
Allouez (V)	125	Lodi (C)	32	Watertown (C) (Pt.)	138
Ashwaubenon (V)	139	Lodi (T)	18	Waupun (C) (Pt.)	88
Bellevue (V)	81	Pacific (T)	22	Balance of County	244
De Pere (C)	201	Portage (C)	127		
Green Bay (C)	847	Poynette (V)	22	DOOR	331
Hobart (V)	37	Balance of County	231	Sevastopol (T)	29
Howard (V) (Pt.)	88			Sturgeon Bay (C)	133
Lawrence (T)	18	CRAWFORD	187	Balance of County	169
Ledgeview (T)	43	Prairie du Chien (C)	86		
Pittsfield (T)	18	Balance of County	101	DOUGLAS	419
Pulaski (V) (Pt.)	27			Superior (C)	186
Scott (T)	24	DANE	3,025	Balance of County	233
Suamico (V)	54	Bristol (T)	14		
Wrightstown (V) (Pt.)	11	Burke (T)	8	DUNN	284
Balance of County	95	Cottage Grove (T)	9	Menomonie (C)	136
		Cottage Grove (V)	47	Menomonie (T)	10
BUFFALO	116	Cross Plains (V)	24	Balance of County	138
Mondovi (C)	48	DeForest (V)	64		
Balance of County	68	Dunn (T)	26	EAU CLAIRE	761
		Fitchburg (C)	103	Altoona (C)	74
BURNETT	158	Madison (C)	1,401	Eau Claire (C) (Pt.)	522
		Madison (T)	8	Pleasant Valley (T)	8
CALUMET	321	Marshall (V)	22	Seymour (T)	15
Appleton (C) (Pt.)	39	McFarland (V)	55	Union (T)	11
Brillion (C)	29	Middleton (C)	156	Washington (T)	31
Chilton (C)	58	Middleton (T)	14	Balance of County	100
Harrison (T)	38				

* "Urban" is the sum of incorporated places having a population of 2,500 or more according to the latest estimates available.

Deaths and Death Rates

FLORENCE	35	JUNEAU	267	MARATHON	1,111
FOND DU LAC	910	Mauston (C)	52	Kronenwetter (V)	28
Empire (T)	5	Necedah (T)	15	Marshfield (C) (Pt.)	24
Fond du Lac (C)	494	Balance of County	200	Mosinee (C)	32
Fond du Lac (T)	13	KENOSHA	1,368	Rib Mountain (T)	43
Friendship (T)	23	Bristol (T)	40	Rothschild (V)	49
No. Fond du Lac (V)	35	Kenosha (C)	958	Wausau (C)	455
Ripon (C)	90	Paddock Lake (V)	8	Weston (V)	123
Taycheedah (T)	15	Pleasant Prairie (V)	142	Balance of County	357
Waupun (C) (Pt.)	24	Randall (T)	25	MARINETTE	504
Balance of County	211	Salem (T)	65	Marinette (C)	145
FOREST	116	Somers (T)	38	Peshtigo (C)	90
GRANT	429	Twin Lakes (V)	42	Peshtigo (T)	28
Boscobel (C)	26	Wheatland (T)	12	Stephenson (T)	31
Fennimore (C)	37	Balance of County	38	Balance of County	210
Lancaster (C)	45	KEWAUNEE	185	MARQUETTE	157
Platteville (C)	79	Algoma (C)	46	MENOMINEE	34
Balance of County	242	Kewaunee (C)	51	Menominee (T)	34
GREEN	333	Luxemburg (V)	20	MILWAUKEE	8,025
Brodhead (C) (Pt.)	42	Balance of County	68	Bayside (V) (Pt.)	46
Monroe (C)	125	LA CROSSE	977	Brown Deer (V)	107
Balance of County	166	Campbell (T)	31	Cudahy (C)	169
GREEN LAKE	236	Holland (T)	11	Fox Point (V)	51
Berlin (C) (Pt.)	76	Holmen (V)	59	Franklin (C)	272
Balance of County	160	La Crosse (C)	523	Glendale (C)	170
IOWA	194	Onalaska (C)	162	Greendale (V)	145
Dodgeville (C)	48	Onalaska (T)	20	Greenfield (C)	470
Balance of County	146	Shelby (T)	27	Hales Corners (V)	97
IRON	89	West Salem (V)	78	Milwaukee (C) (Pt.)	4,515
JACKSON	199	Balance of County	66	Oak Creek (C)	275
Black River Falls (C)	89	LAFAYETTE	129	Shorewood (V)	57
Brockway (T)	16	LANGLADE	231	South Milwaukee (C)	262
Balance of County	94	Antigo (C)	113	St. Francis (C)	104
JEFFERSON	649	Balance of County	118	Wauwatosa (C)	507
Ft. Atkinson (C)	134	LINCOLN	328	West Allis (C)	687
Ixonia (T)	26	Merrill (C)	152	West Milwaukee (V)	31
Jefferson (C)	114	Merrill (T)	14	Whitefish Bay (V)	51
Johnson Creek (V)	16	Tomahawk (C)	56	Balance of County	9
Koshkonong (T)	31	Balance of County	106	MONROE	432
Lake Mills (C)	52	MANITOWOC	796	Sparta (C)	134
Oakland (T)	13	Kiel (C) (Pt.)	31	Sparta (T)	39
Waterloo (C)	16	Manitowoc (C)	453	Tomah (C)	121
Watertown (C) (Pt.)	102	Two Rivers (C)	134	Balance of County	138
Whitewater (C) (Pt.)	4	Balance of County	178	OCONTO	318
Balance of County	141			Chase (T)	11
				Little Suamico (T)	14
				Oconto (C)	60
				Oconto Falls (C)	37
				Balance of County	196

Deaths and Death Rates

ONEIDA	435	PORTAGE	510	North Hudson (V)	10
Minocqua (T)	51	Hull (T)	17	Richmond (T)	8
Newbold (T)	21	Plover (V)	81	River Falls (C) (Pt.)	45
Pelican (T)	17	Stevens Point (C)	229	Somerset (T)	16
Pine Lake (T)	31	Stockton (T)	18	Somerset (V)	10
Rhineland (C)	136	Balance of County	165	St. Joseph (T)	11
Balance of County	179			Star Prairie (T)	11
		PRICE	162	Troy (T)	12
OUTAGAMIE	1,192			Balance of County	157
Appleton (C) (Pt.)	419	RACINE	1,735		
Buchanan (T)	29	Burlington (C) (Pt.)	156	SAUK	569
Center (T)	17	Burlington (T)	36	Baraboo (C)	138
Combined Locks (V)	18	Caledonia (V)	183	Lake Delton (V)	26
Dale (T)	14	Dover (T)	42	Prairie du Sac (V)	24
Ellington (T)	9	Mt. Pleasant (V)	250	Reedsburg (C)	113
Freedom (T)	30	Norway (T)	55	Sauk City (V)	51
Grand Chute (T)	176	Racine (C)	741	Balance of County	217
Greenville (T)	44	Raymond (T)	18		
Hortonville (V)	20	Rochester (T)	11	SAWYER	199
Kaukauna (C)	152	Sturtevant (V)	53	Hayward (T)	44
Kimberly (V)	54	Union Grove (V)	68	Balance of County	155
Little Chute (V)	64	Waterford (T)	27		
New London (C) (Pt.)	10	Waterford (V)	54	SHAWANO	429
Oneida (T)	23	Yorkville (T)	10	Shawano (C)	149
Seymour (C)	43	Balance of County	31	Wescott (T)	27
Wrightstown (V) (Pt.)	1			Balance of County	253
Balance of County	69	RICHLAND	182		
		Richland Center (C)	81	SHEBOYGAN	1,104
OZAUKEE	753	Balance of County	101	Greenbush (T)	11
Cedarburg (C)	156			Howards Grove (V)	14
Cedarburg (T)	21	ROCK	1,471	Lima (T)	14
Grafton (T)	27	Beloit (C)	387	Oostburg (V)	20
Grafton (V)	86	Beloit (T)	56	Plymouth (C)	124
Mequon (C)	221	Brodhead (C) (Pt.)	5	Plymouth (T)	41
Port Washington (C)	109	Edgerton (C) (Pt.)	66	Sheboygan (C)	585
Saukville (V)	32	Evansville (C)	49	Sheboygan (T)	25
Thiensville (V)	41	Fulton (T)	24	Sheboygan Falls (C)	105
Balance of County	60	Janesville (C)	585	Wilson (T)	9
		Janesville (T)	12	Balance of County	156
PEPIN	67	Milton (C)	50		
		Milton (T)	14	TAYLOR	145
PIERCE	253	Rock (T)	23	Medford (C)	49
Ellsworth (V)	31	Balance of County	200	Medford (T)	3
Prescott (C)	27			Balance of County	93
River Falls (C) (Pt.)	44	RUSK	189		
Balance of County	151	Ladysmith (C)	65	TREMPEALEAU	287
		Balance of County	124	Arcadia (C)	28
POLK	394			Balance of County	259
Alden (T)	8	ST. CROIX	530		
Amery (C)	81	Baldwin (V)	37	VERNON	255
Osceola (T)	9	Hudson (C)	116	Viroqua (C)	59
Osceola (V)	26	Hudson (T)	11	Balance of County	196
Balance of County	270	New Richmond (C)	86		

Deaths and Death Rates

VILAS	272	Kewaskum (V)	33	WAUPACA	699
Arbor Vitae (T)	26	Polk (T)	21	Clintonville (C)	64
Lac Du Flambeau (T)	42	Richfield (T)	2	Dayton (T)	21
Balance of County	204	Slinger (V)	50	Farmington (T)	189
		Trenton (T)	27	Mukwa (T)	12
WALWORTH	848	West Bend (C)	307	New London (C) (Pt.)	80
Bloomfield (C)	25	West Bend (T)	65	Waupaca (C)	107
Delavan (C)	75	Balance of County	91	Balance of County	226
Delavan (T)	39				
East Troy (T)	29	WAUKESHA	3,196	WAUSHARA	290
East Troy (V)	42	Brookfield (C)	420	Balance of County	290
Elkhorn (C)	104	Brookfield (T)	50		
Geneva (T)	35	Delafield (C)	50	WINNEBAGO	1,372
Genoa City (V)	17	Delafield (T)	27	Algoma (T)	30
Lake Geneva (C)	76	Elm Grove (V)	64	Appleton (C) (Pt.)	43
Lyons (T)	34	Genesse (T)	30	Clayton (T)	17
Sugar Creek (T)	30	Hartland (V)	78	Menasha (C) (Pt.)	109
Walworth (V)	36	Lisbon (T)	47	Menasha (T)	122
Whitewater (C) (Pt.)	82	Menomonee Falls (V)	378	Neenah (C)	240
Williams Bay (V)	33	Merton (T)	32	Neenah (T)	16
Balance of County	191	Merton (V)	10	Omro (C)	38
		Mukwonago (T)	30	Oshkosh (C)	609
WASHBURN	228	Mukwonago (V) (Pt.)	73	Balance of County	148
Spooner (C)	67	Muskego (C)	185		
Balance of County	161	New Berlin (C)	314	WOOD	759
		Oconomowoc (C)	167	Grand Rapids (T)	30
WASHINGTON	1,033	Oconomowoc (T)	53	Marshfield (C) (Pt.)	202
Addison (T)	14	Ottawa (T)	11	Nekoosa (C)	27
Barton (T)	18	Pewaukee (V)	94	Saratoga (T)	34
Erin (T)	15	Summit (T)	2	Wisc. Rapids (C)	292
Farmington (T)	13	Sussex (V)	60	Balance of County	174
Germantown (V)	137	Vernon (T)	31		
Hartford (C)	147	Wales (V)	11	UNKNOWN	1
Hartford (T)	17	Waukesha (C)	611	Balance of County	1
Jackson (T)	30	Waukesha (T)	29		
Jackson (V)	46	Balance of County	339		

Source: Office of Health Informatics, Division of Public Health, Department of Health Services.

Notes: Minor civil divisions are City (C), Village (V) and Township (T). Places located in more than one county are indicated by (Pt.) (an abbreviation of "Part").

Deaths and Death Rates

Table 6. Deaths by County of Residence and County of Occurrence, Wisconsin 2012

	Residence	Occurrence		Residence	Occurrence
State Total	48,225	48,168			
Adams	222	145	Marathon	1,111	1,279
Ashland	161	159	Marinette	504	524
Barron	518	464	Marquette	157	93
Bayfield	162	103	Menominee	34	20
Brown	1,808	2,205	Milwaukee	8,025	8,578
Buffalo	116	72	Monroe	432	408
Burnett	158	106	Oconto	318	228
Calumet	321	248	Oneida	435	489
Chippewa	482	383	Outagamie	1,192	1,252
Clark	316	193	Ozaukee	753	1,069
Columbia	502	440	Pepin	67	60
Crawford	187	160	Pierce	253	172
Dane	3,025	3,797	Polk	394	344
Dodge	841	752	Portage	510	428
Door	331	298	Price	162	144
Douglas	419	260	Racine	1,735	1,496
Dunn	284	243	Richland	182	144
Eau Claire	761	1,044	Rock	1,471	1,359
Florence	35	26	Rusk	189	133
Fond du Lac	910	917	St. Croix	530	466
Forest	116	80	Sauk	569	547
Grant	429	377	Sawyer	199	156
Green	333	315	Shawano	429	342
Green Lake	236	219	Sheboygan	1,104	1,059
Iowa	194	157	Taylor	145	122
Iron	89	54	Trempealeau	287	222
Jackson	199	169	Vernon	255	217
Jefferson	649	540	Vilas	272	177
Juneau	267	187	Walworth	848	715
Kenosha	1,368	1,353	Washburn	228	202
Kewaunee	185	106	Washington	1,033	891
La Crosse	977	1,324	Waukesha	3,196	3,255
Lafayette	129	84	Waupaca	699	609
Langlade	231	185	Waushara	290	192
Lincoln	328	270	Winnebago	1,372	1,544
Manitowoc	796	672	Wood	759	1,125

Source: Office of Health Informatics, Division of Public Health, Department of Health Services.

Notes: The “residence” column indicates the number of deaths among residents of the county, regardless of where the person died. The “occurrence” column indicates the number of deaths that occurred in that county, regardless of where the person resided. Statewide totals for the two columns differ because some Wisconsin resident deaths occur outside the state, and some deaths of non-residents occur within the state. There is one death included in the deaths by residence total for which county of residence is unknown.

Table 7. Deaths by Disposition of Body, Wisconsin 2003-2012

Disposition of Body	Years									
	2003	2004	2005	2006	2007	2008	2009	2010	2011	2012
TOTAL DEATHS	46,040	45,488	46,544	46,051	46,117	46,526	45,598	47,212	48,100	48,225
PERCENT	100.0	100.0	100.0	100.0	100.0	100.0	100.0	100.0	100.0	100.0
Burial	27,689	26,531	26,769	25,653	25,001	24,110	22,417	22,472	22,016	21,068
Percent	60.1	58.3	57.5	55.7	54.2	51.8	49.2	47.5	45.8	43.7
Cremation	14,287	15,044	15,884	16,550	17,337	18,687	19,636	21,183	22,546	23,686
Percent	31.0	33.1	34.1	35.9	37.6	40.2	43.1	44.9	46.9	49.1
Entombment	3,566	3,515	3,567	3,397	3,321	3,273	3,149	3,155	3,124	3,054
Percent	7.7	7.7	7.7	7.4	7.2	7.0	6.9	6.7	6.5	6.3
Donation	251	249	274	267	245	258	262	298	305	308
Percent	0.5	0.5	0.6	0.6	0.5	0.6	0.6	0.6	0.6	0.6
Unknown	247	149	50	184	213	198	134	104	109	109
Percent	0.5	0.3	0.1	0.4	0.5	0.4	0.3	0.2	0.2	0.2

Source: Office of Health Informatics, Division of Public Health, Department of Health Services.

Notes: Percents may not add to 100 due to rounding.

“Donation” means the body was donated for use in medical research and/or education.

“Entombment” means the casket is placed in an above-ground structure, such as a mausoleum.

“Unknowns” are due to reporting of Wisconsin resident deaths occurring in other states. Some states do not consistently report disposition of the body.

- In 2012, cremations again exceeded burials as a percentage of Wisconsin deaths. Cremations constituted 49 percent of dispositions in 2012 (compared to 47% in 2011 and 31% in 2003); burials constituted 44 percent of total deaths in 2012 (compared to 46% in 2011 and 60% in 2003).

Table 8. Autopsies Performed by Age of Decedent, Wisconsin, Selected Years, 1980–2012

Years	Total	Age			
		Under 1	1-44	45-64	65+
1980					
Autopsy	5,673	469	1,065	1,649	2,490
No Autopsy	35,010	290	1,742	5,590	27,388
Unknown	116	6	5	17	88
Total Deaths	40,801	765	2,812	7,256	29,966
Percent with Autopsy	14%	61%	38%	23%	8%
1990					
Autopsy	4,451	343	1,297	1,107	1,704
No Autopsy	38,062	264	1,471	5,020	31,307
Unknown	142	6	9	25	102
Total Deaths	42,655	613	2,777	6,152	33,113
Percent with Autopsy	10%	56%	47%	18%	5%
2000					
Autopsy	3,582	183	1,240	1,139	1,020
No Autopsy	42,607	273	1,508	5,306	35,520
Unknown	215	1	20	37	157
Total Deaths	46,405	457	2,768	6,482	36,697
Percent with Autopsy	8%	40%	45%	18%	3%
2010					
Autopsy	3,315	144	1,155	1,373	643
No Autopsy	43,864	249	1,187	6,668	35,760
Unknown	33		3	4	26
Total Deaths	47,212	393	2,345	8,045	36,429
Percent with Autopsy	7%	37%	49%	17%	2%
2012					
Autopsy	3,468	117	1,253	1,441	657
No Autopsy	44,722	267	1,136	6,888	36,431
Unknown	34	1	2	5	26
Total Deaths	48,225	385	2,391	8,334	37,114
Percent with Autopsy	7%	30%	52%	17%	2%

Source: Office of Health Informatics, Division of Public Health, Department of Health Services.

Notes: There were two deaths in 1980 and one death in years 2000 and 2012 for which age was unknown. These deaths are included in “Total Deaths” for each year.

- In 2012, an autopsy was performed in just 7 percent of deaths, compared with 14 percent in 1980.
- Autopsies are performed most frequently among children and young adults. In 2012, an autopsy was performed in 52 percent of deaths in which the decedent was aged 1-44.

Deaths and Death Rates

Table 9. Deaths by Injury at Work by Age, Sex, Race and Hispanic Origin, Wisconsin, 2012

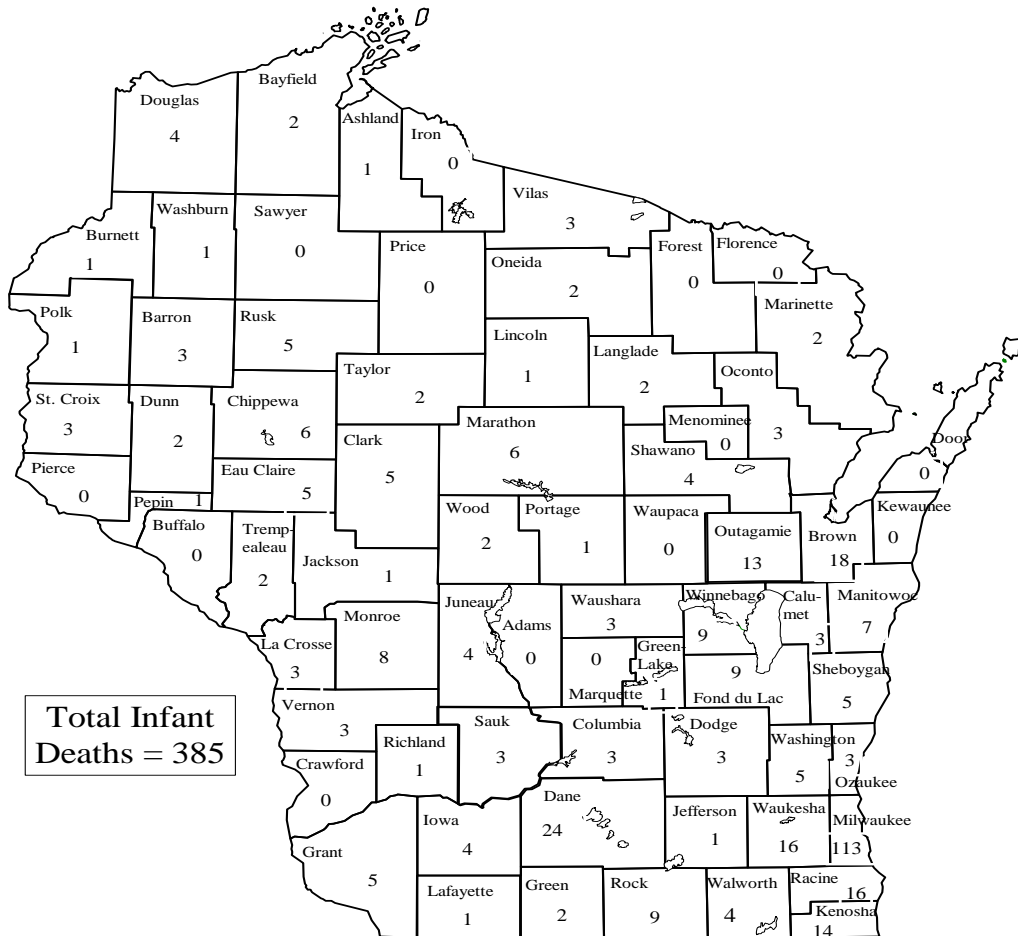
	Age							
	Less than 15	15 and over	15-24	25-34	35-44	45-54	55-64	65 and over
ALL RACES, Both Sexes	1	49	2	4	4	18	12	9
Male	1	42	2	4	1	15	12	8
Female	---	7	---	---	3	3	---	1
White, Both Sexes	1	45	1	4	4	17	10	9
Male	1	38	1	4	1	14	10	8
Female	---	7	---	---	3	3		1
Black, Both Sexes	---	---	---	---	---	---	---	---
Male	---	---	---	---	---	---	---	---
Female	---	---	---	---	---	---	---	---
Other, Both Sexes	---	4	1	---	---	1	2	---
Male	---	4	1	---	---	1	2	---
Female	---	---	---	---	---	---	---	---
Hispanic, Both Sexes	---	3	---	1	---	1	1	---
Male	---	3	---	1	---	1	1	---
Female	---	---	---	---	---	---	---	---
Non-Hispanic, Both Sexes	1	46	2	3	4	17	11	9
Male	1	38	2	3	1	14	10	8
Female	---	8	---	---	3	3	1	1

Source: Office of Health Informatics, Division of Public Health, Department of Health Services.

Notes: Race categories may include people of Hispanic origin; people of Hispanic origin may be of any race. This table shows the number of death certificates that specified that an injury at work contributed to the death, either as the underlying cause or as a contributing factor. Dashes (---) indicate there were no deaths in that category.

- A total of 50 deaths were reported on death certificates as due to injuries at work; this was higher than the 2011 total (37).
- Eighty-six percent of deaths due to injuries at work in 2012 were to males.

**Map 1. Number of Infant Deaths
By County of Residence, Wisconsin 2012**

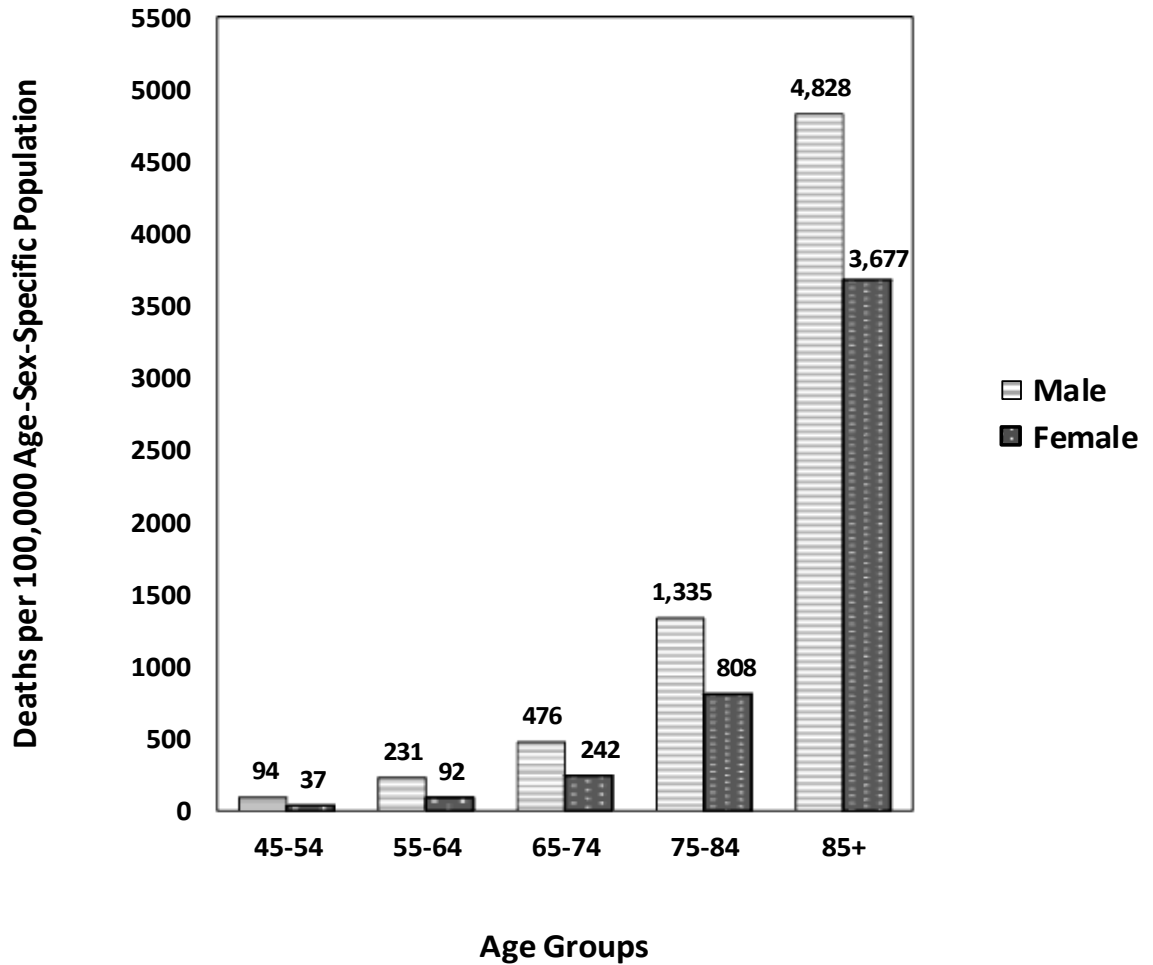


Source: Office of Health Informatics, Division of Public Health, Department of Health Services.

Notes: Infant deaths are those that occur before one year of age.
Refer to Table A5, page 91, for the population of each county.

- The number of infant deaths decreased from 427 in 2011 to 385 in 2012.
- Milwaukee County accounted for 29 percent of all infant deaths statewide in 2012, a higher percentage than in 2011 (27%). Milwaukee County had 21 percent of all Wisconsin resident births in 2012.

Figure 1. Heart Disease Death Rates by Selected Age Groups and Sex, Wisconsin 2012

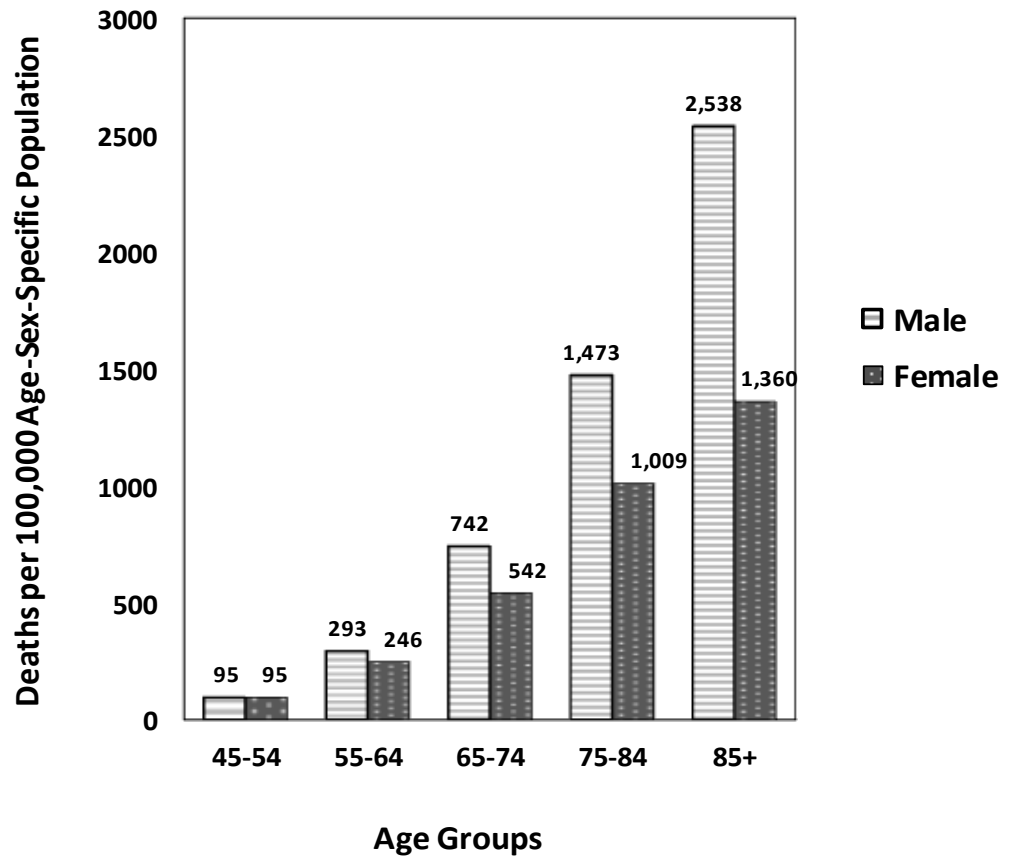


Source: Office of Health Informatics, Division of Public Health, Department of Health Services.

Note: The ICD-10 codes used for diseases of the heart are I00-I09, I11, I13, I20-I51.

- Death rates from diseases of the heart for males exceeded rates for females in all age groups.

Figure 2. Malignant Neoplasm (Cancer) Death Rates by Selected Age Groups and Sex, Wisconsin 2012

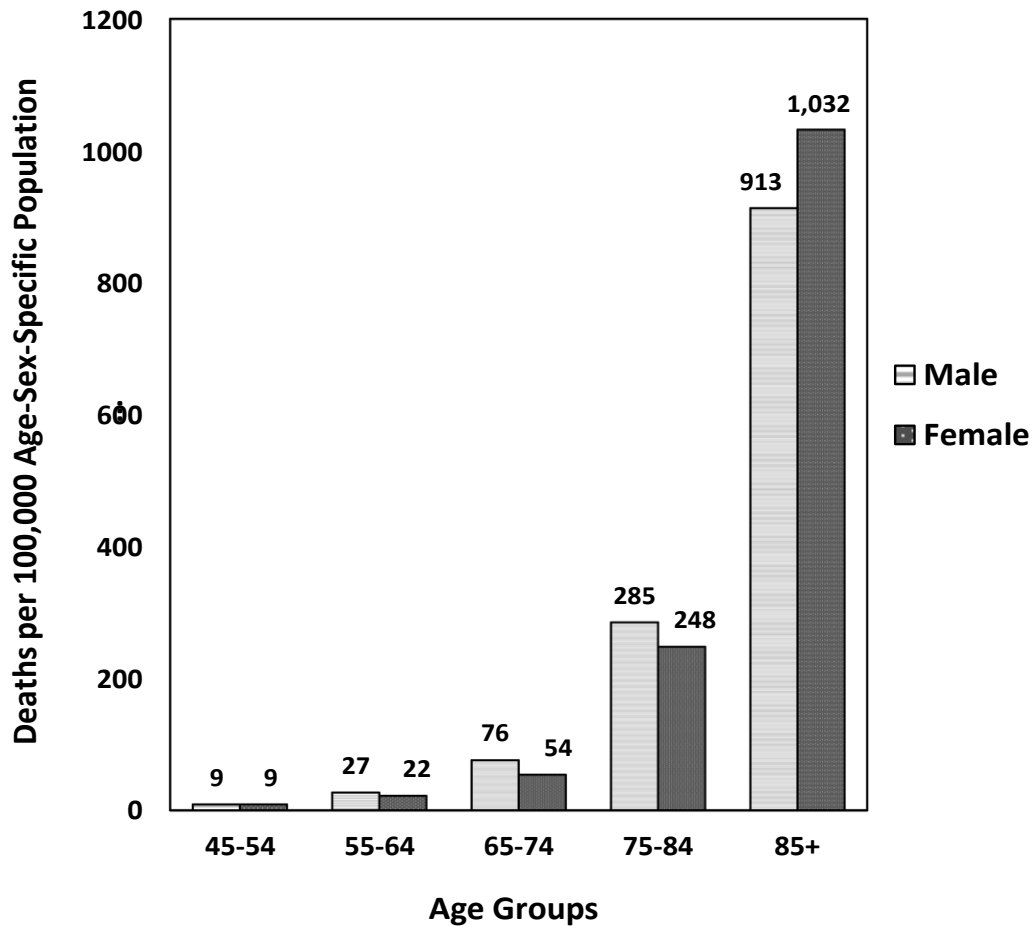


Source: Office of Health Informatics, Division of Public Health, Department of Health Services.

Note: The ICD-10 codes used for malignant neoplasms are C00-C97.

- Cancer death rates for males exceeded rates for females in all age groups except ages 45-54.

Figure 3. Cerebrovascular Diseases (Stroke) Death Rates by Selected Age Groups and Sex, Wisconsin 2012

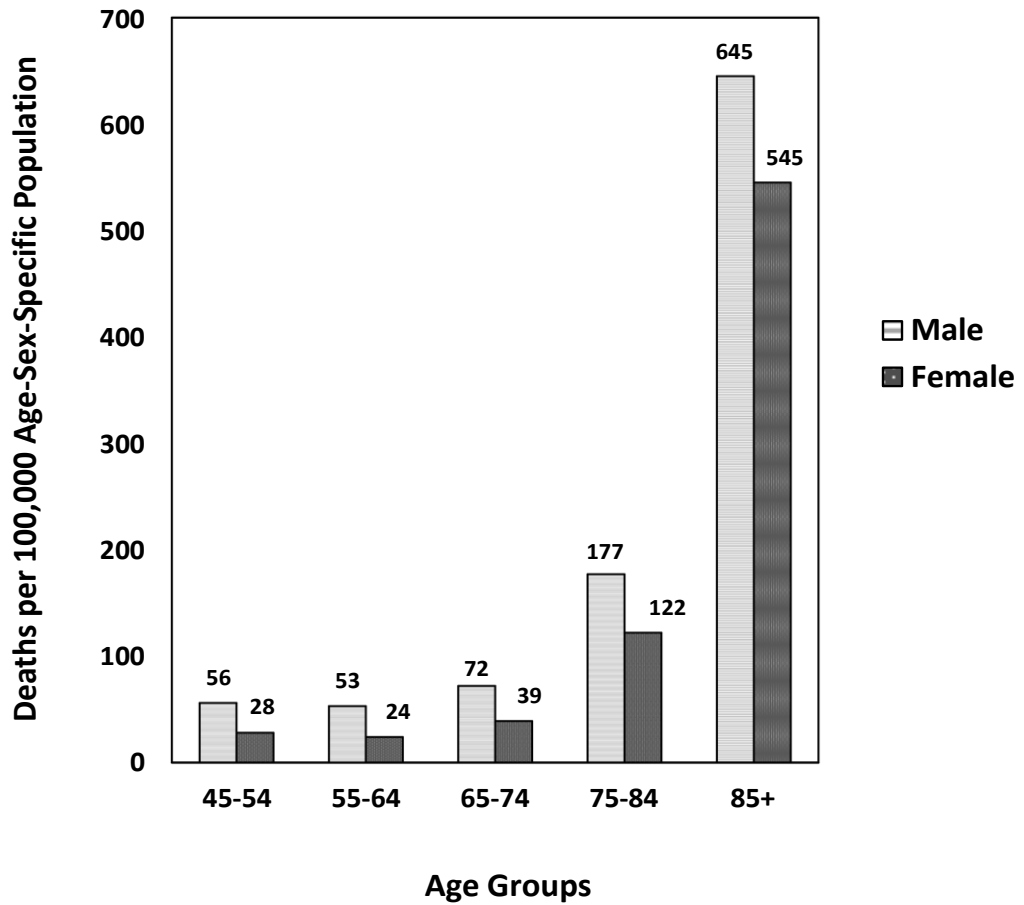


Source: Office of Health Informatics, Division of Public Health, Department of Health Services.

Note: The ICD-10 codes used for cerebrovascular diseases are I60-I69.

- Death rates from cerebrovascular diseases (strokes) for males exceeded rates for females in almost every age group. For ages 45-54, the rate was identical and for ages 85 and over, the female death rate was higher.

Figure 4. Accident Death Rates by Selected Age Groups and Sex, Wisconsin 2012



Source: Office of Health Informatics, Division of Public Health, Department of Health Services.

Note: The ICD-10 codes used for accidents (excluding medical/surgical complications) are V01-X59 and Y85-Y86.

- Accident death rates for males exceeded rates for females in all age groups.

Cause of Death

Table 10. Summary Categories of Cause of Death, Wisconsin 2012

	Immediate Cause of Death	Underlying Cause of Death	All-Mention Cause of Death
ALL CAUSES	48,225	48,225	103,484
Tuberculosis	2	3	6
Human Immunodeficiency Virus (HIV)	8	35	44
Malignant Neoplasms	9,607	11,185	12,186
Diabetes Mellitus	186	1,275	4,400
Alzheimer's Disease	1,211	1,642	2,007
Diseases of the Heart	12,089	11,249	18,658
Essential Hypertension and Hypertensive Renal Disease	126	408	5,508
Cerebrovascular Diseases	2,508	2,506	4,097
Atherosclerosis	125	138	670
Other Diseases of Circulatory System	320	425	1,145
Influenza and Pneumonia	2,014	1,000	3,290
Chronic Lower Respiratory Diseases	1,533	2,505	4,885
Peptic Ulcer	25	63	107
Chronic Liver Disease and Cirrhosis	257	559	776
Nephritis, Nephrotic Syndrome and Nephrosis	1,505	1,027	5,072
Pregnancy, Childbirth and the Puerperium	6	6	12
Certain Conditions Originating in Perinatal Period	218	194	266
Congenital Malform./Deform./Chromosomal Abnorm.	71	184	275
Sudden Infant Death Syndrome	30	29	30
Symptoms/Signs/Abnormal Clinical/Lab Findings	3,124	287	5,516
Motor Vehicle Accidents	2	615	623
All Accidents (except motor vehicle)	9	2,200	3,152
Intentional Self-Harm (Suicide)	---	734	736
Assault (Homicide)	1	185	186
All Other External Causes	---	70	76
All Other Diseases	13,248	9,701	29,761

Source: Office of Health Informatics, Division of Public Health, Department of Health Services.

Notes: The immediate cause of death is the final disease or condition resulting in death. The underlying cause of death is the disease or injury that initiated events resulting in death. All-mention cause of death includes all conditions listed on the death record, including those in the chain of events leading to death and others contributing to the death. Thus, the all-mention cause of death column will always have a higher total than the total number of deaths. For the ICD-10 codes used for each cause, see Technical Notes, page 84. Dashes (---) indicate there were no deaths in that category.

- The underlying cause is often referred to as the “cause of death.” For example, for 11,185 Wisconsin residents who died in 2012, a malignant neoplasm was listed as the underlying cause on the death certificate. For only 9,607 residents, a malignant neoplasm was indicated as the final disease or condition that caused the person to die (immediate cause). For 12,186 residents, a malignant neoplasm contributed to death (all-mention cause).

Cause of Death

Table 11. Leading Underlying Causes of Death by Age, Wisconsin 2011 and 2012

2011	Number	Rate	2012	Number	Rate
TOTAL, ALL AGES	48,100	843.4	TOTAL, ALL AGES	48,225	843.8
Malignant Neoplasms	11,516	201.9	Diseases of the Heart	11,249	196.8
Diseases of the Heart	11,233	197.0	Malignant Neoplasms	11,185	195.7
Chronic Lower Respiratory Dis.	2,628	46.1	Accidents (ex. med./surg. comp.)	2,789	48.8
Accidents (ex. med./surg. comp.)	2,615	45.8	Cerebrovascular Diseases	2,506	43.8
Cerebrovascular Diseases	2,546	44.6	Chronic Lower Respiratory Dis.	2,505	43.8
Alzheimer's Disease	1,806	31.7	Alzheimer's Disease	1,642	28.7
Diabetes Mellitus	1,179	20.7	Diabetes Mellitus	1,275	22.3
Influenza and Pneumonia	981	17.2	Nephritis/Nephrotic Syn./Nephrosis	1,027	18.0
Nephritis/Nephrotic Syn./Nephrosis	980	17.2	Influenza and Pneumonia	1,000	17.5
Intentional Self-Harm (Suicide)	737	12.9	Intentional Self-Harm (Suicide)	734	12.8
LESS THAN 1 YEAR	427	646.4	LESS THAN 1 YEAR	385	572.7
Dis Rel Short Gesta/Low Brthwgt	96	145.3	Dis. Rel. Short Gestation/Low Brthwgt.	94	139.8
Congenital Malformations, etc.	78	118.1	Congenital Malformations, etc.	82	122.0
Sudden Infant Death Syndrome	34	51.5	Sudden Infant Death Syndrome	29	43.1
Accidents (ex. med./surg. comp.)	26	39.4	Accidents (ex. med./surg. comp.)	19	
Newborn Affect. Mat. Comp. Preg.	25	37.8	Newborn Affect. Mat. Comp. Preg.	18	
Newborn Affect. Comp. Placenta	15		Newborn Affect. Comp. Placenta	16	
Septicemia	8		Neonatal Hemorrhage	9	
Bacterial Sepsis of Newborn	8		Respiratory Distress of Newborn	8	
Intrauter Hypoxia/Birth Asphyxia	7		Diarrhea/Gastroenteritis Infect. Origin	6	
Neonatal Hemorrhage	7		Bacterial Sepsis of Newborn	6	
1-14 YEARS	158	15.4	1-14 YEARS	140	13.7
Accidents (ex. med./surg. comp.)	37	3.6	Accidents (ex. med./surg. comp.)	47	4.6
Malignant Neoplasms	22	2.1	Malignant Neoplasms	15	
Congenital Malformations, etc.	22	2.1	Assault (Homicide)	14	
Assault (Homicide)	14		Congenital Malformations, etc.	10	
Intentional Self-Harm (Suicide)	8		Intentional Self-Harm (Suicide)	10	
Septicemia	5		Influenza and Pneumonia	5	
Chronic Lower Respiratory Disease	5		Diseases of the Heart	4	
Influenza and Pneumonia	4		Septicemia	2	
In Situ/Benign/Uncer. Neoplasms	3		In Situ/Benign/Uncer. Neoplasms	2	
Diseases of the Heart	3		Cerebrovascular Diseases	2	
15-24 YEARS	472	60.1	15-24 YEARS	496	63.6
Accidents (ex. med./surg. comp.)	213	27.1	Accidents (ex. med./surg. comp.)	222	28.5
Intentional Self-Harm (Suicide)	115	14.6	Intentional Self-Harm (Suicide)	99	12.7
Assault (Homicide)	35	4.5	Assault (Homicide)	60	7.7
Malignant Neoplasms	22	2.8	Malignant Neoplasms	28	3.6
Diseases of the Heart	14		Diseases of the Heart	11	
Congenital Malformations, etc.	12		Congenital Malformations, etc.	11	
Cerebrovascular Diseases	5		Diabetes Mellitus	5	
Influenza and Pneumonia	4		In Situ/Benign/Uncer. Neoplasms	2	
Chronic Lower Respiratory Disease	4		Influenza and Pneumonia	2	
Pregnancy, Childbirth and Puerperium	4		Chronic Lower Respiratory Disease	2	

(continued)

Cause of Death

Table 11. Leading Underlying Causes of Death by Age, Wisconsin 2011 and 2012

2011	Number	Rate	2012	Number	Rate
25-44 YEARS	1,688	117.4	25-44 YEARS	1,755	122.7
Accidents (ex. med./surg. comp.)	503	35.0	Accidents (ex. med./surg. comp.)	522	36.5
Malignant Neoplasms	251	17.5	Intentional Self-Harm (Suicide)	246	17.2
Intentional Self-Harm (Suicide)	234	16.3	Malignant Neoplasms	228	15.9
Diseases of the Heart	187	13.0	Diseases of the Heart	216	15.1
Assault (Homicide)	64	4.4	Assault (Homicide)	71	5.0
Chronic Liver Dis. and Cirrhosis	46	3.2	Chronic Liver Dis. and Cirrhosis	50	3.5
Diabetes Mellitus	34	2.4	Cerebrovascular Diseases	42	2.9
Cerebrovascular Diseases	24	1.7	Diabetes Mellitus	40	2.8
Influenza and Pneumonia	21	1.5	Influenza and Pneumonia	16	
Congenital Malformations, etc.	19		Congenital Malformations, etc.	15	
45-64 YEARS	8,459	530.4	45-64 YEARS	8,334	523.0
Malignant Neoplasms	3,001	188.2	Malignant Neoplasms	2,811	176.4
Diseases of the Heart	1,705	106.9	Diseases of the Heart	1,753	110.0
Accidents (ex. med./surg. comp.)	646	40.5	Accidents (ex. med./surg. comp.)	645	40.5
Chronic Liver Dis. and Cirrhosis	307	19.3	Chronic Liver Dis. and Cirrhosis	327	20.5
Chronic Lower Respiratory Dis.	304	19.1	Chronic Lower Respiratory Dis.	291	18.3
Intentional Self-Harm (Suicide)	286	17.9	Intentional Self-Harm (Suicide)	287	18.0
Diabetes Mellitus	264	16.6	Diabetes Mellitus	270	16.9
Cerebrovascular Diseases	261	16.4	Cerebrovascular Diseases	258	16.2
Nephritis/Nephrotic Syn./Nephrosis	100	6.3	Nephritis/Nephrotic Syn./Nephrosis	117	7.3
Influenza and Pneumonia	86	5.4	Influenza and Pneumonia	78	4.9
65-74 YEARS	7,344	1,785.4	65-74 YEARS	7,493	1,705.7
Malignant Neoplasms	2,868	697.1	Malignant Neoplasms	2,801	637.6
Diseases of the Heart	1,510	367.0	Diseases of the Heart	1,555	354.0
Chronic Lower Respiratory Dis.	500	121.5	Chronic Lower Respiratory Dis.	535	121.8
Cerebrovascular Diseases	319	77.5	Cerebrovascular Diseases	284	64.6
Diabetes Mellitus	241	58.6	Diabetes Mellitus	267	60.8
Accidents (ex. med./surg. comp.)	192	46.7	Accidents (ex. med./surg. comp.)	240	54.6
Nephritis/Nephrotic Syn./Nephrosis	134	32.6	Nephritis/Nephrotic Syn./Nephrosis	139	31.6
Chronic Liver Dis. and Cirrhosis	95	23.1	Chronic Liver Dis. and Cirrhosis	105	23.9
Influenza and Pneumonia	92	22.6	Influenza and Pneumonia	94	21.4
Septicemia	79	19.2	Septicemia	76	17.3
75-84 YEARS	12,022	4,654.1	75-84 YEARS	11,954	4,603.5
Malignant Neoplasms	3,175	1,229.1	Malignant Neoplasms	3,140	1,209.2
Diseases of the Heart	2,769	1,072.0	Diseases of the Heart	2,688	1,035.2
Chronic Lower Respiratory Dis.	957	370.5	Chronic Lower Respiratory Dis.	856	329.6
Cerebrovascular Diseases	698	270.2	Cerebrovascular Diseases	686	264.2
Alzheimer's Disease	457	176.9	Alzheimer's Disease	403	155.2
Accidents (ex. med./surg. comp.)	361	139.8	Accidents (ex. med./surg. comp.)	378	145.6
Diabetes Mellitus	312	120.8	Diabetes Mellitus	345	132.9
Nephritis/Nephrotic Syn./Nephrosis	289	111.9	Nephritis/Nephrotic Syn./Nephrosis	303	116.7
Influenza and Pneumonia	240	92.9	Influenza and Pneumonia	258	99.4
Parkinson's Disease	207	80.1	Parkinson's Disease	225	86.6

(continued)

Cause of Death

Table 11. Leading Underlying Causes of Death by Age, Wisconsin 2011 and 2012

2011	Number	Rate	2012	Number	Rate
85 YEARS AND OVER	17,530	14,394.8	85 YEARS AND OVER	17,667	14,256.8
Diseases of the Heart	5,044	4,141.9	Diseases of the Heart	5,020	4,051.0
Malignant Neoplasms	2,177	1,787.6	Malignant Neoplasms	2,160	1,743.1
Alzheimer's Disease	1,269	1,042.0	Cerebrovascular Diseases	1,231	993.4
Cerebrovascular Diseases	1,232	1,011.7	Alzheimer's Disease	1,166	940.9
Chronic Lower Respiratory Dis.	841	690.6	Chronic Lower Respiratory Dis.	807	651.2
Accidents (ex. med./surg. comp.)	637	523.1	Accidents (ex. med./surg. comp.)	716	577.8
Influenza and Pneumonia	528	433.6	Influenza and Pneumonia	545	439.8
Nephritis/Nephrotic Syn./Nephrosis	445	365.4	Nephritis/Nephrotic Syn./Nephrosis	455	367.2
Diabetes Mellitus	325	266.9	Diabetes Mellitus	348	280.8
Parkinsons Disease	234	192.1	Parkinsons Disease	250	201.7

Source: Office of Health Informatics, Division of Public Health, Department of Health Services. For the population estimates used to calculate 2012 rates, see Technical Notes, page 87. For the population estimates used to calculate 2011 rates, see Technical Notes, page 88.

Notes: Age-specific rates are deaths per 100,000 population in that age group. A rate is not calculated when there were fewer than 20 deaths. Underlying cause of death is the disease or injury that initiated events resulting in death. For the ICD-10 codes used for the cause-of-death groupings, see Technical Notes, page 81, and page 82 (infants only). Conditions abbreviated in this table are spelled out in full in the Technical Notes. There is one death included in the total for which age is unknown.

- As in 2011, the two leading underlying causes of death in 2012 were diseases of the heart and malignant neoplasms (cancer). These two causes of death accounted for 47 percent of total deaths among Wisconsin residents.
- The third leading cause of death in 2012 was accidents, but in 2011 it was chronic lower respiratory diseases.
- Accidents were the leading cause of death for age groups 1-44, while cancer was the leading cause for age groups 45-84.

Cause of Death

Table 12. Leading Underlying Causes of Death for Males by Age, Wisconsin 2011 and 2012

2011	Number	Rate	2012	Number	Rate
TOTAL, ALL AGES	23,489	829.5	TOTAL, ALL AGES	23,721	836.0
Malignant Neoplasms	6,040	213.3	Malignant Neoplasms	5,852	206.2
Diseases of the Heart	5,777	204.0	Diseases of the Heart	5,843	205.9
Accidents (ex. med./surg. comp.)	1,542	54.4	Accidents (ex. med./surg. comp.)	1,611	56.8
Chronic Lower Respiratory Dis.	1,251	44.2	Chronic Lower Respiratory Dis.	1,194	42.1
Cerebrovascular Diseases	1,003	35.4	Cerebrovascular Diseases	1,005	35.4
Diabetes Mellitus	614	21.7	Diabetes Mellitus	626	22.1
Intentional Self-Harm (Suicide)	563	19.9	Intentional Self-Harm (Suicide)	573	20.2
Alzheimer's Disease	513	18.1	Alzheimer's Disease	528	18.6
Nephritis/Nephrotic Syn./Nephrosis	472	16.7	Influenza and Pneumonia	475	16.7
Influenza and Pneumonia	458	16.2	Nephritis/Nephrotic Syn./Nephrosis	469	16.5
LESS THAN 1 YEAR	229	678.2	LESS THAN 1 YEAR	198	574.1
Dis. Rel. Short Gest./Low Brthwgt.	53	157.0	Dis. Rel. Short Gest./Low Brthwgt.	49	142.1
Congenital Malformations, etc.	41	121.4	Congenital Malformations, etc.	44	127.6
Sudden Infant Death Syndrome	19		Sudden Infant Death Syndrome	14	
Newborn Affect. Mat. Comp. Preg.	15		Newborn Affect. Mat. Comp. Preg.	13	
Accidents (ex. med./surg. comp.)	15		Accidents (ex. med./surg. comp.)	9	
Newborn Affect. Comp. Placenta	7		Newborn Affect. Comp. Placenta	7	
Influenza and Pneumonia	6		Neonatal Hemorrhage	5	
Septicemia	4		Diarrhea/Gastroenteritis Infect Orig.	3	
Diseases of the Circulatory System	4		Newborn Affect Com.Labor/Deliv.	3	
Assault (Homicide)	3		Atelectasis	3	
1-14 YEARS	87	16.6	1-14 YEARS	80	15.3
Accidents (ex. med./surg. comp.)	26	5.0	Accidents (ex. med./surg. comp.)	27	5.2
Congenital Malformations, etc.	13		Malignant Neoplasms	9	
Malignant Neoplasms	8		Assault (Homicide)	9	
Assault (Homicide)	8		Congenital Malformations, etc.	7	
Intentional Self-Harm (Suicide)	5		Intentional Self-Harm (Suicide)	5	
Septicemia	3		Influenza and Pneumonia	3	
In Situ/Benign/Uncer. Neoplasms	3		Diseases of the Heart	2	
Chronic Lower Respiratory Dis.	3		Nephritis/Nephrotic Syn./Nephrosis	2	
Diseases of the Heart	2		In Situ/Benign/Uncer. Neoplasms	1	
Influenza and Pneumonia	2		Anemias	1	
15-24 YEARS	331	82.4	15-24 YEARS	361	90.7
Accidents (ex. med./surg. comp.)	156	38.8	Accidents (ex. med./surg. comp.)	165	41.5
Intentional Self-Harm (Suicide)	90	22.4	Intentional Self-Harm (Suicide)	78	19.6
Assault (Homicide)	32	8.0	Assault (Homicide)	49	12.3
Congenital Malformations, etc.	11		Malignant Neoplasms	18	
Diseases of the Heart	7		Diseases of the Heart	9	
Malignant Neoplasms	6		Congenital Malformations, etc.	4	
Chronic Lower Respiratory Dis.	3		Diabetes Mellitus	2	
Anemias	2		Chronic Lower Respiratory Dis.	2	
Cerebrovascular Diseases	2		Legal Intervention	2	
Nephritis/Nephrotic Syn./Nephrosis	2		Septicemia	1	

(continued)

Cause of Death

Table 12. Leading Underlying Causes of Death for Males by Age, Wisconsin 2011 and 2012

2011	Number	Rate	2012	Number	Rate
25-44 YEARS	1,094	150.0	25-44 YEARS	1,139	156.9
Accidents (ex. med./surg. comp.)	373	51.1	Accidents (ex. med./surg. comp.)	365	50.3
Intentional Self-Harm (Suicide)	177	24.3	Intentional Self-Harm (Suicide)	191	26.3
Diseases of the Heart	125	17.1	Diseases of the Heart	136	18.7
Malignant Neoplasms	114	15.6	Malignant Neoplasms	103	14.2
Assault (Homicide)	49	6.7	Assault (Homicide)	58	8.0
Chronic Liver Dis. and Cirrhosis	23	3.2	Chronic Liver Dis. and Cirrhosis	30	4.1
Diabetes Mellitus	22	3.0	Diabetes Mellitus	21	2.9
Cerebrovascular Diseases	11		Cerebrovascular Diseases	19	
Septicemia	8		Congenital Malformations, etc.	13	
Influenza and Pneumonia	7		Influenza and Pneumonia	12	
45-64 YEARS	5,188	651.9	45-64 YEARS	5,048	635.2
Malignant Neoplasms	1,626	204.3	Malignant Neoplasms	1,489	187.4
Diseases of the Heart	1,228	154.3	Diseases of the Heart	1,254	157.8
Accidents (ex. med./surg. comp.)	442	55.5	Accidents (ex. med./surg. comp.)	436	54.9
Chronic Liver Dis. and Cirrhosis	212	26.6	Chronic Liver Dis. and Cirrhosis	231	29.1
Intentional Self-Harm (Suicide)	211	26.5	Intentional Self-Harm (Suicide)	217	27.3
Diabetes Mellitus	166	20.9	Diabetes Mellitus	170	21.4
Cerebrovascular Diseases	157	19.7	Chronic Lower Respiratory Dis.	147	18.5
Chronic Lower Respiratory Dis.	141	17.7	Cerebrovascular Diseases	137	17.2
Influenza and Pneumonia	59	7.4	Nephritis/Nephrotic Syn./Nephrosis	68	8.6
Nephritis/Nephrotic Syn./Nephrosis	54	6.8	Influenza and Pneumonia	43	5.4
65-74 YEARS	4,224	2,153.5	65-74 YEARS	4,249	2,021.1
Malignant Neoplasms	1,598	814.7	Malignant Neoplasms	1,559	741.6
Diseases of the Heart	1,004	511.9	Diseases of the Heart	1,000	475.7
Chronic Lower Respiratory Dis.	268	136.6	Chronic Lower Respiratory Dis.	275	130.8
Cerebrovascular Diseases	179	91.3	Cerebrovascular Diseases	160	76.1
Diabetes Mellitus	148	75.5	Accidents (ex. med./surg. comp.)	151	71.8
Accidents (ex. med./surg. comp.)	110	56.1	Diabetes Mellitus	139	66.1
Nephritis/Nephrotic Syn./Nephrosis	76	38.7	Nephritis/Nephrotic Syn./Nephrosis	66	31.4
Chronic Liver Dis. and Cirrhosis	58	29.6	Chronic Liver Dis. and Cirrhosis	59	28.1
Influenza and Pneumonia	55	28.5	Influenza and Pneumonia	49	23.3
Septicemia	39	19.9	In Situ/Benign/Uncer.Neoplasms	44	20.9
75-84 YEARS	6,119	5,523.6	75-84 YEARS	6,141	5,485.5
Malignant Neoplasms	1,702	1,536.4	Malignant Neoplasms	1,649	1,473.0
Diseases of the Heart	1,567	1,414.5	Diseases of the Heart	1,495	1,335.4
Chronic Lower Respiratory Dis.	487	439.6	Chronic Lower Respiratory Dis.	419	374.3
Cerebrovascular Diseases	291	262.7	Cerebrovascular Diseases	319	284.9
Accidents (ex. med./surg. comp.)	185	167.0	Accidents (ex. med./surg. comp.)	198	176.9
Alzheimer's Disease	162	146.2	Diabetes Mellitus	174	155.4
Diabetes Mellitus	152	137.2	Alzheimer's Disease	165	147.4
Nephritis/Nephrotic Syn./Nephrosis	144	130.0	Nephritis/Nephrotic Syn./Nephrosis	146	130.4
Influenza and Pneumonia	131	118.3	Influenza and Pneumonia	138	123.3
Parkinson's Disease	126	113.7	Parkinson's Disease	133	118.8

(continued)

Cause of Death

Table 12. Leading Underlying Causes of Death for Males by Age, Wisconsin 2011 and 2012

2011	Number	Rate	2012	Number	Rate
85 YEARS AND OVER	6,218	15,951.8	85 YEARS AND OVER	6,504	16,135.0
Diseases of the Heart	1,844	4,730.6	Diseases of the Heart	1,946	4,827.6
Malignant Neoplasms	986	2,529.5	Malignant Neoplasms	1,023	2,537.8
Cerebrovascular Diseases	360	923.6	Cerebrovascular Diseases	368	912.9
Chronic Lower Respiratory Dis.	343	879.9	Chronic Lower Respiratory Dis.	347	860.8
Alzheimer's Disease	312	800.4	Alzheimer's Disease	327	811.2
Accidents (ex. med./surg. comp.)	235	602.9	Accidents (ex. med./surg. comp.)	260	645.0
Influenza and Pneumonia	197	505.4	Influenza and Pneumonia	227	563.1
Nephritis/Nephrotic Syn./Nephrosis	190	487.4	Nephritis/Nephrotic Syn./Nephrosis	180	446.5
Parkinson's Disease	126	323.2	Parkinson's Disease	136	337.4
Diabetes Mellitus	125	320.7	Diabetes Mellitus	120	297.7

Source: Office of Health Informatics, Division of Public Health, Department of Health Services. For the population estimates used to calculate 2012 rates, see Technical Notes, page 87. For the population estimates used to calculate 2011 rates, see the Technical Notes, page 88.

Notes: Age-specific rates are deaths per 100,000 males in that age group. A rate is not calculated when there were fewer than 20 deaths.

Underlying cause of death is the disease or injury that initiated events resulting in death.

For the ICD-10 codes used for the cause-of-death groupings, see Technical Notes, page 81, and page 82 (infants only).

Conditions abbreviated in this table are spelled out in full in the Technical Notes.

One death for which age is unknown is included in the total.

- Accidents were the leading underlying cause of death among males ages 1-44. For males aged 45 and older, cancer and heart disease were the two leading causes of death.
- Suicide was the second leading cause of death among males ages 15-44.

Cause of Death

Table 13. Leading Underlying Causes of Death for Females by Age, Wisconsin 2011 and 2012

2011	Number	Rate	2012	Number	Rate
TOTAL, ALL AGES	24,609	857.0	TOTAL, ALL AGES	24,504	851.5
Malignant Neoplasms	5,476	190.7	Diseases of the Heart	5,406	187.9
Diseases of the Heart	5,456	190.0	Malignant Neoplasms	5,333	185.3
Cerebrovascular Diseases	1,543	53.7	Cerebrovascular Diseases	1,501	52.2
Chronic Lower Respiratory Dis.	1,377	48.0	Chronic Lower Respiratory Dis.	1,311	45.6
Alzheimer's Disease	1,293	45.0	Accidents (ex. med./surg. comp.)	1,178	40.9
Accidents (ex. med./surg. comp.)	1,073	37.4	Alzheimer's Disease	1,114	38.7
Diabetes Mellitus	565	19.7	Diabetes Mellitus	649	22.6
Influenza and Pneumonia	523	18.2	Nephritis/Nephrotic Syn./Nephrosis	558	19.4
Nephritis/Nephrotic Syn./Nephro.	508	17.7	Influenza and Pneumonia	525	18.2
Septicemia	257	9.0	Septicemia	260	9.0
LESS THAN 1 YEAR	196	607.0	LESS THAN 1 YEAR	187	571.1
Dis. Rel. Short Gest/Low Birthwgt	43	133.2	Dis. Rel. Short Gest/Low Birthwgt.	45	137.4
Congenital Malformations, etc.	37	114.6	Congenital Malformations, etc.	38	116.1
Sudden Infant Death Syndrome	15		Sudden Infant Death Syndrome	15	
Accidents (ex. med./surg. comp.)	11		Accidents (ex. med./surg. comp.)	10	
Newborn Affect. Mat. Comp. Preg.	8		Newborn Affect. Comp. Placenta	9	
Newborn Affect. Comp. Placenta	8		Respiratory Distress of Newborn	6	
Bacterial Sepsis of Newborn	6		Newborn Affect. Mat. Comp. Preg.	5	
Intrauter Hypoxia/Birth Asphyxia	5		Intrauter Hypoxia/Birth Asphyxia	4	
Neonatal Hemorrhage	5		Bacterial Sepsis of Newborn	4	
Septicemia	4		Neonatal Hemorrhage	4	
1-14 YEARS	71	14.1	1-14 YEARS	60	12.0
Malignant Neoplasms	14		Accidents (ex. med./surg. comp.)	20	4.0
Accidents (ex. med./surg. comp.)	11		Malignant Neoplasms	6	
Congenital Malformations, etc.	9		Intentional Self-Harm (Suicide)	5	
Assault (Homicide)	6		Assault (Homicide)	5	
Cerebrovascular Diseases	3		Congenital Malformations, etc.	3	
Intentional Self-Harm (Suicide)	3		Septicemia	2	
Septicemia	2		Diseases of the Heart	2	
Influenza and Pneumonia	2		Cerebrovascular Diseases	2	
Chronic Lower Respiratory Dis.	2		Influenza and Pneumonia	2	
Diseases of the Heart	1		Chronic Lower Respiratory Dis.	1	
15-24 YEARS	141	36.8	15-24 YEARS	135	35.4
Accidents (ex. med./surg. comp.)	57	14.9	Accidents (ex. med./surg. comp.)	57	14.9
Intentional Self-Harm (Suicide)	25	6.5	Intentional Self-Harm (Suicide)	21	5.5
Malignant Neoplasms	16		Assault (Homicide)	11	
Diseases of the Heart	7		Malignant Neoplasms	10	
Pregnancy, Childbirth and Puerper.	4		Congenital Malformations, etc.	7	
Cerebrovascular Diseases	3		Diabetes Mellitus	3	
Influenza and Pneumonia	3		Diseases of the Heart	2	
Assault (Homicide)	3		In Situ/Benign/Uncer.Neoplasms	1	
In Situ/Benign/Uncer.Neoplasms	2		Influenza and Pneumonia	1	
Diabetes Mellitus	2		Nephritis/Nephrotic Syn./Nephrosis	1	

(continued)

Cause of Death

Table 13. Leading Underlying Causes of Death for Females by Age, Wisconsin 2011 and 2012

2011	Number	Rate	2012	Number	Rate
25-44 YEARS	594	83.8	25-44 YEARS	616	87.4
Malignant Neoplasms	137	19.3	Accidents (ex. med./surg. comp.)	157	22.3
Accidents (ex. med./surg. comp.)	130	18.3	Malignant Neoplasms	125	17.7
Diseases of the Heart	62	8.7	Diseases of the Heart	80	11.3
Intentional Self-Harm (Suicide)	57	8.0	Intentional Self-Harm (Suicide)	55	7.8
Chronic Liver Dis. and Cirrhosis	23	3.2	Cerebrovascular Diseases	23	3.3
Assault (Homicide)	15		Chronic Liver Dis. and Cirrhosis	20	2.8
Influenza and Pneumonia	14		Diabetes Mellitus	19	
Cerebrovascular Diseases	13		Assault (Homicide)	13	
Diabetes Mellitus	12		Chronic Lower Respiratory Dis.	9	
Congenital Malformations, etc.	12		Human Immunodeficiency Virus	5	
45-64 YEARS	3,271	409.4	45-64 YEARS	3,286	411.3
Malignant Neoplasms	1,375	172.1	Malignant Neoplasms	1,322	165.5
Diseases of the Heart	477	59.7	Diseases of the Heart	499	62.5
Accidents (ex. med./surg. comp.)	204	25.5	Accidents (ex. med./surg. comp.)	209	26.2
Chronic Lower Respiratory Dis.	163	20.4	Chronic Lower Respiratory Dis.	144	18.0
Cerebrovascular Diseases	104	13.0	Cerebrovascular Diseases	121	15.1
Diabetes Mellitus	98	12.3	Diabetes Mellitus	100	12.5
Chronic Liver Dis. and Cirrhosis	95	11.9	Chronic Liver Dis. and Cirrhosis	96	12.0
Intentional Self-Harm (Suicide)	75	9.4	Intentional Self-Harm (Suicide)	70	8.8
Nephritis/Nephrotic Syn./Nephrosis	46	5.8	Nephritis/Nephrotic Syn./Nephrosis	49	6.1
Septicemia	33	4.1	Septicemia	41	5.1
65-74 YEARS	3,121	1,450.0	65-74 YEARS	3,244	1,416.2
Malignant Neoplasms	1,270	590.0	Malignant Neoplasms	1,242	542.2
Diseases of the Heart	506	235.1	Diseases of the Heart	555	242.3
Chronic Lower Respiratory Dis.	232	107.8	Chronic Lower Respiratory Dis.	260	113.5
Cerebrovascular Diseases	140	65.0	Diabetes Mellitus	128	55.9
Diabetes Mellitus	93	43.2	Cerebrovascular Diseases	124	54.1
Accidents (ex. med./surg. comp.)	82	38.1	Accidents (ex. med./surg. comp.)	89	38.9
Nephritis/Nephrotic Syn./Nephrosis	58	26.9	Nephritis/Nephrotic Syn./Nephrosis	73	31.9
Septicemia	40	18.6	Septicemia	46	20.1
Influenza and Pneumonia	37	17.2	Chronic Liver Dis. and Cirrhosis	46	20.1
Chronic Liver Dis. and Cirrhosis	37	17.2	Influenza and Pneumonia	45	19.6
75-84 YEARS	5,903	4,001.2	75-84 YEARS	5,813	3,935.1
Malignant Neoplasms	1,473	998.4	Malignant Neoplasms	1,491	1,009.3
Diseases of the Heart	1,202	814.7	Diseases of the Heart	1,193	807.6
Chronic Lower Respiratory Dis.	470	318.6	Chronic Lower Respiratory Dis.	437	295.8
Cerebrovascular Diseases	407	275.9	Cerebrovascular Diseases	367	248.4
Alzheimer's Disease	295	200.0	Alzheimer's Disease	238	161.1
Accidents (ex. med./surg. comp.)	176	119.3	Accidents (ex. med./surg. comp.)	180	121.9
Diabetes Mellitus	160	108.5	Diabetes Mellitus	171	115.8
Nephritis/Nephrotic Syn./Nephrosis	145	98.3	Nephritis/Nephrotic Syn./Nephrosis	157	106.3
Influenza and Pneumonia	109	73.9	Influenza and Pneumonia	120	81.2
Parkinson's Disease	81	54.9	Parkinson's Disease	92	62.3

Table 13. Leading Underlying Causes of Death for Females by Age, Wisconsin 2011 and 2012

2011	Number	Rate	2012	Number	Rate
85 YEARS AND OVER	11,312	13,661.8	85 YEARS AND OVER	11,163	13,351.3
Diseases of the Heart	3,200	3,864.7	Diseases of the Heart	3,074	3,676.6
Malignant Neoplasms	1,191	1,438.4	Malignant Neoplasms	1,137	1,359.9
Alzheimer's Disease	957	1,155.8	Cerebrovascular Diseases	863	1,032.2
Cerebrovascular Diseases	872	1,053.1	Alzheimer's Disease	839	1,003.5
Chronic Lower Respiratory Dis.	498	601.4	Chronic Lower Respiratory Dis.	460	550.2
Accidents (ex. med./surg. comp.)	402	485.5	Accidents (ex. med./surg. comp.)	456	545.4
Influenza and Pneumonia	331	399.8	Influenza and Pneumonia	318	380.3
Nephritis/Nephrotic Syn./Nephrosis	255	308.0	Nephritis/Nephrotic Syn./Nephrosis	275	328.9
Diabetes Mellitus	200	241.5	Diabetes Mellitus	228	272.7
Hypertension/Hyperten. Renal Dis.	128	154.6	Hypertension/Hyperten. Renal Dis.	160	191.4

Source: Office of Health Informatics, Division of Public Health, Department of Health Services. For the population estimates used to calculate 2012 rates, see Technical Notes, page 87. For the population estimates used to calculate 2011 rates, see the Technical Notes, page 86.

Notes: Age-specific rates are deaths per 100,000 females in that age group. A rate is not calculated when there were fewer than 20 deaths.

Underlying cause of death is the disease or injury that initiated events resulting in death.

For the ICD-10 codes used for the cause-of-death groupings, see Technical Notes, page 81, and page 82 (infants only).

Conditions abbreviated in this table are spelled out in full in the Technical Notes.

- Accidents were the leading cause of death among females ages 1-44.

Cause of Death

Table 14. Deaths by Underlying Cause of Death, Age and Sex, Wisconsin 2012

	Total	All Ages		Under 1		1 – 4		5 – 9	
		Male	Female	Male	Female	Male	Female	Male	Female
Age/Sex-Specific Death Rate	843.8	836.0	851.5	574.1	571.1	18.7	16.6	12.3	10.1
Total Deaths, All Causes	48,225	23,721	24,504	198	187	27	23	23	18
Tuberculosis	3	2	1						
Human Immunodeficiency Virus	35	23	12						
Malignant Neoplasms	11,185	5,852	5,333	2		2	2	3	2
Stomach	199	120	79						
Colon, Rectum, Anus	940	453	487						
Pancreas	779	375	404						
Trachea, Bronchus and Lung	2,906	1,589	1,317						
Breast	760	8	752						
Cervix Uteri, Corpus Uteri, Ovary	507		507						
Prostate	563	563							
Urinary Tract	616	426	190						
Non-Hodgkin's Lymphoma	423	237	186					1	
Leukemia	495	313	182			1	1		
Other Malignant Neoplasms	2,997	1,768	1,229	2		1	1	2	2
Diabetes Mellitus	1,275	626	649						
Alzheimer's Disease	1,642	528	1,114						
Major Cardiovascular Diseases	14,726	7,267	7,459	2	2		1	1	1
Diseases of the Heart	11,249	5,843	5,406	1	1		1	1	
Hyp. Heart Dis. w/wo Renal Dis.	544	230	314						
Ischemic Heart Disease	6,654	3,841	2,813					1	
Other Diseases of the Heart	4,051	1,772	2,279	1	1		1		
Hypertension/Hypertens. Renal Dis.	407	150	257						
Cerebrovascular Diseases	2,506	1,005	1,501	1	1				1
Atherosclerosis	138	55	83						
Other Dis. of Circulatory System	425	213	212						
Influenza and Pneumonia	1,000	475	525	2		1	2	1	
Chronic Lower Respiratory Diseases	2,505	1,194	1,311						
Peptic Ulcer	63	28	35						
Chronic Liver Disease and Cirrhosis	559	362	197						
Nephritis/Nephrotic Syn./Nephrosis	1,027	469	558			1			
Pregnancy, Childbirth and Puerperium	6		6						
Certain Cond. Orig. in Perinatal Per.	194	100	94	98	94	1			
Congenital Malformations, etc.	184	98	86	44	38	3	2	1	1
Sudden Infant Death Syndrome	29	14	15	14	15				
Symptoms, Signs and Lab. Findings	287	127	160	4	6		2		
All Other Diseases	9,701	4,172	5,529	21	20	7	5	3	4
Motor Vehicle Accidents	615	420	195		1	3	1	4	3
All Accidents (except motor vehicle)	2,200	1,198	1,002	9	9	6	7	6	5
Intentional Self-Harm (Suicide)	734	573	161						
Assault (Homicide)	185	144	41	2	2	3	1	4	2
All Other External Causes	70	49	21						

(continued)

Table 14. Deaths by Underlying Cause of Death, Age and Sex, Wisconsin 2012

	10 - 14		15 - 19		20 - 24		25 - 29	
	Male	Female	Male	Female	Male	Female	Male	Female
Age/Sex-Specific Death Rate	15.8	10.4	68.8	29.5	112.7	41.2	138.2	48.8
Total, All Causes	30	19	137	56	224	79	258	88
Tuberculosis								
Human Immunodeficiency Virus								
Malignant Neoplasms	4	2	9	4	9	6	20	8
Stomach								
Colon, Rectum, Anus					2			
Pancreas							1	
Trachea, Bronchus and Lung							1	1
Breast								1
Cervix Uteri, Corpus Uteri, Ovary								1
Prostate								
Urinary Tract				1				
Non-Hodgkin's Lymphoma					1	1	3	
Leukemia	3	1	4	1	2	2	2	
Other Malignant Neoplasms	1	1	5	2	4	3	13	5
Diabetes Mellitus				1	2	2	1	
Alzheimer's Disease								
Major Cardiovascular Diseases	1	2	6	1	5	1	14	10
Diseases of the Heart	1	1	4	1	5	1	11	9
Hyp. Heart Dis. w/wo Renal Dis.			1		2	1	1	1
Ischemic Heart Disease							3	2
Other Diseases of the Heart	1	1	3	1	3		7	6
Hypertension/Hypertens. Renal Dis.								
Cerebrovascular Diseases		1	1				3	
Atherosclerosis								
Other Dis. of Circulatory System			1					1
Influenza and Pneumonia	1				1	1	1	1
Chronic Lower Respiratory Diseases		1			2		2	2
Peptic Ulcer								
Chronic Liver Disease and Cirrhosis							1	1
Nephritis/Nephrotic Syn./Nephrosis	1					1	1	1
Pregnancy, Childbirth and Puerperium						1		2
Certain Cond. Orig. in Perinatal Per.			1					
Congenital Malformations, etc.	3		4	2		5	2	1
Sudden Infant Death Syndrome								
Symptoms, Signs and Lab. Findings			2	1		1	3	
All Other Diseases	4	3	9	8	11	10	21	10
Motor Vehicle Accidents	2	2	36	22	54	20	34	9
All Accidents (except motor vehicle)	6	2	22	6	53	9	81	23
Intentional Self-Harm (Suicide)	5	5	29	8	49	13	54	15
Assault (Homicide)	2	2	18	3	31	8	18	4
All Other External Causes	2		1		7	1	5	1

(continued)

Table 14. Deaths by Underlying Cause of Death, Age and Sex, Wisconsin 2012

	30 – 34		35 – 39		40 – 44		45 – 49	
	Male	Female	Male	Female	Male	Female	Male	Female
Age/Sex-Specific Death Rate	127.8	61.2	157.7	88.4	204.3	150.5	294.9	211.8
Total, All Causes	238	110	264	144	379	274	602	431
Tuberculosis								
Human Immunodeficiency Virus	1	3	1		4	2	6	2
Malignant Neoplasms	16	9	15	31	52	77	115	147
Stomach	1	1		1	1	2	2	3
Colon, Rectum, Anus			1	1	7	9	13	15
Pancreas				1	6	3	5	10
Trachea, Bronchus and Lung	1	1	1	7	7	11	16	26
Breast		2		11		20	1	31
Cervix Uteri, Corpus Uteri, Ovary		2		3		8		14
Prostate							1	
Urinary Tract	1				2	1	7	2
Non-Hodgkin's Lymphoma		1	2		3	1	5	2
Leukemia	2		2		2	1	1	4
Other Malignant Neoplasms	11	2	9	7	24	21	64	40
Diabetes Mellitus	2	5	7	5	11	9	21	13
Alzheimer's Disease			1					1
Major Cardiovascular Diseases	25	10	44	24	78	60	136	78
Diseases of the Heart	17	9	38	18	70	44	122	55
Hyp. Heart Dis. w/wo Renal Dis.	3	1	8	4	14	5	16	8
Ischemic Heart Disease	10	2	21	5	40	18	75	32
Other Diseases of the Heart	4	6	9	9	16	21	31	15
Hypertension/Hypertens. Renal Dis.	1				1		1	1
Cerebrovascular Diseases	5	1	5	6	6	16	12	19
Atherosclerosis								1
Oth. Dis. of Circulatory System	2		1		1		1	2
Influenza and Pneumonia	5	1	1	1	5	1	6	4
Chronic Lower Respiratory Diseases	1	1	1	1		5	12	12
Peptic Ulcer								
Chronic Liver Disease and Cirrhosis	3	3	9	2	17	14	45	21
Nephritis/Nephrotic Syn./Nephrosis			3	1	3	1	8	4
Pregnancy, Childbirth and Puerperium		1						1
Certain Cond. Orig. in Perinatal Per.								
Congenital Malformations, etc.	3			1	8		4	2
Sudden Infant Death Syndrome								
Symptoms, Signs and Lab. Findings	3	4	1	1	4	3	4	2
All Other Diseases	32	14	40	19	45	38	66	61
Motor Vehicle Accidents	24	16	17	10	26	13	40	14
All Accidents (except motor vehicle)	58	25	70	26	56	35	68	45
Intentional Self-Harm (Suicide)	45	14	39	15	53	11	60	16
Assault (Homicide)	16	1	14	4	10	4	6	6
All Other External Causes	4	3	1	3	7	1	5	2

(continued)

Table 14. Deaths by Underlying Cause of Death, Age and Sex, Wisconsin 2012

	50 – 54		55 – 59		60 – 64		65 – 69	
	Male	Female	Male	Female	Male	Female	Male	Female
Age/Sex-Specific Death Rate	509.0	317.3	739.8	468.3	1,085.5	702.6	1,603.3	1,126.7
Total, All Causes	1,120	703	1,491	948	1,835	1,204	1,983	1,479
Tuberculosis							1	
Human Immunodeficiency Virus	5	1	3	4	1		1	
Malignant Neoplasms	288	257	452	411	634	507	756	603
Stomach	6	3	3	8	20	4	12	8
Colon, Rectum, Anus	32	20	38	26	42	43	48	38
Pancreas	16	13	39	34	43	44	62	36
Trachea, Bronchus and Lung	81	69	142	106	192	140	248	205
Breast		46		72	1	73		76
Cervix Uteri, Corpus Uteri, Ovary		26		47		64		63
Prostate	8		17		29		38	
Urinary Tract	16	6	25	9	45	14	43	14
Non-Hodgkin's Lymphoma	9	3	13	3	20	10	22	14
Leukemia	13	9	12	8	22	12	44	15
Other Malignant Neoplasms	107	62	163	98	220	103	239	134
Diabetes Mellitus	36	16	48	30	65	42	76	59
Alzheimer's Disease	1	1	1	1	4	8	4	6
Major Cardiovascular Diseases	316	130	455	187	545	260	557	316
Diseases of the Heart	278	101	390	145	464	198	467	249
Hyp. Heart Dis. w/wo Renal Dis.	21	8	18	9	22	11	12	13
Ischemic Heart Disease	210	64	300	86	358	128	340	150
Other Diseases of the Heart	47	29	72	51	84	59	115	86
Hypertension/Hypertens. Renal Dis.	7	2	8	4	11	7	5	10
Cerebrovascular Diseases	24	21	47	35	54	46	62	46
Atherosclerosis	1			1		2	2	1
Oth. Dis. of Circulatory System	6	6	10	2	16	7	21	10
Influenza and Pneumonia	9	9	15	9	13	13	16	16
Chronic Lower Respiratory Diseases	17	26	47	36	71	70	125	125
Peptic Ulcer	2	1	3		2	2	5	3
Chronic Liver Disease and Cirrhosis	73	34	66	22	58	19	31	20
Nephritis/Nephrotic Syn./Nephrosis	11	12	19	7	30	26	30	31
Pregnancy, Childbirth and Puerperium								
Certain Cond. Orig. in Perinatal Per.								
Congenital Malformations, etc.	6	7	5	8	3	6	4	2
Sudden Infant Death Syndrome								
Symptoms, Signs and Lab. Findings	7	7	6	3	12	4	7	10
All Other Diseases	143	109	191	164	278	189	265	234
Motor Vehicle Accidents	40	18	33	15	16	6	25	8
All Accidents (except motor vehicle)	90	45	82	35	70	36	51	42
Intentional Self-Harm (Suicide)	71	24	56	14	30	16	24	3
Assault (Homicide)	10	2	5				2	1
All Other External Causes	5	5	4	2	4	1	3	

(continued)

Cause of Death

Table 14. Deaths by Underlying Cause of Death, Age and Sex, Wisconsin 2012

	70 – 74		75 – 79		80 – 84		85 – 89	
	Male	Female	Male	Female	Male	Female	Male	Female
Age/Sex-Specific Death Rate	2,618.1	1,804.9	4,203.2	3,011.1	7,177.8	5,001.5	12,300.6	8,965.2
Total, All Causes	2,266	1,765	2,677	2,383	3,464	3,430	3,486	4,557
Tuberculosis	1							1
Human Immunodeficiency Virus								
Malignant Neoplasms	803	639	819	736	830	755	633	621
Stomach	16	10	17	8	19	19	16	9
Colon, Rectum, Anus	58	43	68	68	47	64	63	81
Pancreas	58	46	52	62	49	62	29	60
Trachea, Bronchus and Lung	238	203	234	197	235	194	139	102
Breast		86	1	86	2	71	2	84
Cervix Uteri, Corpus Uteri, Ovary		67		68		68		52
Prostate	69		95		106		97	
Urinary Tract	61	21	54	35	80	31	50	25
Non-Hodgkin’s Lymphoma	31	23	33	29	41	40	36	28
Leukemia	45	19	46	20	51	30	41	30
Other Malignant Neoplasms	227	121	219	163	200	176	160	150
Diabetes Mellitus	63	69	67	72	107	99	75	115
Alzheimer’s Disease	25	20	54	76	111	162	178	322
Major Cardiovascular Diseases	674	420	840	632	1,093	1,079	1,261	1,596
Diseases of the Heart	533	306	663	449	832	744	961	1,113
Hyp. Hrt. Dis. w/wo Renal Dis.	21	8	18	13	11	44	28	61
Ischemic Heart Disease	377	171	447	261	528	381	573	560
Other Diseases of the Heart	135	127	198	175	283	319	360	492
Hypertension/Hypertens. Renal Dis.	16	5	18	18	21	40	29	69
Cerebrovascular Diseases	98	78	125	127	194	240	220	354
Atherosclerosis	3	1	6	7	7	18	16	18
Oth. Dis. of Circulatory System	24	21	28	31	39	37	34	42
Influenza and Pneumonia	33	29	53	44	85	76	95	117
Chronic Lower Respiratory Diseases	150	135	189	206	230	231	214	243
Peptic Ulcer		5	2	3	8	5	4	7
Chronic Liver Disease and Cirrhosis	28	26	19	14	17	11	4	8
Nephritis/Nephrotic Syn/Nephrosis	36	42	55	64	91	93	103	122
Pregnancy, Childbirth and Puerperium								
Certain Cond. Orig in Perinatal Per.								
Congenital Malformations, etc.	3	1	1	2	2	2	2	4
Sudden Infant Death Syndrome								
Symptoms, Signs and Lab. Findings	12	7	11	12	20	12	14	29
All Other Diseases	347	324	471	445	734	795	769	1,194
Motor Vehicle Accidents	16	8	13	7	19	9	10	8
All Accidents (except motor vehicle)	61	36	68	68	99	100	114	169
Intentional Self-Harm (Suicide)	14	4	14	1	15		9	1
Assault (Homicide)	1		1	1	2			
All Other External Causes					1	1	1	

(continued)

Cause of Death

Table 14. Deaths by Underlying Cause of Death, Age and Sex, Wisconsin 2012

	90 – 94		95+	
	Male	Female	Male	Female
Age/Sex-Specific Death Rate	22,366.6	16,485.4	39,068.6	31,253.1
Total, All Causes	2,221	4,062	797	2,544
Tuberculosis				
Human Immunodeficiency Virus	1			
Malignant Neoplasms	319	364	71	152
Stomach	7	3		
Colon, Rectum, Anus	27	53	7	26
Pancreas	13	24	2	9
Trachea, Bronchus and Lung	47	41	7	14
Breast	1	61		32
Cervix Uteri, Corpus Uteri, Ovary		18		8
Prostate	82		21	
Urinary Tract	30	22	12	9
Non-Hodgkin’s Lymphoma	14	23	3	8
Leukemia	15	18	5	11
Other Malignant Neoplasms	83	101	14	37
Diabetes Mellitus	41	79	4	34
Alzheimer’s Disease	103	312	46	205
Major Cardiovascular Diseases	883	1,619	331	1,030
Diseases of the Heart	713	1,200	272	761
Hyp. Heart Dis. w/wo Renal Disease	13	71	11	57
Ischemic Heart Disease	419	597	139	356
Other Diseases of the Heart	281	532	122	348
Hypertension/Hypertens. Renal Dis.	21	50	11	41
Cerebrovascular Diseases	109	321	39	188
Atherosclerosis	16	19	4	16
Oth. Dis. of Circulatory System	24	29	5	24
Influenza and Pneumonia	90	114	42	87
Chronic Lower Respiratory Diseases	104	147	29	70
Peptic Ulcer	1	7	1	2
Chronic Liver Disease and Cirrhosis	2	2		
Nephritis/Nephrotic Syn./Nephrosis	53	97	24	56
Pregnancy, Childbirth and Puerperium		1		
Certain Cond. Orig. in Perinatal Per.				
Congenital Malformations, etc.		1		1
Sudden Infant Death Syndrome				
Symptoms, Signs and Lab. Findings	7	22	9	34
All Other Diseases	517	1,118	198	765
Motor Vehicle Accidents	7	5	1	1
All Accidents (except motor vehicle)	87	172	41	107
Intentional Self-Harm (Suicide)	6	1		
Assault (Homicide)				
All Other External Causes		1		

Source: Office of Health Informatics, Division of Public Health, Department of Health Services.
For the population data used to calculate rates, see Technical Notes, page 87.

Notes: The age/sex-specific rates are deaths per 100,000 population in that age/sex group. Underlying cause of death is the disease or injury that initiated events resulting in death. For the ICD-10 codes used for cause-of-death groupings, see Technical Notes, page 84. Conditions abbreviated in this table are spelled out in full in the Technical Notes.

Cause of Death

Table 15. Deaths by Underlying Cause of Death, Race and Sex, Wisconsin 2012

	Total		White		Black/African American		American Indian	
	Male	Female	Male	Female	Male	Female	Male	Female
Total Deaths, All Causes	23,721	24,504	22,147	22,990	1,195	1,121	208	226
Tuberculosis	2	1	2	1				
Human Immunodeficiency Virus	23	12	15	5	7	7		
Malignant Neoplasms	5,852	5,333	5,469	4,997	294	244	45	50
Stomach	120	79	106	64	10	10	1	2
Colon, Rectum, Anus	453	487	424	456	20	23	6	3
Pancreas	375	404	352	385	18	15	3	2
Trachea, Bronchus and Lung	1,589	1,317	1,462	1,222	102	67	13	21
Breast	8	752	8	701		39		5
Cervix/Corpus Uteri, Ovary		507		488		14		
Prostate	563		532		26		4	
Urinary Tract	426	190	411	180	12	7	1	2
Non-Hodgkin's Lymphoma	237	186	223	179	7	5	3	2
Leukemia	313	182	296	170	10	7	3	4
Other Malignant Neoplasms	1,768	1,229	1,655	1,152	89	57	11	9
Diabetes Mellitus	626	649	573	570	36	57	13	15
Alzheimer's Disease	528	1,114	520	1,093	4	19	1	1
Major Cardiovascular Diseases	7,267	7,459	6,846	7,064	339	303	44	53
Diseases of the Heart	5,843	5,406	5,513	5,123	276	222	35	36
Hyp. Heart Dis. w/wo Renal Disease	230	314	185	282	38	29	7	2
Ischemic Heart Diseases	3,841	2,813	3,645	2,659	159	120	21	17
Other Diseases of the Heart	1,772	2,279	1,683	2,182	79	73	7	17
Essential Hypertension/Hypertensive Renal Disease	151	257	134	242	14	10	3	1
Cerebrovascular Diseases	1,005	1,501	950	1,415	34	62	3	14
Atherosclerosis	55	83	55	78		4		1
Other Diseases of Circulatory System	213	212	194	206	15	5	3	1
Influenza and Pneumonia	475	525	459	500	11	18	2	4
Chronic Lower Respiratory Diseases	1,194	1,311	1,145	1,248	38	49	7	12
Peptic Ulcer	28	35	24	32	4	2		
Chronic Liver Disease and Cirrhosis	362	197	333	169	17	18	8	9
Nephritis/Nephrotic Syn./Nephrosis	469	558	430	498	29	44	6	5
Pregnancy, Childbirth and Puerperium		6		4		2		
Certain Cond. Orig. Perinatal Period	100	94	63	62	32	25	2	2
Congenital Malformations, etc.	98	86	80	74	13	7	3	3
Sudden Infant Death Syndrome	14	15	5	9	9	6		
Symptoms, Signs and Lab Findings	127	160	117	147	8	8	1	5
All Other Diseases	4,172	5,529	3,950	5,214	155	235	39	42
Motor Vehicle Accidents	420	195	387	177	20	8	12	6
All Accidents (except motor vehicle)	1,198	1,002	1,101	925	68	59	18	13
Intentional Self-Harm (Suicide)	573	161	543	152	17	1	3	5
Assault (Homicide)	144	41	42	31	89	6	4	1
All Other External Causes	49	21	43	18	5	3		

(continued)

Cause of Death

Table 15. Deaths by Underlying Cause of Death, Race and Sex, Wisconsin 2012

	Laotian or Hmong		Other Asian	
	Male	Female	Male	Female
Total Deaths, All Causes	63	76	98	85
Tuberculosis				
Human Immunodeficiency Virus	1			
Malignant Neoplasms	15	16	27	25
Stomach	2	2	1	1
Colon, Rectum, Anus	2	2	1	3
Pancreas		1	2	1
Trachea, Bronchus and Lung	3	2	7	5
Breast		1		5
Cervix/Corpus Uteri, Ovary		4		1
Prostate	1			
Urinary Tract			2	1
Non-Hodgkin's Lymphoma	1		3	
Leukemia	1		3	1
Other Malignant Neoplasms	5	4	8	7
Diabetes Mellitus	2	3	1	3
Alzheimer's Disease		1	2	
Major Cardiovascular Diseases	13	18	22	21
Diseases of the Heart	3	11	14	14
Hyp. Heart Dis. w/wo Renal Disease				1
Ischemic Heart Diseases	3	8	11	9
Other Diseases of the Heart		3	3	4
Essential Hypertension/Hypertensive Renal Disease		2		2
Cerebrovascular Diseases	9	5	8	5
Atherosclerosis				
Other Diseases of Circulatory System	1			
Influenza and Pneumonia	1	1	2	2
Chronic Lower Respiratory Diseases	1		2	2
Peptic Ulcer		1		
Chronic Liver Disease and Cirrhosis	1	1	3	
Nephritis/Nephrotic Syndrome/Nephrosis	1	10	3	
Pregnancy, Childbirth and Puerperium				
Certain Conditions Orig. Perinatal Period	1	3	2	1
Congenital Malformations, etc.	2	1		1
Sudden Infant Death Syndrome				
Symptoms, Signs and Lab Findings			1	
All Other Diseases	15	14	13	24
Motor Vehicle Accidents		1		3
All Accidents (except motor vehicle)	3	3	8	1
Intentional Self-Harm (Suicide)	5	2	4	1
Assault (Homicide)	2	1	7	1
All Other External Causes			1	

Source: Office of Health Informatics, Division of Public Health, Department of Health Services.

Notes: Underlying cause of death is the disease or injury that initiated events resulting in death. For the ICD-10 codes used, see Technical Notes, page 84. Included in the total are eight male deaths and four female deaths whose race was unknown. Also included in the total are two Hawaiian male deaths and two Hawaiian female deaths.

Cause of Death

Table 16. Deaths by Underlying Cause of Death, Hispanic Origin and Sex, Wisconsin 2012

	Total		Hispanic/Latino		Non-Hispanic/Latino	
	Male	Female	Male	Female	Male	Female
Total Deaths, All Causes	23,721	24,504	321	234	23,400	24,270
Tuberculosis	2	1			2	1
Human Immunodeficiency Virus	23	12	1	2	22	10
Malignant Neoplasms	5,852	5,333	68	56	5,784	5,277
Stomach	120	79	4	4	116	75
Colon, Rectum, Anus	453	487	7	7	446	480
Pancreas	375	404	4		371	404
Trachea, Bronchus and Lung	1,589	1,317	13	10	1,576	1,307
Breast	8	752		6	8	746
Cervix/Corpus Uteri, Ovary		507		10		497
Prostate	563		4		559	
Urinary Tract	426	190			426	190
Non-Hodgkin's Lymphoma	237	186	2	3	235	183
Leukemia	313	182	9	2	304	180
Other Malignant Neoplasms	1,768	1,229	25	14	1,743	1,215
Diabetes Mellitus	626	649	10	18	616	631
Alzheimer's Disease	528	1,114	3	10	525	1,104
Major Cardiovascular Diseases	7,267	7,459	71	47	7,196	7,412
Diseases of the Heart	5,843	5,406	51	31	5,792	5,375
Hyp. Heart Dis. w/wo Renal Disease	230	314	3	1	227	313
Ischemic Heart Diseases	3,841	2,813	37	16	3,804	2,797
Other Diseases of the Heart	1,772	2,279	11	14	1,761	2,265
Essential Hypertension/Hypertensive Renal Disease	151	257	4	2	147	255
Cerebrovascular Diseases	1,005	1,501	15	12	990	1,489
Atherosclerosis	55	83	1		54	83
Other Dis. of Circulatory System	213	212		2	213	210
Influenza and Pneumonia	475	525	6	2	469	523
Chronic Lower Respiratory Diseases	1,194	1,311	3	10	1,191	1,301
Peptic Ulcer	28	35		1	28	34
Chronic Liver Disease and Cirrhosis	362	197	19	5	343	192
Nephritis/Nephrotic Syndrome/Nephrosis	469	558	7	6	462	552
Pregnancy, Childbirth and the Puerperium		6				6
Certain Conditions Orig. Perinatal Period	100	94	10	3	90	91
Congenital Malformations, etc.	98	86	1	4	97	82
Sudden Infant Death Syndrome	14	15	1		13	15
Symptoms, Signs and Lab. Findings	127	160	1	2	126	158
All Other Diseases	4,172	5,529	56	45	4,116	5,484
Motor Vehicle Accidents	420	195	19	5	401	190
All Accidents (except motor vehicle)	1,198	1,002	25	13	1,173	989
Intentional Self-Harm (Suicide)	573	161	10	3	563	158
Assault (Homicide)	144	41	10	2	134	39
All Other External Causes	49	21			49	21

Source: Office of Health Informatics, Division of Public Health, Department of Health Services.

Notes: Underlying cause of death is the disease or injury that initiated events resulting in death. For the ICD-10 codes used for cause-of-death groupings, see Technical Notes, page 84.

Cause of Death

Table 17. Leading Underlying Causes of Death by Race, Wisconsin 2011 and 2012

2011			2012		
	Number	Percent		Number	Percent
TOTAL, ALL RACES	48,100	100.0	TOTAL, ALL RACES	48,225	100.0
Malignant Neoplasms	11,516	23.9	Diseases of the Heart	11,249	23.3
Diseases of the Heart	11,233	23.4	Malignant Neoplasms	11,185	23.2
Chronic Lower Respiratory Dis.	2,628	5.5	Accidents (ex. med./surg. comp.)	2,789	5.8
Accidents (ex. med./surg. comp.)	2,615	5.4	Cerebrovascular Diseases	2,506	5.2
Cerebrovascular Diseases	2,546	5.3	Chronic Lower Respiratory Dis.	2,505	5.2
Alzheimer's Disease	1,806	3.8	Alzheimer's Disease	1,642	3.4
Diabetes Mellitus	1,179	2.5	Diabetes Mellitus	1,275	2.6
Influenza and Pneumonia	981	2.0	Nephritis/Nephrotic/Nephrosis	1,027	2.1
Nephritis/Nephrotic/Nephrosis	980	2.0	Influenza and Pneumonia	1,000	2.1
Intentional Self-Harm (Suicide)	737	1.5	Intentional Self-Harm (Suicide)	734	1.5
Chronic Liver Disease/Cirrhosis	516	1.1	Chronic Liver Disease/Cirrhosis	559	1.2
Parkinson's Disease	496	1.0	Parkinson's Disease	540	1.1
<hr/>					
WHITE	45,268	100.0	WHITE	45,137	100.0
Malignant Neoplasms	10,861	24.0	Diseases of the Heart	10,636	23.6
Diseases of the Heart	10,640	23.5	Malignant Neoplasms	10,466	23.2
Chronic Lower Respiratory Dis.	2,531	5.6	Accidents (ex. med./surg. comp.)	2,565	5.7
Accidents (ex. med./surg. comp.)	2,435	5.4	Chronic Lower Respiratory Dis.	2,393	5.3
Cerebrovascular Diseases	2,389	5.3	Cerebrovascular Diseases	2,365	5.2
Alzheimer's Disease	1,768	3.9	Alzheimer's Disease	1,613	3.6
Diabetes Mellitus	1,063	2.3	Diabetes Mellitus	1,143	2.5
Influenza and Pneumonia	934	2.1	Influenza and Pneumonia	959	2.1
Nephritis/Nephrotic/Nephrosis	898	2.0	Nephritis/Nephrotic/Nephrosis	928	2.1
Intentional Self-Harm (Suicide)	704	1.6	Intentional Self-Harm (Suicide)	695	1.5
Parkinson's Disease	483	1.1	Parkinson's Disease	529	1.2
Chronic Liver Disease/Cirrhosis	471	1.0	Chronic Liver Disease/Cirrhosis	502	1.1
<hr/>					
BLACK/AFRICAN AMERICAN	2,213	100.0	BLACK/AFRICAN AMERICAN	2,316	100.0
Malignant Neoplasms	523	23.6	Malignant Neoplasms	538	23.2
Diseases of the Heart	485	21.9	Diseases of the Heart	498	21.5
Accidents (ex. med./surg. comp.)	135	6.1	Accidents (ex. med./surg. comp.)	154	6.6
Cerebrovascular Diseases	115	5.2	Cerebrovascular Diseases	96	4.1
Assault (Homicide)	84	3.8	Assault (Homicide)	95	4.1
Diabetes Mellitus	83	3.8	Diabetes Mellitus	93	4.0
Chronic Lower Respiratory Dis.	68	3.1	Chronic Lower Respiratory Dis.	87	3.8
Nephritis/Nephrotic/Nephrosis	66	3.0	Nephritis/Nephrotic/Nephrosis	73	3.2
Certain Cond Orig in Perinatal Per	60	2.7	Certain Cond Orig in Perinatal Per.	57	2.5
Influenza and Pneumonia	34	1.5	Chronic Liver Disease/Cirrhosis	35	1.5
Septicemia	33	1.5	Influenza and Pneumonia	29	1.3
Alzheimer's Disease	32	1.4	Septicemia	27	1.2

(continued)

Cause of Death

Table 17. Leading Underlying Causes of Death by Race, Wisconsin 2011 and 2012

2011			2012		
	Number	Percent		Number	Percent
AMERICAN INDIAN	354	100.0	AMERICAN INDIAN	434	100.0
Diseases of the Heart	69	19.5	Malignant Neoplasms	95	21.9
Malignant Neoplasms	61	17.2	Diseases of the Heart	71	16.4
Accidents (ex. med./surg. comp.)	30	8.5	Accidents (ex. med./surg. comp.)	49	11.3
Diabetes Mellitus	21	5.9	Diabetes Mellitus	28	6.5
Chronic Lower Respiratory Dis.	21	5.9	Chronic Lower Respiratory Dis.	19	4.4
Chronic Liver Disease/Cirrhosis	20	5.6	Cerebrovascular Diseases	17	3.9
Cerebrovascular Diseases	17	4.8	Chronic Liver Disease/Cirrhosis	17	3.9
Nephritis/Nephrotic/Nephrosis	8	2.3	Nephritis/Nephrotic/Nephrosis	11	2.5
Influenza and Pneumonia	6	1.7	Intentional Self-Harm (Suicide)	8	1.8
Intentional Self-Harm (Suicide)	6	1.7	Septicemia	7	1.6
Certain Cond. Orig. Perinatal Per.	5	1.4	Influenza and Pneumonia	6	1.4
Congenital Malformations, etc.	5	1.4	Congenital Malformations, etc.	6	1.4
ASIAN	260	100.0	ASIAN	322	100.0
Malignant Neoplasms	70	26.9	Malignant Neoplasms	83	25.8
Diseases of the Heart	39	15.0	Diseases of the Heart	42	13.0
Cerebrovascular Diseases	24	9.2	Cerebrovascular Diseases	27	8.4
Accidents (ex. med./surg. comp.)	13	5.0	Accidents (ex. med./surg. comp.)	19	5.9
Diabetes Mellitus	12	4.6	Nephritis/Nephrotic/Nephrosis	14	4.3
Certain Cond. Orig. Perinatal Per.	10	3.8	Intentional Self-Harm (Suicide)	12	3.7
Intentional Self-Harm (Suicide)	10	3.8	Assault (Homicide)	11	3.4
Chronic Lower Respiratory Dis.	8	3.1	Diabetes Mellitus	9	2.8
Nephritis/Nephrotic/Nephrosis	8	3.1	Certain Cond. Orig. Perinatal Per.	7	2.2
Influenza and Pneumonia	7	2.7	Septicemia	6	1.9
Parkinson's Disease	4	1.5	Influenza and Pneumonia	6	1.9
Chronic Liver Disease & Cirrhosis	3	1.2	Chronic Lower Respiratory Dis	5	1.6

Source: Office of Health Informatics, Division of Public Health, Department of Health Services.

Notes: The 2011 total includes five deaths for which race was unknown; the 2012 total includes 12 deaths for which race was unknown. Also included in the totals are one Hawaiian death in 2011 and four Hawaiian deaths in 2012.

Underlying cause of death is the disease or injury that initiated the events resulting in death.

For the ICD-10 codes used for cause-of-death groupings, see Technical Notes, page 81.

Conditions abbreviated in this table are spelled out in full in the Technical Notes.

- Diseases of the heart and cancer were the two leading underlying causes of death in each race group. In 2012, diseases of the heart accounted for 22 percent of deaths among African Americans, 24 percent of deaths among whites, 16 percent of deaths among American Indians, and 13 percent of deaths among Asians. Cancer accounted for 23 percent of deaths among whites and African Americans, 22 percent of deaths among American Indians, and 26 percent among Asians.
- Accidents accounted for 6 percent of total deaths in 2012, 6 percent of deaths among whites, 7 percent of deaths among African Americans, 11 percent of deaths among American Indians and 6 percent of deaths among Asians.
- Differences in leading causes of death by race reflect differences in population age structure (as well as other factors): compared with the total state population, larger proportions of African Americans and other minority groups are children and young adults.

Cause of Death

Table 18. Leading Underlying Causes of Death for Males by Race, Wisconsin 2011 and 2012

2011			2012		
	Number	Percent		Number	Percent
TOTAL, ALL RACES	23,489	100.0	TOTAL, ALL RACES	23,721	100.0
Malignant Neoplasms	6,040	25.7	Malignant Neoplasms	5,852	24.7
Diseases of the Heart	5,777	24.6	Diseases of the Heart	5,843	24.6
Accidents (ex. med./surg. comp.)	1,542	6.6	Accidents (ex. med./surg. comp.)	1,611	6.8
Chronic Lower Respiratory Dis.	1,251	5.3	Chronic Lower Respiratory Dis.	1,194	5.0
Cerebrovascular Diseases	1,003	4.3	Cerebrovascular Diseases	1,005	4.2
Diabetes Mellitus	614	2.6	Diabetes Mellitus	626	2.6
Intentional Self-Harm (Suicide)	563	2.4	Intentional Self-Harm (Suicide)	573	2.4
Alzheimer's Disease	513	2.2	Alzheimer's Disease	528	2.2
Nephritis/Nephrotic/Nephrosis	472	2.0	Influenza and Pneumonia	475	2.0
Influenza and Pneumonia	458	2.0	Nephritis/Nephrotic/Nephrosis	469	2.0
Chronic Liver Disease/Cirrhosis	330	1.4	Chronic Liver Disease/Cirrhosis	362	1.5
Parkinson's Disease	292	1.2	Parkinson's Disease	306	1.3
WHITE	22,019	100.0	WHITE	22,147	100.0
Malignant Neoplasms	5,708	25.9	Diseases of the Heart	5,513	24.9
Diseases of the Heart	5,460	24.8	Malignant Neoplasms	5,469	24.7
Accidents (ex. med./surg. comp.)	1,424	6.5	Accidents (ex. med./surg. comp.)	1,481	6.7
Chronic Lower Respiratory Dis.	1,200	5.4	Chronic Lower Respiratory Dis.	1,145	5.2
Cerebrovascular Diseases	932	4.2	Cerebrovascular Diseases	950	4.3
Diabetes Mellitus	566	2.6	Diabetes Mellitus	573	2.6
Intentional Self-Harm (Suicide)	543	2.5	Intentional Self-Harm (Suicide)	543	2.5
Alzheimer's Disease	505	2.3	Alzheimer's Disease	520	2.3
Nephritis/Nephrotic/Nephrosis	437	2.0	Influenza and Pneumonia	459	2.1
Influenza and Pneumonia	432	2.0	Nephritis/Nephrotic/Nephrosis	430	1.9
Chronic Liver Disease/Cirrhosis	306	1.4	Chronic Liver Disease/Cirrhosis	333	1.5
Parkinson's Disease	282	1.3	Parkinson's Disease	302	1.4
BLACK/AFRICAN AMERICAN	1,145	100.0	BLACK/AFRICAN AMERICAN	1,195	100.0
Malignant Neoplasms	265	23.1	Malignant Neoplasms	294	24.6
Diseases of the Heart	263	23.0	Diseases of the Heart	276	23.1
Accidents (ex. med./surg. comp.)	86	7.5	Assault (Homicide)	89	7.4
Assault (Homicide)	72	6.3	Accidents (ex. med./surg. comp.)	88	7.4
Cerebrovascular Diseases	52	4.5	Chronic Lower Respiratory Dis.	38	3.2
Chronic Lower Respiratory Dis.	35	3.1	Diabetes Mellitus	36	3.0
Certain Cond. Orig. Perinatal Per.	32	2.8	Cerebrovascular Diseases	34	2.8
Diabetes Mellitus	31	2.7	Certain Cond. Orig. Perinatal Per.	32	2.7
Nephritis/Nephrotic/Nephrosis	27	2.4	Nephritis/Nephrotic/Nephrosis	29	2.4
Influenza and Pneumonia	18	1.6	Chronic Liver Disease/Cirrhosis	17	1.4
Hypertension/Hypertens. Renal Dis	12	1.0	Intentional Self-Harm (Suicide)	17	1.4
Chronic Liver Disease/Cirrhosis	12	1.0	Hypertension/Hypertens. Renal Dis	14	1.2

(continued)

Cause of Death

Table 18. Leading Underlying Causes of Death for Males by Race, Wisconsin 2011 and 2012

2011	Number	Percent	2012	Number	Percent
AMERICAN INDIAN	188	100.0	AMERICAN INDIAN	208	100.0
Diseases of the Heart	35	18.6	Malignant Neoplasms	45	21.6
Malignant Neoplasms	32	17.0	Diseases of the Heart	35	16.8
Accidents (ex. med./surg. comp.)	20	10.6	Accidents (ex. med./surg. comp.)	30	14.4
Chronic Lower Respiratory Dis	12	6.4	Diabetes Mellitus	13	6.3
Diabetes Mellitus	11	5.9	Chronic Liver Disease/Cirrhosis	8	3.8
Chronic Liver Disease/Cirrhosis	11	5.9	Chronic Lower Respiratory Dis.	7	3.4
Cerebrovascular Diseases	7	3.7	Nephritis/Nephrotic/Nephrosis	6	2.9
Nephritis/Nephrotic/Nephrosis	5	2.7	Assault (Homicide)	4	1.9
Influenza and Pneumonia	4	2.1	Hypertension/Hypertens. Renal Dis.	3	1.4
Congenital Malformations, etc.	4	2.1	Cerebrovascular Diseases	3	1.4
Certain Cond. Orig. Perinatal Per.	3	1.6	Congenital Malformations, etc.	3	1.4
Intentional Self-Harm (Suicide)	3	1.6	Intentional Self-Harm (Suicide)	3	1.4
ASIAN	133	100.0	ASIAN	161	100.0
Malignant Neoplasms	35	26.3	Malignant Neoplasms	42	26.1
Diseases of the Heart	19	14.3	Diseases of the Heart	17	10.6
Cerebrovascular Diseases	12	9.0	Cerebrovascular Diseases	17	10.6
Accidents (ex. med./surg. comp.)	10	7.5	Accidents (ex. med./surg. comp.)	11	6.8
Certain Cond. Orig. Perinatal Per.	8	6.0	Intentional Self-Harm (Suicide)	9	5.6
Diabetes Mellitus	6	4.5	Assault (Homicide)	9	5.6
Intentional Self-Harm (Suicide)	5	3.8	Chronic Liver Disease/Cirrhosis	4	2.5
Influenza and Pneumonia	4	3.0	Nephritis/Nephrotic/Nephrosis	4	2.5
Chronic Lower Respiratory Dis.	4	3.0	Diabetes Mellitus	3	1.9
Parkinson's Disease	3	2.3	Influenza and Pneumonia	3	1.9
Nephritis/Nephrotic/Nephrosis	3	2.3	Chronic Lower Respiratory Dis.	3	1.9
Congenital Malformations, etc.	2	1.5	Certain Cond. Orig. Perinatal Per.	3	1.9

Source: Office of Health Informatics, Division of Public Health, Department of Health Services.

Notes: There were four decedents in 2011 and 8 in 2012 whose race was unknown; these were included in the Totals. Also included in the total are two Hawaiian deaths.

Underlying cause of death is the disease or injury that initiated events resulting in death.

For the ICD-10 codes used for cause-of-death groupings, see Technical Notes, page 81.

Conditions abbreviated in this table are spelled out in full in the Technical Notes.

- Malignant neoplasms (cancer) and diseases of the heart were the leading underlying causes of death in 2012 for males of all races in Wisconsin.
- Accidents were the third leading cause of death among white and American Indian males. Homicide was the third leading cause of death for African Americans, and cerebrovascular disease was the third leading cause for Asian males.

Cause of Death

Table 19. Leading Underlying Causes of Death for Females by Race, Wisconsin 2011 and 2012

2011			2012		
	Number	Percent		Number	Percent
TOTAL, ALL RACES	24,609	100.0	TOTAL, ALL RACES	24,504	100.0
Malignant Neoplasms	5,476	22.3	Diseases of the Heart	5,406	22.1
Diseases of the Heart	5,456	22.2	Malignant Neoplasms	5,333	21.8
Cerebrovascular Diseases	1,543	6.3	Cerebrovascular Diseases	1,501	6.1
Chronic Lower Respiratory Dis.	1,377	5.6	Chronic Lower Respiratory Dis.	1,311	5.4
Alzheimer's Disease	1,293	5.3	Accidents (ex. med./surg. comp.)	1,178	4.8
Accidents (ex. med./surg. comp.)	1,073	4.4	Alzheimer's Disease	1,114	4.5
Diabetes Mellitus	565	2.3	Diabetes Mellitus	649	2.6
Influenza and Pneumonia	523	2.1	Nephritis/Nephrotic/Nephrosis	558	2.3
Nephritis/Nephrotic/Nephrosis	508	2.1	Influenza and Pneumonia	525	2.1
Septicemia	257	1.0	Septicemia	260	1.1
Hypertension/Hyperten. Renal Dis.	239	1.0	Hypertension/Hyperten. Renal Dis.	257	1.0
Parkinson's Disease	204	0.8	Parkinson's Disease	234	1.0
WHITE	23,246	100.0	WHITE	22,990	100.0
Diseases of the Heart	5,180	22.3	Diseases of the Heart	5,123	22.3
Malignant Neoplasms	5,153	22.2	Malignant Neoplasms	4,997	21.7
Cerebrovascular Diseases	1,457	6.3	Cerebrovascular Diseases	1,415	6.2
Chronic Lower Respiratory Dis.	1,331	5.7	Chronic Lower Respiratory Dis.	1,248	5.4
Alzheimer's Disease	1,263	5.4	Alzheimer's Disease	1,093	4.8
Accidents (ex. med./surg. comp.)	1,011	4.3	Accidents (ex. med./surg. comp.)	1,084	4.7
Influenza and Pneumonia	502	2.2	Diabetes Mellitus	570	2.5
Diabetes Mellitus	497	2.1	Influenza and Pneumonia	500	2.2
Nephritis/Nephrotic/Nephrosis	461	2.0	Nephritis/Nephrotic/Nephrosis	498	2.2
Septicemia	233	1.0	Hypertension/Hypertens. Renal Dis.	242	1.1
Hypertension/Hypertens. Renal Dis.	218	0.9	Septicemia	233	1.0
Parkinson's Disease	201	0.9	Parkinson's Disease	227	1.0
BLACK/AFRICAN AMERICAN	1,068	100.0	BLACK/AFRICAN AMERICAN	1,121	100.0
Malignant Neoplasms	258	24.2	Malignant Neoplasms	244	21.8
Diseases of the Heart	222	20.8	Diseases of the Heart	222	19.8
Cerebrovascular Diseases	63	5.9	Accidents (ex. med./surg. comp.)	66	5.9
Diabetes Mellitus	52	4.9	Cerebrovascular Diseases	62	5.5
Accidents (ex. med./surg. comp.)	49	4.6	Diabetes Mellitus	57	5.1
Nephritis/Nephrotic/Nephrosis	39	3.7	Chronic Lower Respiratory Dis.	49	4.4
Chronic Lower Respiratory Dis.	33	3.1	Nephritis/Nephrotic/Nephrosis	44	3.9
Certain Cond. Orig. Perinatal Per.	28	2.6	Certain Cond. Orig. Perinatal Per.	25	2.2
Alzheimer's Disease	25	2.3	Alzheimer's Disease	19	1.7
Septicemia	22	2.1	Septicemia	18	1.6
Hypertension/Hypertens. Renal Dis.	17	1.6	Influenza and Pneumonia	18	1.6
Influenza and Pneumonia	16	1.5	Chronic Liver Disease/Cirrhosis	18	1.6

(continued)

Cause of Death

Table 19. Leading Underlying Causes of Death for Females by Race, Wisconsin 2011 and 2012

2011			2012		
	Number	Percent		Number	Percent
AMERICAN INDIAN	166	100.0	AMERICAN INDIAN	226	100.0
Diseases of the Heart	34	20.5	Malignant Neoplasms	50	22.1
Malignant Neoplasms	29	17.5	Diseases of the Heart	36	15.9
Cerebrovascular Diseases	10	6.0	Accidents (ex. med./surg. comp.)	19	8.4
Diabetes Mellitus	10	6.0	Diabetes Mellitus	15	6.6
Accidents (ex. med./surg. comp.)	10	6.0	Cerebrovascular Diseases	14	6.2
Chronic Lower Respiratory Dis.	9	5.4	Chronic Lower Respiratory Dis.	12	5.3
Chronic Liver Disease and Cirrhosis	9	5.4	Chronic Liver Disease and Cirrhosis	9	4.0
Alzheimer's Disease	3	1.8	Septicemia	5	2.2
Nephritis/Nephrotic/Nephrosis	3	1.8	Nephritis/Nephrotic/Nephrosis	5	2.2
Intentional Self-Harm (Suicide)	3	1.8	Intentional Self-Harm (Suicide)	5	2.2
Hypertension/Hypertens. Renal Dis.	2	1.2	Influenza and Pneumonia	4	1.8
Influenza and Pneumonia	2	1.2	Congenital Malformations, etc.	3	1.3
ASIAN	127	100.0	ASIAN	161	100.0
Malignant Neoplasms	35	27.6	Malignant Neoplasms	41	25.5
Diseases of the Heart	20	15.7	Diseases of the Heart	25	15.5
Cerebrovascular Diseases	12	9.4	Cerebrovascular Diseases	10	6.2
Diabetes Mellitus	6	4.7	Nephritis/Nephrotic/Nephrosis	10	6.2
Nephritis/Nephrotic/Nephrosis	5	3.9	Accidents (ex. med./surg. comp.)	8	5.0
Intentional Self-Harm (Suicide)	5	3.9	Diabetes Mellitus	6	3.7
Chronic Lower Respiratory Dis.	4	3.1	Septicemia	4	2.5
Influenza and Pneumonia	3	2.4	Hypertension/Hypertens. Renal Dis.	4	2.5
Accidents (ex. med./surg. comp.)	3	2.4	Certain Cond. Orig. Perinatal Per.	4	2.5
Alzheimer's Disease	2	1.6	Influenza and Pneumonia	3	1.9
Hypertension/Hypertens. Renal Dis.	2	1.6	Intentional Self-Harm (Suicide)	3	1.9
Chronic Liver Disease and Cirrhosis	2	1.6	In Situ/Benign/Uncer.Neoplasms	2	1.2

Source: Office of Health Informatics, Division of Public Health, Department of Health Services.

Notes: There was one record in 2011 and four records in 2012 for which race was unknown; these are included in the totals. Also included in the 2011 total is one Hawaiian female death and two Hawaiian female deaths in 2012. Underlying cause of death is the disease or injury that initiated events resulting in death. For the ICD-10 codes used for cause of death groupings, see Technical Notes, page 81. Conditions abbreviated in this table are spelled out in full in the Technical Notes.

- Among females in every race group, diseases of the heart and malignant neoplasms (cancer) were the two leading underlying causes of death in 2012.
- Cerebrovascular disease was the third leading cause of death for white and Asian females. Accidents were the third leading cause of death for African American and American Indian females.

Cause of Death

Table 20. Leading Underlying Causes of Death by Ethnicity, Wisconsin 2011 and 2012

2011			2012		
	Number	Percent		Number	Percent
TOTAL	48,100	100.0	TOTAL	48,225	100.0
Malignant Neoplasms	11,516	23.9	Diseases of the Heart	11,249	23.3
Diseases of the Heart	11,233	23.4	Malignant Neoplasms	11,185	23.2
Chronic Lower Respiratory Dis.	2,628	5.5	Accidents (ex. med./surg. comp.)	2,789	5.8
Accidents (ex. med./surg. comp.)	2,615	5.4	Cerebrovascular Diseases	2,506	5.2
Cerebrovascular Diseases	2,546	5.3	Chronic Lower Respiratory Dis.	2,505	5.2
Alzheimer's Disease	1,806	3.8	Alzheimer's Disease	1,642	3.4
Diabetes Mellitus	1,179	2.5	Diabetes Mellitus	1,275	2.6
Influenza and Pneumonia	981	2.0	Nephritis/Nephrotic/Nephrosis	1,027	2.1
Nephritis/Nephrotic/Nephrosis	980	2.0	Influenza and Pneumonia	1,000	2.1
Intentional Self-Harm (Suicide)	737	1.5	Intentional Self-Harm (Suicide)	734	1.5
NON-HISPANIC	47,565	100.0	NON-HISPANIC	47,670	100.0
Malignant Neoplasms	11,403	24.0	Diseases of the Heart	11,167	23.4
Diseases of the Heart	11,168	23.5	Malignant Neoplasms	11,061	23.2
Chronic Lower Respiratory Dis.	2,613	5.5	Accidents (ex. med./surg. comp.)	2,727	5.7
Accidents (ex. med./surg. comp.)	2,545	5.4	Chronic Lower Respiratory Dis.	2,492	5.2
Cerebrovascular Diseases	2,514	5.3	Cerebrovascular Diseases	2,479	5.2
Alzheimer's Disease	1,791	3.8	Alzheimer's Disease	1,629	3.4
Diabetes Mellitus	1,154	2.4	Diabetes Mellitus	1,247	2.6
Influenza and Pneumonia	974	2.0	Nephritis/Nephrotic/Nephrosis	1,014	2.1
Nephritis/Nephrotic/Nephrosis	968	2.0	Influenza and Pneumonia	992	2.1
Intentional Self-Harm (Suicide)	718	1.5	Intentional Self-Harm (Suicide)	721	1.5
HISPANIC/LATINO	535	100.0	HISPANIC/LATINO	555	100.0
Malignant Neoplasms	113	21.1	Malignant Neoplasms	124	22.3
Accidents (ex. med./surg. comp.)	70	13.1	Diseases of the Heart	82	14.8
Diseases of the Heart	65	12.1	Accidents (ex. med./surg. comp.)	62	11.2
Cerebrovascular Diseases	32	6.0	Diabetes Mellitus	28	5.0
Diabetes Mellitus	25	4.7	Cerebrovascular Diseases	27	4.9
Certain Cond. Orig. Perinatal Per.	19	3.6	Chronic Liver Disease & Cirrhosis	24	4.3
Intentional Self-Harm (Suicide)	19	3.6	Alzheimer's Disease	13	2.3
Chronic Liver Disease & Cirrhosis	16	3.0	Chronic Lower Respiratory Dis.	13	2.3
Alzheimer's Disease	15	2.8	Nephritis/Nephrotic/Nephrosis	13	2.3
Chronic Lower Respiratory Dis.	15	2.8	Certain Cond. Orig. Perinatal Per.	13	2.3

Source: Office of Health Informatics, Division of Public Health, Department of Health Services.

Notes: Underlying cause of death is the disease or injury that initiated the events resulting in death.
For the ICD-10 codes used for cause-of-death groupings, see Technical Notes, page 81.
Conditions abbreviated in this table are spelled out in full in the Technical Notes.

- Cancer and diseases of the heart were the leading causes of death among Hispanics/Latinos in 2012. Cancer accounted for 22 percent of deaths among Hispanics/Latinos and 23 percent of deaths among non-Hispanics in 2012.
- In 2012, accidents accounted for 11 percent of deaths among Hispanics and 6 percent of deaths among non-Hispanics.

Cause of Death

Table 21. Leading Underlying Causes of Death for Males by Ethnicity, Wisconsin 2011 and 2012

2011			2012		
	Number	Percent		Number	Percent
TOTAL	23,489	100.0	TOTAL	23,721	100.0
Malignant Neoplasms	6,040	25.7	Malignant Neoplasms	5,852	24.7
Diseases of the Heart	5,777	24.6	Diseases of the Heart	5,843	24.6
Accidents (ex. med./surg. comp.)	1,542	6.6	Accidents (ex. med./surg. comp.)	1,611	6.8
Chronic Lower Respiratory Dis.	1,251	5.3	Chronic Lower Respiratory Dis.	1,194	5.0
Cerebrovascular Diseases	1,003	4.3	Cerebrovascular Diseases	1,005	4.2
Diabetes Mellitus	614	2.6	Diabetes Mellitus	626	2.6
Intentional Self-Harm (Suicide)	563	2.4	Intentional Self-Harm (Suicide)	573	2.4
Alzheimer's Disease	513	2.2	Alzheimer's Disease	528	2.2
Nephritis/Nephrotic/Nephrosis	472	2.0	Influenza and Pneumonia	475	2.0
Influenza and Pneumonia	458	2.0	Nephritis/Nephrotic/Nephrosis	469	2.0
NON-HISPANIC	23,180	100.0	NON-HISPANIC	23,400	100.0
Malignant Neoplasms	5,966	25.7	Diseases of the Heart	5,792	24.8
Diseases of the Heart	5,744	24.8	Malignant Neoplasms	5,784	24.7
Accidents (ex. med./surg. comp.)	1,486	6.4	Accidents (ex. med./surg. comp.)	1,567	6.7
Chronic Lower Respiratory Dis.	1,244	5.4	Chronic Lower Respiratory Dis.	1,191	5.1
Cerebrovascular Diseases	979	4.2	Cerebrovascular Diseases	990	4.2
Diabetes Mellitus	600	2.6	Diabetes Mellitus	616	2.6
Intentional Self-Harm (Suicide)	549	2.4	Intentional Self-Harm (Suicide)	563	2.4
Alzheimer's Disease	511	2.2	Alzheimer's Disease	525	2.2
Nephritis/Nephrotic/Nephrosis	469	2.0	Influenza and Pneumonia	469	2.0
Influenza and Pneumonia	456	2.0	Nephritis/Nephrotic/Nephrosis	462	2.0
HISPANIC/LATINO	309	100.0	HISPANIC/LATINO	321	100.0
Malignant Neoplasms	74	23.9	Malignant Neoplasms	68	21.2
Accidents (ex. med./surg. comp.)	56	18.1	Diseases of the Heart	51	15.9
Diseases of the Heart	33	10.7	Accidents (ex. med./surg. comp.)	44	13.7
Cerebrovascular Diseases	24	7.8	Chronic Liver Disease and Cirrhosis	19	5.9
Diabetes Mellitus	14	4.5	Cerebrovascular Diseases	15	4.7
Intentional Self-Harm (Suicide)	14	4.5	Diabetes Mellitus	10	3.1
Chronic Liver Disease and Cirrhosis	8	2.6	Certain Cond. Orig. Perinatal Per.	10	3.1
Assault (Homicide)	8	2.6	Intentional Self-Harm (Suicide)	10	3.1
Chronic Lower Respiratory Dis.	7	2.3	Assault (Homicide)	10	3.1
Certain Cond. Orig. Perinatal Per.	5	1.6	Nephritis/Nephrotic/Nephrosis	7	2.2

Source: Office of Health Informatics, Division of Public Health, Department of Health Services.

Notes: Underlying cause of death is the disease or injury that initiated events resulting in death.
 For the ICD-10 codes used for cause-of-death groupings, see Technical Notes, page 81.
 Conditions abbreviated in this table are spelled out in full in the Technical Notes.

- Among Hispanic/Latino males, cancer was the leading cause of death in 2012, followed by diseases of the heart and accidents.

Cause of Death

Table 22. Leading Underlying Causes of Death for Females by Ethnicity, Wisconsin 2011 and 2012

2011			2012		
	Number	Percent		Number	Percent
TOTAL	24,609	100.0	TOTAL	24,504	100.0
Malignant Neoplasms	5,476	22.3	Diseases of the Heart	5,406	22.1
Diseases of the Heart	5,456	22.2	Malignant Neoplasms	5,333	21.8
Cerebrovascular Diseases	1,543	6.3	Cerebrovascular Diseases	1,501	6.1
Chronic Lower Respiratory Dis.	1,377	5.6	Chronic Lower Respiratory Dis.	1,311	5.4
Alzheimer's Disease	1,293	5.3	Accidents (ex. med./surg. comp.)	1,178	4.8
Accidents (ex. med./surg. comp.)	1,073	4.4	Alzheimer's Disease	1,114	4.5
Diabetes Mellitus	565	2.3	Diabetes Mellitus	649	2.6
Influenza and Pneumonia	523	2.1	Nephritis/Nephrotic/Nephrosis	558	2.3
Nephritis/Nephrotic/Nephrosis	508	2.1	Influenza and Pneumonia	525	2.1
Septicemia	257	1.0	Septicemia	260	1.1
NON-HISPANIC	24,383	100.0	NON-HISPANIC	24,270	100.0
Malignant Neoplasms	5,437	22.3	Diseases of the Heart	5,375	22.1
Diseases of the Heart	5,424	22.2	Malignant Neoplasms	5,277	21.7
Cerebrovascular Diseases	1,535	6.3	Cerebrovascular Diseases	1,489	6.1
Chronic Lower Respiratory Dis.	1,369	5.6	Chronic Lower Respiratory Dis.	1,301	5.4
Alzheimer's Disease	1,280	5.2	Accidents (ex. med./surg. comp.)	1,160	4.8
Accidents (ex. med./surg. comp.)	1,059	4.3	Alzheimer's Disease	1,104	4.5
Diabetes Mellitus	554	2.3	Diabetes Mellitus	631	2.6
Influenza and Pneumonia	518	2.1	Nephritis/Nephrotic/Nephrosis	552	2.3
Nephritis/Nephrotic/Nephrosis	499	2.0	Influenza and Pneumonia	523	2.2
Septicemia	255	1.0	Septicemia	260	1.1
HISPANIC/LATINA	226	100.0	HISPANIC/LATINA	234	100.0
Malignant Neoplasms	39	17.3	Malignant Neoplasms	56	23.9
Diseases of the Heart	32	14.2	Diseases of the Heart	31	13.2
Certain Cond. Orig. Perinatal Per.	14	6.2	Diabetes Mellitus	18	7.7
Accidents (ex. med./surg. comp.)	14	6.2	Accidents (ex. med./surg. comp.)	18	7.7
Alzheimer's Disease	13	5.8	Cerebrovascular Diseases	12	5.1
Diabetes Mellitus	11	4.9	Alzheimer's Disease	10	4.3
Nephritis/Nephrotic/Nephrosis	9	4.0	Chronic Lower Respiratory Dis.	10	4.3
Cerebrovascular Diseases	8	3.5	Nephritis/Nephrotic/Nephrosis	6	2.6
Chronic Lower Respiratory Dis.	8	3.5	Chronic Liver Disease and Cirrhosis	5	2.1
Chronic Liver Disease and Cirrhosis	8	3.5	Congenital Malformations, etc.	4	1.7

Source: Office of Health Informatics, Division of Public Health, Department of Health Services.

Notes: Underlying cause of death is the disease or injury that initiated events resulting in death. For the ICD-10 codes used for cause of death groupings, see Technical Notes, page 81. Conditions abbreviated in this table are spelled out in full in the Technical Notes.

- Among Hispanic/Latina females, cancer and heart disease were the two leading causes of death in 2012, accounting for 37 percent of total female Hispanic deaths.

Cause of Death

Table 23. Deaths by Underlying Cause of Death and County of Residence, Wisconsin, 2012

	Total	Adams	Ashland	Barron	Bayfield	Brown	Buffalo	Burnett	Calumet	Chippewa	Clark
Total Deaths, All Causes	48,225	222	161	518	162	1,808	116	158	321	482	316
Male	23,721	130	78	245	82	870	59	87	178	233	168
Female	24,504	92	83	273	80	938	57	71	143	249	148
Tuberculosis	3					1					
Human Immunodeficiency Virus (HIV)	35	1				1					
Malignant Neoplasms	11,185	61	41	115	42	450	31	42	83	118	67
Stomach	199		1	1		11	2	1	3	1	
Colon, Rectum, Anus	940	2	4	11	4	33	3	3	11	7	5
Pancreas	779	3	3	10	3	33	3	3	6	10	6
Trachea, Bronchus and Lung	2,906	31	9	36	12	119	10	12	22	37	13
Breast	760	2	4	9	2	42	1	2	5	7	7
Cervix Uteri, Corpus Uteri, Ovary	507		2	6	1	18	2	2	1	4	1
Prostate	563	3	3	4	1	16	3	5	8	4	1
Urinary Tract	616	3	2	4	2	33	1		1	5	3
Non-Hodgkins Lymphoma	423	4		3		15	2	1	4	6	3
Leukemia	495		2	5	2	22		5	4	3	6
Other Malignant Neoplasms	2,997	13	11	26	15	108	4	8	18	34	22
Diabetes Mellitus	1,275	7	5	15	4	30		6	13	11	14
Alzheimers Disease	1,642	7	8	19	7	64	2	2	13	9	12
Major Cardiovascular Diseases	14,726	68	39	176	41	569	35	33	103	164	90
Diseases of the Heart	11,249	54	31	132	30	449	29	28	87	128	64
Hyper. Heart Dis w/wo Renal Dis.	544	1	6	4	1	1	2	2	2	1	2
Ischemic Heart Disease	6,654	35	16	73	18	279	11	9	49	80	44
Other Diseases of the Heart	4,051	18	9	55	11	169	16	17	36	47	18
Hypertension/Hypertensive Renal Dis.	407	1		3		4				2	7
Cerebrovascular Diseases	2,506	12	7	31	9	102	5	4	15	22	17
Atherosclerosis	138			3		2	1			5	
Other Diseases of Circulatory System	425	1		7	2	12		1	1	7	2
Influenza and Pneumonia	1,000	3	2	17	4	30	1	4	5	15	5
Chronic Lower Respiratory Diseases	2,505	15	4	18	14	80	6	18	22	28	17
Peptic Ulcer	63	1					1		1		
Chronic Liver Disease and Cirrhosis	559	2	2	5	3	22	2	1	3	5	3
Nephritis, Nephrotic Syn./Nephrosis	1,027	7	5	10	2	40	3	3	5	13	8
Pregnancy, Childbirth & Puerperium	6										
Certain Conditions Orig./Perinatal Per.	194		1	1	2	9			1	2	3
Congenital Malformations, etc.	184	1	1	1	1	13			2	2	2
Sudden Infant Death Syndrome	29			1							
Symptoms, Signs, and Lab Findings	287	1	6	7	4	5	2	3	1	2	4
All Other Diseases	9,701	28	33	104	26	364	24	34	54	84	72
Motor Vehicle Accidents	615	6		6		13	1	2	2	4	10
All Accidents (except motor vehicle)	2,200	11	6	19	11	75	5	6	8	15	6
Intentional Self-Harm (Suicide)	734	2	8	4	1	35	3	2	5	10	3
Assault (Homicide)	185	1				7		1			
All Other External Causes	70							1			

Cause of Death

Table 23. Deaths by Underlying Cause of Death and County of Residence, Wisconsin 2012

	Columbia	Crawford	Dane	Dodge	Door	Douglas	Dunn	Eau Claire	Florence	Fond du Lac	Forest
Total Deaths, All Causes	502	187	3,025	841	331	419	284	761	35	910	116
Male	242	94	1,454	424	171	226	140	355	14	437	63
Female	260	93	1,571	417	160	193	144	406	21	473	53
Tuberculosis											
Human Immunodeficiency Virus			5				1				
Malignant Neoplasms	113	51	752	184	83	100	69	184	11	202	24
Stomach	1		18	1	1	2	1			2	1
Colon, Rectum, Anus	11	5	67	11	4	6	5	16	1	14	2
Pancreas	8	2	61	16	4	6	3	16		16	1
Trachea, Bronchus and Lung	27	14	171	45	22	33	14	41	5	49	9
Breast	3	5	55	7	3	2	5	13	1	16	
Cervix Uteri, Corpus Uteri, Ovary	7	2	46	9	2	2	4	10		5	1
Prostate	4	4	38	11	9	8	7	10	1	14	1
Urinary Tract	6	3	50	10	8	6	7	12	2	9	3
Non-Hodgkin's Lymphoma	7		30	8	3	8		7		8	
Leukemia	5	1	27	11	3	4	2	7	1	5	1
Other Malignant Neoplasms	34	15	189	55	24	23	21	52		64	5
Diabetes Mellitus	14	4	71	18	7	11	4	20	1	31	6
Alzheimer's Disease	26	7	163	34	12	11	6	14		44	2
Major Cardiovascular Diseases	149	65	800	259	119	129	91	235	12	277	38
Diseases of the Heart	110	48	606	201	91	93	70	175	11	205	32
Hyp. Heart Dis. w/wo Renal Dis.	2	1	44	4	1	4	1	6		9	2
Ischemic Heart Disease	62	27	333	126	53	48	43	90	6	131	20
Other Diseases of the Heart	46	20	229	71	37	41	26	79	5	65	10
Hypertension/Hypertens. Renal Dis.	2		19	11	2	7	4	8		8	
Cerebrovascular Diseases	32	15	144	35	20	27	15	42	1	45	4
Atherosclerosis			5	3				5		6	
Other Dis. of Circulatory System	5	2	26	9	6	2	2	5		13	2
Influenza and Pneumonia	8	4	61	13	8	6	4	18	1	10	3
Chronic Lower Respiratory Diseases	36	12	134	51	17	23	10	36	2	37	8
Peptic Ulcer			2	2			2	2		1	
Chronic Liver Disease and Cirrhosis	5	1	41	6	3	3	1	10	1	8	1
Nephritis/Nephrotic Syn./Nephrosis	10	5	45	18	6	9	8	19	2	15	
Pregnancy, Childbirth and Puerperium			1				1				
Certain Conditions Orig. in Perinatal Per.	1		14	3		4	1	2		4	
Congenital Malformations, etc.	1		15	3	1			3		6	
Sudden Infant Death Syndrome											
Symptoms, Signs and Lab. Findings	3		10	3		8	2	4	1	5	
All Other Diseases	90	31	619	184	63	83	63	156	2	187	22
Motor Vehicle Accidents	8	3	36	14	1	5	3	7		28	3
All Accidents (except motor vehicle)	26	3	181	37	8	20	12	33	2	42	6
Intentional Self-Harm (Suicide)	12	1	66	12	3	5	6	14		12	3
Assault (Homicide)			8			2		3			
All Other External Causes			1					1		1	

Cause of Death

Table 23. Deaths by Underlying Cause of Death and County of Residence, Wisconsin 2012

	Grant	Green	Green Lake	Iowa	Iron	Jackson	Jefferson	Juneau	Kenosha	Kewaunee	La Crosse
Total Deaths, All Causes	429	333	236	194	89	199	649	267	1,368	185	977
Male	196	177	107	97	51	105	337	136	674	95	453
Female	233	156	129	97	38	94	312	131	694	90	524
Tuberculosis											
Human Immunodeficiency Virus									1		1
Malignant Neoplasms	87	68	53	44	24	48	164	61	320	44	220
Stomach	2	2				1	1		3	1	5
Colon, Rectum, Anus	8	6	12	3	1	8	16	2	25	1	16
Pancreas	7	5	4	4	1	2	8	5	24	5	13
Trachea, Bronchus and Lung	19	17	12	9	8	11	37	19	87	12	66
Breast	3	6	1	1	1	5	14	5	24	1	14
Cervix Uteri, Corpus Uteri, Ovary	3	3	2	4	1	2	8	1	12	2	6
Prostate	7	6	2	2	1	2	9	5	13	3	12
Urinary Tract	3	5	5	3		1	7	2	15	1	14
Non-Hodgkin's Lymphoma	7	2	1	1	1		4	2	12	3	10
Leukemia	3	2	2	3	1		8	3	13	5	9
Other Malignant Neoplasms	25	14	12	14	9	16	52	17	92	10	55
Diabetes Mellitus	17	6	13	3		7	25	5	62	4	19
Alzheimer's Disease	31	33	7	2	2	9	28	10	26	13	23
Major Cardiovascular Diseases	144	100	73	77	30	69	189	81	426	59	249
Diseases of the Heart	113	72	59	60	25	55	152	51	329	45	173
Hyp. Heart Dis. w/wo Renal Dis.	4	1	14	2		2	6	1	10	1	2
Ischemic Heart Disease	64	38	29	43	17	37	107	34	229	27	117
Other Diseases of the Heart	45	33	16	15	8	16	39	16	90	17	54
Hypertension/Hypertens. Renal Dis.	6	1	6	1		1	4	1	20	1	8
Cerebrovascular Diseases	20	22	8	12	5	11	27	28	64	13	60
Atherosclerosis		2					1		1		3
Other Dis. of Circulatory System	5	3		4		2	5	1	12		5
Influenza and Pneumonia	8	9	4	3	1	3	16	3	37	2	26
Chronic Lower Respiratory Diseases	22	18	13	10	7	12	36	25	90	11	51
Peptic Ulcer		3	1				2				
Chronic Liver Disease and Cirrhosis	1	3	4	3	1		9	3	21	1	9
Nephritis/Nephrotic Syn./Nephrosis	9	11	3	2	3	3	13	7	27	4	24
Pregnancy, Childbirth and Puerperium											
Certain Conditions Orig. in Perinatal Per.	2	1		3					7		1
Congenital Malformations, etc.	3	1		1		1	2		4		1
Sudden Infant Death Syndrome									1		1
Symptoms, Signs and Lab. Findings				2			3	1	6	1	5
All Other Diseases	83	53	51	27	14	30	130	48	221	36	270
Motor Vehicle Accidents	4	6	2	4	2	4	6	7	10	1	10
All Accidents (except motor vehicle)	10	13	9	7	1	9	22	12	77	9	43
Intentional Self-Harm (Suicide)	7	8	3	6	2	4	3	3	21		14
Assault (Homicide)	1						1	1	6		4
All Other External Causes					2				5		6

Cause of Death

Table 23. Deaths by Underlying Cause of Death and County of Residence, Wisconsin 2012

	Lafayette	Langlad	Lincoln	Manitowoc	Marathon	Marinette	Marquette	Menominee	Milwaukee	Monroe	Oconoto
Total Deaths, All Causes	129	231	328	796	1,111	504	157	34	8,025	432	318
Male	74	119	169	397	538	264	95	19	3,865	228	159
Female	55	112	159	399	573	240	62	15	4,160	204	159
Tuberculosis											
Human Immunodeficiency Virus				1	1				15		
Malignant Neoplasms	31	64	87	196	245	118	58	7	1,745	105	83
Stomach	1	2	1	8	2	2	1		44	2	3
Colon, Rectum, Anus	3	3	9	12	21	12	7		156	8	6
Pancreas	1	3	4	18	15	10	3		103	8	4
Trachea, Bronchus and Lung	10	23	24	46	53	34	11	1	456	34	25
Breast	2	2	5	18	14	7	2	1	118	6	5
Cervix Uteri, Corpus Uteri, Ovary		1	7	13	10	7	2		96	5	6
Prostate	2	1	5	11	12	1	5	2	76	4	2
Urinary Tract	3	3	6	12	21	11	9	1	76	8	4
Non-Hodgkin's Lymphoma	1	5	2	6	11	6	1		65	5	1
Leukemia	1	5	5	5	9	1	3		70		4
Other Malignant Neoplasms	7	16	19	47	77	27	14	2	485	25	23
Diabetes Mellitus	4	6	7	16	30	5	3	4	214	24	8
Alzheimer's Disease	7	9	26	9	54	18	4		175	11	13
Major Cardiovascular Diseases	44	74	92	243	321	168	40	10	2,524	127	110
Diseases of the Heart	38	57	76	178	251	131	27	7	1,954	94	85
Hyp. Heart Dis. w/wo Renal Dis.	1	1	1	2	7	11	2	2	194	3	1
Ischemic Heart Disease	26	38	50	101	141	81	10	4	1,147	50	56
Other Diseases of the Heart	11	18	25	75	103	39	15	1	613	41	28
Hypertension/Hypertens. Renal Dis.		2	2	5	15	2	3	1	67	2	4
Cerebrovascular Diseases	6	13	12	45	50	30	7	2	384	23	19
Atherosclerosis				4		1			51	1	
Other Diseases of Circulatory System		2	2	11	5	4	3		68	7	2
Influenza and Pneumonia	2	5	4	19	7	6	1		151	5	2
Chronic Lower Respiratory Diseases	8	7	17	41	68	32	17	1	371	25	16
Peptic Ulcer	1				2				11	1	1
Chronic Liver Disease and Cirrhosis	4	5		10	10	6	2		106	4	1
Nephritis/Nephrotic Syn./Nephrosis		3	8	11	24	14	3	2	186	8	6
Pregnancy, Childbirth and Puerperium						1			2		
Certain Conditions Orig. in Perinatal Per.	1	1		5	2	2			62	4	1
Congenital Malformations, etc.			2	2	4	1			38	4	3
Sudden Infant Death Syndrome									12		
Symptoms, Signs and Lab. Findings	1			3	6	2	2		34	2	2
All Other Diseases	16	42	57	164	265	97	17	7	1,609	89	52
Motor Vehicle Accidents	2	8	5	14	16	9	3	2	73	6	6
All Accidents (except motor vehicle)	1	5	17	46	32	16	7	1	463	14	7
Intentional Self-Harm (Suicide)	4	2	6	13	19	6			104	3	6
Assault (Homicide)	3				3	1			111		
All Other External Causes				3	2	2			19		1

Cause of Death

Table 23. Deaths by Underlying Cause of Death and County of Residence, Wisconsin 2012

	Oneida	Outagamie	Ozaukee	Pepin	Pierce	Polk	Portage	Price	Racine	Richland	Rock
Total Deaths, All Causes	435	1,192	753	67	253	394	510	162	1,735	182	1,471
Male	222	594	347	36	122	202	246	77	835	100	715
Female	213	598	406	31	131	192	264	85	900	82	756
Tuberculosis									1		
Human Immunodeficiency Virus									1		2
Malignant Neoplasms	109	256	205	18	59	88	122	35	343	44	322
Stomach		6			1	2	2	1	5	1	4
Colon, Rectum, Anus	8	25	18	3	5	12	11	4	29	3	32
Pancreas	11	17	18	1	3	4	6	2	31	3	24
Trachea, Bronchus and Lung	24	63	35	2	12	24	30	7	95	7	95
Breast	4	14	16	3	3	8	12	6	21	3	23
Cervix Uteri, Corpus Uteri, Ovary	4	10	9	1	3	4		1	13	1	14
Prostate	8	16	11	1	5	4	5	1	13	2	8
Urinary Tract	5	12	12		4	5	4	1	17	3	16
Non-Hodgkin's Lymphoma	5	8	13	1	1	1	6	2	14	3	11
Leukemia	2	16	12		6	4	6	2	13	4	12
Other Malignant Neoplasms	38	69	61	6	16	20	40	8	92	14	83
Diabetes Mellitus	9	33	16	1	7	10	11	2	46	14	30
Alzheimer's Disease	20	42	29		11	11	8	6	40	5	63
Major Cardiovascular Diseases	146	390	256	24	66	129	142	53	528	50	448
Diseases of the Heart	102	307	195	17	50	98	113	43	401	33	338
Hyp. Heart Dis. w/wo Renal Dis.	7	4	27		1	5	6		18	1	6
Ischemic Heart Disease	55	183	85	8	27	52	73	24	230	20	209
Other Diseases of the Heart	40	120	83	9	22	41	34	19	153	12	123
Hypertension/Hypertens. Renal Dis.	2	9	7			2	6		21	5	12
Cerebrovascular Diseases	34	59	42	6	15	25	21	6	83	10	87
Atherosclerosis			8				1		11	2	2
Other Diseases of Circulatory Sys.	8	15	4	1	1	4	1	4	12		9
Influenza and Pneumonia	5	34	14	2	3	6	11	1	59	6	37
Chronic Lower Respiratory Diseases	27	41	42	6	10	28	23	14	88	10	92
Peptic Ulcer	2	4	1		1				3		1
Chronic Liver Disease and Cirrhosis	4	18	2			3	4	2	23		20
Nephritis/Nephrotic Syn./Nephrosis	13	22	12	2	7	9	7	5	36	2	26
Pregnancy, Childbirth and Puerperium											
Certain Conditions Orig. in Perinatal Per.	2	4	2	1			1		8	1	8
Congenital Malformations, etc.		5	2	1	1	1	1		4		7
Sudden Infant Death Syndrome		1							5		
Symptoms, Signs and Lab. Findings	4	6	3	1	12	12	1	2	11	1	8
All Other Diseases	61	262	141	8	55	68	131	34	411	33	296
Motor Vehicle Accidents	6	12	10		2	9	7	4	11	4	18
All Accidents (except motor vehicle)	19	37	12	3	14	11	29	2	80	10	68
Intentional Self-Harm (Suicide)	8	23	6		5	7	11	2	26	2	22
Assault (Homicide)		1				1			9		2
All Other External Causes		1				1	1		2		1

Cause of Death

Table 23. Deaths by Underlying Cause of Death and County of Residence, Wisconsin 2012

	Rusk	St. Croix	Sauk	Sawyer	Shawano	Sheboygan	Taylor	Trempealeau	Vernon	Vilas	Walworth
Total Deaths, All Causes	189	530	569	199	429	1,104	145	287	255	272	848
Male	102	263	269	105	220	541	72	145	135	146	413
Female	87	267	300	94	209	563	73	142	120	126	435
Tuberculosis											
Human Immunodeficiency Virus									1	1	
Malignant Neoplasms	53	111	155	49	98	245	24	65	62	70	195
Stomach	2	3	2	3		6	2	1		2	3
Colon, Rectum, Anus	8	6	14	5	9	21	4	3	5	8	13
Pancreas	6	9	12	1	3	25		6	1	2	9
Trachea, Bronchus and Lung	13	30	53	14	27	64	4	24	20	24	61
Breast	3	4	6	3	6	11		3	5	7	16
Cervix Uteri, Corpus Uteri, Ovary	2	3	6	5	5	11	1	4	3	2	7
Prostate	1	11	15	1	8	10	1	5		2	12
Urinary Tract	6	5	8		5	21	1	2	6	1	9
Non-Hodgkin's Lymphoma		6	3	1	5	8	1	2	2	3	6
Leukemia	2	4	6	4	5	9	2	1	4	2	9
Other Malignant Neoplasms	10	30	30	12	25	59	8	14	16	17	50
Diabetes Mellitus	3	22	11	3	23	31	4	6	4	6	28
Alzheimer's Disease	6	17	26	6	7	30	9	5	4	14	44
Major Cardiovascular Diseases	61	136	164	62	130	353	52	84	89	100	245
Diseases of the Heart	51	92	125	46	91	275	41	62	68	81	179
Hyp. Heart Dis. w/wo Renal Dis.		2	2	1	12	1		2	2	6	10
Ischemic Heart Disease	32	47	84	29	43	140	27	38	33	57	97
Other Diseases of the Heart	19	43	39	16	36	134	14	22	33	18	72
Hypertension/Hypertens. Renal Dis.	1	11	5		13	5	1	5	1	3	6
Cerebrovascular Diseases	7	29	30	15	24	58	5	14	16	14	43
Atherosclerosis	2	2						1			
Other Diseases of Circulatory Sys.		2	4	1	2	15	5	2	4	2	17
Influenza and Pneumonia	8	10	13	3	13	18	3	6	6	4	19
Chronic Lower Respiratory Diseases	7	27	24	10	22	44	9	19	6	14	54
Peptic Ulcer	1		2			1			1	1	1
Chronic Liver Disease and Cirrhosis	1	2	4	5	11	13	2	1	2	3	16
Nephritis/Nephrotic Syn./Nephrosis	5	11	9	6	14	23	2	13	12	8	15
Pregnancy, Childbirth and Puerperium					1						
Certain Conditions Orig. in Perinatal Per.	3	2	5		3	1	1	1	1		1
Congenital Malformations, etc.	1	2	2			5	1	2	1	2	2
Sudden Infant Death Syndrome	1				1	1				1	2
Symptoms, Signs and Lab. Findings	2	14	2	4	3	9				1	7
All Other Diseases	25	131	113	39	80	239	29	68	40	29	156
Motor Vehicle Accidents	2	6	9	3	6	15	2	3	11	3	14
All Accidents (except motor vehicle)	8	21	22	8	13	53	5	8	12	11	35
Intentional Self-Harm (Suicide)	1	12	6	1	4	14	2	6	3	4	12
Assault (Homicide)	1	4				3					
All Other External Causes		2	2			6					2

Cause of Death

Table 23. Deaths by Underlying Cause of Death and County of Residence, Wisconsin 2012

	Washburn	Washington	Waukesha	Waupaca	Waushara	Winnebago	Wood
Total Deaths, All Causes	228	1,033	3,196	699	290	1,372	759
Male	107	496	1,511	417	142	638	397
Female	121	537	1,685	282	148	734	362
Tuberculosis				1			
Human Immunodeficiency Virus			2			1	
Malignant Neoplasms	58	225	790	129	81	317	162
Stomach	1	2	11	2	1	4	4
Colon, Rectum, Anus	4	19	61	6	6	27	11
Pancreas	3	23	46	9	9	19	16
Trachea, Bronchus and Lung	14	53	198	33	23	75	37
Breast	5	13	69	9	5	26	10
Cervix Uteri, Corpus Uteri, Ovary	4	13	37	5	5	17	1
Prostate	3	14	32	11	1	19	5
Urinary Tract	3	13	40	6	5	16	10
Non-Hodgkin's Lymphoma	3	12	26	3	4	8	10
Leukemia	7	14	49	4	3	20	5
Other Malignant Neoplasms	11	49	221	41	19	86	53
Diabetes Mellitus	3	19	79	15	2	46	17
Alzheimer's Disease	7	48	98	33	3	60	18
Major Cardiovascular Diseases	87	347	879	227	99	390	247
Diseases of the Heart	63	259	682	172	84	286	189
Hyp. Heart Dis. w/wo Renal Dis.	2	11	34	3		14	3
Ischemic Heart Disease	46	164	430	109	55	148	110
Other Diseases of the Heart	15	84	218	60	29	124	76
Hypertension/Hypertens. Renal Dis.	1	8	20	3	1	27	2
Cerebrovascular Diseases	23	68	150	38	13	61	45
Atherosclerosis		2	4	7		1	1
Other Diseases of Circulatory System		10	23	7	1	15	10
Influenza and Pneumonia	5	27	76	22	8	27	18
Chronic Lower Respiratory Diseases	8	55	169	44	12	66	48
Peptic Ulcer		1	9				
Chronic Liver Disease and Cirrhosis		12	42	11	1	19	7
Nephritis/Nephrotic Syn./Nephrosis	2	18	68	14	7	28	27
Pregnancy, Childbirth and Puerperium							
Certain Conditions Orig. in Perinatal Per.		1	4		1	3	
Congenital Malformations, etc.		2	10		2	9	2
Sudden Infant Death Syndrome			1			1	
Symptoms, Signs and Lab. Findings	4	2	10	2	17	6	1
All Other Diseases	34	175	676	158	41	297	170
Motor Vehicle Accidents	9	20	36	12	12	10	7
All Accidents (except motor vehicle)	9	61	185	23	3	61	24
Intentional Self-Harm (Suicide)	2	14	52	7	1	31	9
Assault (Homicide)		5	5				1
All Other External Causes		1	5	1			1

Source: Office of Health Informatics, Division of Public Health, Department of Health Services. For the ICD-10 codes used for cause-of-death groupings, see Technical Notes, page 84. The total includes one record for which county of residence is unknown.

Cause of Death

Table 24. Deaths by Specific Underlying Cause, Wisconsin 2012

Underlying Cause of Death	Total	Male	Female
Total Deaths From All Causes	48,225	23,721	24,504
I. Certain Infectious and Parasitic Diseases (A00-B99)	832	374	458
Intestinal Infectious Diseases (A00-A09)	169	60	109
A04 Other Bacterial Intestinal Infections	108	39	69
A08 Viral and Other Specified Intestinal Infections	6	5	1
A09 Diarrhea and Gastroenteritis of Presumed Infectious Origin	55	16	39
Tuberculosis (A15-A19)	3	2	1
A16 Respiratory Tuberculosis, Not Confirmed Bacteriologically or Histologically	1		1
A18 Tuberculosis of Other Organs	2	2	
Certain Zoonotic Bacterial Diseases (A20-A28)	1		1
A28 Other Zoonotic Bacterial Diseases, Not Elsewhere Classified	1		1
Other Bacterial Diseases (A30-A49)	494	218	276
A31 Infection Due to Other Mycobacteria	6	1	5
A32 Listeriosis	2	1	1
A37 Whooping Cough	2	2	
A40 Streptococcal Septicemia	6	3	3
A41 Other Septicemia	458	201	257
A43 Nocardiosis	1	1	
A48 Other Bacterial Diseases, Not Elsewhere Classified	4	3	1
A49 Bacterial Infection of Unspecified Site	15	6	9
Other Spirochetal Diseases (A65-A69)	1	1	
A69 Other Spirochetal Infections	1	1	
Viral Infections of the Central Nervous System (A80-A89)	20	9	11
A81 Atypical Virus Infections of Central Nervous System	18	8	10
A86 Unspecified Viral Encephalitis	1	1	
A89 Unspecified Viral Infection of the Central Nervous System	1		1
Arthropod-Borne Viral Fevers and Viral Hemorrhagic Fevers (A90-A99)	3	1	2
A92 Other Mosquito-Borne Viral Fevers	3	1	2
Viral Infections Characterized by Skin/Mucous Membrane Lesions (B00-B09)	11	5	6
B00 Herpesviral (Herpes Simplex) Infections	5	2	3
B01 Varicella (Chickenpox)	1	1	
B02 Zoster (Herpes Zoster)	5	2	3
Viral Hepatitis (B15-B19)	43	27	16
B16 Acute Hepatitis B	2	2	
B17 Other Acute Viral Hepatitis	3	2	1
B18 Chronic Viral Hepatitis	38	23	15
Human Immunodeficiency Virus (HIV) Disease (B20-B24)	35	23	12
B20 HIV Disease Resulting in Infectious and Parasitic Diseases	10	7	3
B21 HIV Disease Resulting in Malignant Neoplasms	4	3	1
B22 HIV Disease Resulting in Other Specified Diseases	4	3	1
B23 HIV Disease Resulting in Other Conditions	11	8	3
B24 Unspecified HIV Disease	6	2	4

Cause of Death

Underlying Cause of Death	Total	Male	Female
Other Viral Diseases (B25-B34)	8	7	1
B25 Cytomegaloviral Disease	3	3	
B27 Infectious Mononucleosis	1	1	
B33 Other Viral Diseases, Not Elsewhere Classified	1	1	
B34 Viral Infection of Unspecified Site	3	2	1
Mycoses (B35-B49)	14	7	7
B38 Coccidioidomycosis	1	1	
B39 Histoplasmosis	1		1
B40 Blastomycosis	3	2	1
B44 Aspergillosis	3	1	2
B49 Unspecified Mycosis	6	3	3
Protozoal Diseases (B50-B64)	8	4	4
B59 Pneumocystosis	8	4	4
Helminthiases (B65-B83)	1		1
B67 Echinococcosis	1		1
Sequelae of Infectious and Parasitic Diseases (B90-B94)	13	7	6
B91 Sequelae of Poliomyelitis	2	1	1
B94 Sequelae of Other and Unspecified Infectious and Parasitic Diseases	11	6	5
Other Infectious Diseases (B99)	8	3	5
B99 Other and Unspecified Infectious Diseases	8	3	5
II. Neoplasms (C00-D48)	11,558	6,055	5,503
Malignant Neoplasms of Lip, Oral Cavity and Pharynx (C00-C14)	183	133	50
C00 Lip	2	1	1
C01 Base of Tongue	41	28	13
C02 Other and Unspecified Parts of Tongue	1		1
C03 Gum	1	1	
C04 Floor of Mouth	1	1	
C05 Palate	30	16	14
C06 Other and Unspecified Parts of Mouth	17	14	3
C07 Parotid Gland	5	3	2
C08 Other and Unspecified Major Salivary Glands	20	17	3
C09 Tonsil	23	20	3
C10 Oropharynx	11	8	3
C11 Nasopharynx	5	5	
C12 Pyriform Sinus	7	6	1
C13 Hypopharynx	19	13	6
C14 Other and Ill-Defined Sites in Lip, Oral Cavity and Pharynx	2,742	1,499	1,243
Malignant Neoplasms of Digestive Organs (C15-C26)	327	252	75
C15 Esophagus	199	120	79
C16 Stomach	28	17	11
C17 Small Intestine	11	8	3
C18 Colon	729	334	395
C19 Rectosigmoid Junction	60	34	26
C20 Rectum	137	80	57

Cause of Death

Underlying Cause of Death	Total	Male	Female
C21 Anus and Anal Canal	14	5	9
C22 Liver and Intrahepatic Bile Ducts	365	235	130
C23 Gallbladder	39	13	26
C24 Other and Unspecified Parts of Biliary Tract	31	16	15
C25 Pancreas	779	375	404
C26 Other and Ill-Defined Digestive Organs	34	18	16
Malignant Neoplasms of Respiratory and Intrathoracic Organs (C30-C39)	2,976	1,641	1,335
C30 Nasal Cavity and Middle Ear	3	1	2
C31 Accessory Sinuses	9	7	2
C32 Larynx	52	42	10
C33 Trachea	1	1	
C34 Bronchus and Lung	2,905	1,588	1,317
C37 Thymus	2		2
C38 Heart, Mediastinum and Pleura	3	2	1
C39 Other and Ill-Defined Sites in Respiratory System and Intrathoracic Organs	1		1
Malignant Neoplasms of Bone and Articular Cartilage (C40-C41)	26	13	13
C40 Bone and Articular Cartilage of Limbs	1		1
C41 Bone and Articular Cartilage of Other and Unspecified Sites	25	13	12
Melanoma and Other Malignant Neoplasms of Skin (C43-C44)	244	168	76
C43 Malignant Melanoma of Skin	176	118	58
C44 Other Malignant Neoplasms of Skin	68	50	18
Malignant Neoplasms of Mesothelial and Soft Tissue (C45-C49)	178	102	76
C45 Mesothelioma	65	53	12
C47 Peripheral Nerves and Autonomic Nervous System	3	1	2
C48 Retroperitoneum and Peritoneum	26	2	24
C49 Other Connective and Soft Tissue	84	46	38
Malignant Neoplasm of Breast (C50)	760	8	752
C50 Breast	760	8	752
Malignant Neoplasms of Female Genital Organs (C51-C58)	552		552
C51 Vulva	23		23
C52 Vagina	7		7
C53 Cervix Uteri	55		55
C54 Corpus Uteri	92		92
C55 Uterus, Part Unspecified	91		91
C56 Ovary	269		269
C57 Other and Unspecified Female Genital Organs	15		15
Malignant Neoplasms of Male Genital Organs (C60-C63)	573	573	
C60 Penis	4	4	
C61 Prostate	563	563	
C62 Testis	5	5	
C63 Other and Unspecified Female Genital Organs	1	1	

Cause of Death

Underlying Cause of Death	Total	Male	Female
Malignant Neoplasms of Urinary Tract (C64-C68)	616	426	190
C64 Kidney, Except Renal Pelvis	278	179	99
C65 Renal Pelvis	6	5	1
C66 Ureter	7	4	3
C67 Bladder	310	226	84
C68 Other and Unspecified Urinary Organs	15	12	3
Malignant Neoplasms of Eye/Brain/Oth. Parts/Central Nervous Sys. (C69-C72)	295	154	141
C69 Eye and Adnexa	4	3	1
C70 Meninges	1	1	
C71 Brain	289	149	140
C72 Spinal Cord, Cranial Nerves and Other Parts of Central Nervous System	1	1	
Malignant Neoplasms of Thyroid and Other Endocrine Glands (C73-C75)	44	25	19
C73 Thyroid Gland	30	18	12
C74 Adrenal Gland	10	5	5
C75 Other Endocrine Glands and Related Structures	4	2	2
Malignant Neoplasms of Ill-Defined, Secondary and Unspecified Sites (C76-C80)	701	363	338
C76 Other and Ill-Defined Sites	35	13	22
C78 Secondary Malignant Neoplasm of Respiratory and Digestive Organs	40	16	24
C79 Secondary Malignant Neoplasm of Other Sites	85	60	25
C80 Malignant Neoplasm Without Specification of Site	541	274	267
Malignant Neoplasms of Lymphoid, Hematopoetic and Related Tissue (C81-C96)	1,211	709	502
C81 Hodgkins Disease	21	13	8
C82 Follicular (Nodular) Non-Hodgkins Lymphoma	15	7	8
C83 Diffuse Non-Hodgkins Lymphoma	102	63	39
C84 Peripheral and Cutaneous T-Cell Lymphomas	18	9	9
C85 Other and Unspecified Types of Non-Hodgkins Lymphoma	288	158	130
C88 Malignant Immunoproliferative Diseases	6	4	2
C90 Multiple Myeloma and Malignant Plasma Cell Neoplasms	264	141	123
C91 Lymphoid Leukemia	148	94	54
C92 Myeloid Leukemia	249	156	93
C93 Monocytic Leukemia	3	2	1
C94 Other Leukemias of Specified Cell Type	1	1	
C95 Leukemia of Unspecified Cell Type	94	60	34
C96 Other/Unspecified Malignant Neoplasms Lymphoid, Hematopoietic and Related Tissue	2	1	1
Malignant Neoplasms of Independent (Primary) Multiple Sites (C97)	84	38	46
C97 Independent (Primary) Multiple Sites	84	38	46
In-Situ Neoplasms (D00-D09)	2	2	
D04 Carcinoma in Situ of Skin	1	1	
D09 Carcinoma in Situ of Other and Unspecified Sites	1	1	

Cause of Death

Underlying Cause of Death	Total	Male	Female
Benign Neoplasms (D10-D36)	31	14	17
D12 Colon, Rectum, Anus and Anal Canal	2	1	1
D13 Other and Ill-Defined Parts of Digestive System	3	1	2
D15 Other and Unspecified Intrathoracic Organs	1		1
D17 Benign Lipomatous Neoplasm	1		1
D18 Hemangioma and Lymphangioma, Any Site	2	2	
D27 Ovary	1		1
D32 Meninges	15	6	9
D33 Brain and Other Parts of Central Nervous System	3	1	2
D35 Other and Unspecified Endocrine Glands	3	3	
Neoplasms of Uncertain Or Unknown Behavior (D37-D48)	340	187	153
D37 Oral Cavity and Digestive Organs	22	7	15
D38 Middle Ear and Respiratory and Intrathoracic Organs	9	3	6
D39 Female Genital Organs	3		3
D41 Urinary Organs	10	6	4
D43 Brain and Central Nervous System	42	18	24
D44 Endocrine Glands	2	1	1
D45 Polycythemia Vera	9	4	5
D46 Myelodysplastic Syndromes	170	104	66
D47 Other Neoplasms Uncertain or Unknown Behavior of Lymphoid, Hematopoietic and Related Tissue	47	28	19
D48 Other and Unspecified Sites	26	16	10
III. Diseases of Blood and Blood-Forming Organs and Certain Disorders Involving the Immune Mechanisms (D50-D89)	177	85	92
Nutritional Anemias (D50-D53)	10	5	5
D50 Iron Deficiency Anemia	8	4	4
D51 Vitamin B12 Deficiency Anemia	2	1	1
Hemolytic Anemias (D55-D59)	13	6	7
D57 Sickle-Cell Disorders	3	3	
D58 Other Hereditary Hemolytic Anemias	5	1	4
D59 Acquired Hemolytic Anemia	5	2	3
Aplastic and Other Anemias (D60-D64)	71	32	39
D60 Acquired Pure Red Cell Aplasia (Erythroblastopenia)	1	1	
D61 Other Aplastic Anemias	20	10	10
D62 Acute Posthemorrhagic Anemia	2	1	1
D64 Other Anemias	48	20	28
Coagulation Defects, Purpura and Other Hemorrhagic Conditions (D65-D69)	38	23	15
D65 Disseminated Intravascular Coagulation (Defibrination Syndrome)	5	3	2
D68 Other Coagulation Defects	21	11	10
D69 Purpura and Other Hemorrhagic Conditions	12	9	3

Cause of Death

Underlying Cause of Death	Total	Male	Female
Other Diseases of Blood and Blood-Forming Organs (D70-D77)	20	6	14
D70 Agranulocytosis	11	3	8
D72 Other Disorders of White Blood Cells	2		2
D73 Diseases of Spleen	2	1	1
D75 Other Diseases of Blood and Blood-Forming Organs	2	1	1
D76 Certain Diseases Involving Lymphoreticular Tissue/Reticulohistiocytic Sys.	3	1	2
Certain Disorders Involving the Immune Mechanism (D80-D89)	25	13	12
D84 Other Immunodeficiencies	3	1	2
D86 Sarcoidosis	21	11	10
D89 Other Disorders Involving Immune Mechanism, Not Elsewhere Classified	1	1	
IV. Endocrine, Nutritional and Metabolic Disease (E00-E90)	1,845	903	942
Disorder of Thyroid Gland (E00-E07)	28	6	22
E03 Other Hypothyroidism	24	5	19
E04 Other Nontoxic Goitre	2		2
E05 Thyrotoxicosis (Hyperthyroidism)	2	1	1
Diabetes Mellitus (E10-E14)	1,275	626	649
E10 Insulin-Dependent Diabetes Mellitus	70	32	38
E11 Non-Insulin-Dependent Diabetes Mellitus	335	155	180
E14 Unspecified Diabetes Mellitus	870	439	431
Other Disorders of Glucose Regulation/Pancreatic Internal Secretion (E15-E16)	5	2	3
E16 Other Disorders of Pancreatic Internal Secretion	5	2	3
Disorders of Other Endocrine Glands (E20-E35)	14	8	6
E21 Hyperparathyroidism and Other Disorders of Parathyroid Gland	1		1
E22 Hyperfunction of Pituitary Gland	1		1
E23 Hypofunction and Other Disorders of Pituitary Gland	3	1	2
E25 Adrenogenital Disorders	1	1	
E27 Other Disorders of Adrenal Gland	6	5	1
E29 Testicular Dysfunction	1	1	
E34 Other Endocrine Disorders	1		1
Malnutrition (E40-E46)	48	18	30
E43 Unspecified Severe Protein-Energy Malnutrition	17	4	13
E45 Retarded Development Following Protein-Energy Malnutrition	6	2	4
E46 Unspecified Protein-Energy Malnutrition	25	12	13
Other Nutritional Deficiencies (E50-E64)	3	1	2
E53 Deficiency of Other B Group Vitamins	1		1
E63 Other Nutritional Deficiencies	2	1	1
Obesity and Other Hyperalimentation (E65-E68)	134	67	67
E66 Obesity	134	67	67
Metabolic Disorders (E70-E90)	338	175	163
E72 Other Disorders of Amino-Acid Metabolism	3	1	2
E75 Disorders of Sphingolipid Metabolism and Other Lipid Storage Disorders	4	1	3
E76 Disorders of Glycosaminoglycan Metabolism	1		1
E78 Disorders of Lipoprotein Metabolism and Other Lipidemias	168	102	66
E83 Disorders of Mineral Metabolism	9	3	6

Cause of Death

Underlying Cause of Death	Total	Male	Female
E84 Cystic Fibrosis	6	2	4
E85 Amyloidosis	28	16	12
E86 Volume Depletion	34	10	24
E87 Other Disorders of Fluid, Electrolyte and Acid-Base Balance	71	34	37
E88 Other Metabolic Disorders	14	6	8
V. Mental and Behavioral Disorders (F00-F99)	3,606	1,240	2,366
Organic, Including Symptomatic, Mental Disorders (F00-F09)	3,362	1,074	2,288
F01 Vascular Dementia	196	69	127
F03 Unspecified Dementia	3,118	986	2,132
F05 Delirium, Not Induced By Alcohol/Other Psychoactive Substances	21	11	10
F06 Other Mental Disorders Due To Brain Damage and Dysfunction and Physical Disease	27	8	19
Mental and Behavior Disorders Due to Psychoactive Substance Abuse (F10-F19)	192	139	53
F10 Use of Alcohol	172	128	44
F11 Use of Opioids	1	1	
F14 Use of Cocaine	1		1
F16 Use of Hallucinogens	1	1	
F17 Use of Tobacco	6	2	4
F18 Use of Volatile Solvents	2	1	1
F19 Multiple Drug Use and Use of Other Psychoactive Substances	9	6	3
Schizophrenia, Schizotypal and Delusional Disorders (F20-F29)	21	11	10
F20 Schizophrenia	16	8	8
F22 Persistent Delusional Disorders	1	1	
F23 Acute and Transient Psychotic Disorders	1	1	
F25 Schizoaffective Disorders	2	1	1
F29 Unspecified Nonorganic Psychosis	1		1
Mood (Affective) Disorders (F30-F39)	14	7	7
F31 Bipolar Affective Disorder	1	1	
F32 Depressive Episodes	13	6	7
Neurotic, Stress-Related and Somatoform Disorders (F40-F48)	4	1	3
F43 Reaction to Severe Stress and Adjustment Disorders	3	1	2
F48 Other Neurotic Disorders	1		1
Behavior Syndromes Associated With Physiological Disturbances/Physical Factors (F50-F59)	3	1	2
F50 Eating Disorders	2		2
F54 Psychological and Behavioral Factors Assoc. with Disorders/Diseases Classified Elsewhere	1	1	
Mental Retardation (F70-F79)	9	7	2
F72 Severe Mental Retardation	3	2	1
F79 Unspecified Mental Retardation	6	5	1
Unspecified Mental Disorder (F99)	1		1
F99 Mental Disorder, Not Otherwise Specified	1		1

Cause of Death

Underlying Cause of Death	Total	Male	Female
VI. Diseases of the Nervous System (G00-G99)	2,954	1,212	1,742
Inflammatory Diseases of the Central Nervous System (G00-G09)	24	11	13
G00 Bacterial Meningitis, Not Elsewhere Classified	4	2	2
G03 Meningitis Due to Other and Unspecified Causes	7	5	2
G04 Encephalitis, Myelitis and Encephalomyelitis	5	2	3
G06 Intracranial and Intraspinial Abscess and Granuloma	2		2
G08 Intracranial and Intraspinial Phlebitis and Thrombophlebitis	1		1
G09 Sequelae of Inflammatory Diseases of Central Nervous System	5	2	3
Systemic Atrophies Primarily Affecting Central Nervous System (G10-G14)	191	91	100
G10 Huntingtons Disease	23	10	13
G11 Hereditary Ataxia	6	3	3
G12 Spinal Muscular Atrophy and Related Syndromes	157	76	81
G14 Postpolio Syndrome	5	2	3
Extrapyramidal and Movement Disorders (G20-G26)	554	312	242
G20 Parkinsons Disease	538	304	234
G21 Secondary Parkinsonism	2	2	
G23 Other Degenerative Diseases of the Basal Ganglia	9	3	6
G24 Dystonia	3	2	1
G25 Other Extrapyramidal and Movement Disorders	2	1	1
Other Degenerative Diseases of the Nervous System (G30-G32)	1,760	595	1,165
G30 Alzheimers Disease	1,642	528	1,114
G31 Other Degenerative Diseases of Nervous System, Not Elsewhere Classified	118	67	51
Demyelinating Diseases of the Central Nervous System (G35-G37)	105	42	63
G35 Multiple Sclerosis	103	42	61
G37 Other Demyelinating Diseases of Central Nervous System	2		2
Episodic and Paroxysmal Disorders (G40-G47)	61	27	34
G40 Epilepsy	18	8	10
G41 Status Epilepticus	11	6	5
G45 Transient Cerebral Ischemic Attacks and Related Syndromes	5	1	4
G47 Sleep Disorders	27	12	15
Nerve, Nerve Root and Plexus Disorders (G50-G59)	1	1	
G52 Disorders of Other Cranial Nerves	1	1	
Polyneuropathies and Oth Disorders of Peripheral Nervous System (G60-G64)	18	9	9
G60 Hereditary and Idiopathic Neuropathy	5	4	1
G61 Inflammatory Polyneuropathy	6	2	4
G62 Other Polyneuropathies	7	3	4
Diseases of Myoneural Junction and Muscle (G70-G73)	47	25	22
G70 Myasthenia Gravis and Other Myoneural Disorders	19	8	11
G71 Primary Disorders of Muscles	23	17	6
G72 Other Myopathies	5		5

Cause of Death

Underlying Cause of Death	Total	Male	Female
Cerebral Palsy and Other Paralytic Syndromes (G80-G83)	32	18	14
G80 Infantile Cerebral Palsy	22	10	12
G81 Hemiplegia	2	2	
G82 Paraplegia and Tetraplegia	6	5	1
G83 Other Paralytic Syndromes	2	1	1
Other Disorders of the Nervous System (G90-G99)	161	81	80
G90 Disorders of Autonomic Nervous System	1		1
G91 Hydrocephalus	13	7	6
G92 Toxic Encephalopathy	3	3	
G93 Other Disorders of Brain	135	68	67
G95 Other Diseases of Spinal Cord	7	3	4
G96 Other Disorders of Central Nervous System	1		1
G98 Other Disorders of Nervous System, Not Elsewhere Classified	1		1
VII. Diseases of the Eye and Adnexa (H00-H59)	1		1
Disorders of Ocular Muscles, Binocular Movement, Accommodation and Refraction (H49-H52)	1		1
H49 Paralytic Strabismus	1		1
VIII. Diseases of the Ear and Mastoid Process (H60-H95)	5	3	2
Diseases of Middle Ear and Mastoid (H65-H75)	5	3	2
H66 Suppurative and Unspecified Otitis Media	2	2	
H70 Mastoiditis and Related Conditions	3	1	2
IX. Diseases of the Circulatory System (I00-I99)	14,821	7,310	7,511
Acute Rheumatic Fever (I00-I02)	1	1	
I01 Rheumatic Fever With Heart Involvement	1	1	
Chronic Rheumatic Heart Diseases (I05-I09)	79	26	53
I05 Rheumatic Mitral Valve Diseases	35	10	25
I06 Rheumatic Aortic Valve Diseases	1		1
I07 Rheumatic Tricuspid Valve Diseases	13	5	8
I08 Multiple Valve Diseases	27	8	19
I09 Other Rheumatic Heart Diseases	3	3	
Hypertensive Diseases (I10-I15)	952	381	571
I10 Essential (Primary) Hypertension	241	81	160
I11 Hypertensive Heart Disease	486	208	278
I12 Hypertensive Renal Disease	166	69	97
I13 Hypertensive Heart and Renal Disease	58	22	36
I15 Secondary Hypertension	1	1	
Ischemic Heart Diseases (I20-I25)	6,654	3,841	2,813
I21 Acute Myocardial Infarction	2,553	1,523	1,030
I24 Other Acute Ischemic Heart Diseases	57	25	32
I25 Chronic Ischemic Heart Disease	4,044	2,293	1,751
Pulmonary Heart Disease and Diseases of Pulmonary Circulation (I26-I28)	343	121	222
I26 Pulmonary Embolism	203	84	119
I27 Other Pulmonary Heart Diseases	140	37	103

Cause of Death

Underlying Cause of Death	Total	Male	Female
Other Forms of Heart Disease (I30-I52)	3,628	1,624	2,004
I30 Acute Pericarditis	2	1	1
I31 Other Diseases of Pericardium	12	8	4
I33 Acute and Subacute Endocarditis	22	16	6
I34 Nonrheumatic Mitral Valve Disorders	49	17	32
I35 Nonrheumatic Aortic Valve Disorders	438	192	246
I36 Nonrheumatic Tricuspid Valve Disorders	3		3
I37 Pulmonary Valve Disorders	1		1
I38 Endocarditis, Valve Unspecified	133	44	89
I40 Acute Myocarditis	9	6	3
I42 Cardiomyopathy	468	264	204
I44 Atrioventricular and Left-Bundle-Branch Block	17	5	12
I45 Other Conduction Disorders	10	6	4
I46 Cardiac Arrest	43	19	24
I47 Paroxysmal Tachycardia	17	10	7
I48 Atrial Fibrillation and Flutter	452	162	290
I49 Other Cardiac Arrhythmias	281	134	147
I50 Heart Failure	1,469	640	829
I51 Complications and Ill-Defined Descriptions of Heart Disease	202	100	102
Cerebrovascular Diseases (I60-I69)	2,506	1,005	1,501
I60 Subarachnoid Hemorrhage	111	38	73
I61 Intracerebral Hemorrhage	305	142	163
I62 Other Nontraumatic Intracranial Hemorrhage	159	84	75
I63 Cerebral Infarction	104	38	66
I64 Stroke, Not Specified as Hemorrhage or Infarction	1,361	512	849
I67 Other Cerebrovascular Diseases	108	43	65
I69 Sequelae of Cerebrovascular Disease	358	148	210
Diseases of Arteries, Arterioles and Capillaries (I70-I79)	563	268	295
I70 Atherosclerosis	138	55	83
I71 Aortic Aneurysm and Dissection	236	119	117
I72 Other Aneurysm	11	5	6
I73 Other Peripheral Vascular Diseases	152	74	78
I74 Arterial Embolism and Thrombosis	14	7	7
I77 Other Disorders of Arteries and Arterioles	12	8	4
Diseases of Veins, Lymphatic Vessels and Lymph Nodes, Not Elsewhere Classified (I80-I89)	80	39	41
I80 Phlebitis and Thrombophlebitis	58	26	32
I81 Portal Vein Thrombosis	3	2	1
I82 Other Venous Embolism and Thrombosis	4	1	3
I83 Varicose Veins of Lower Extremities	1	1	
I85 Esophageal Varices	6	5	1
I86 Varicose Veins of Other Sites	1	1	
I87 Other Disorders of Veins	5	2	3
I89 Other Noninfective Disorders of Lymphatic Vessels and Lymph Nodes	2	1	1

Cause of Death

Underlying Cause of Death	Total	Male	Female
Other and Unspecified Disorders of Circulatory System (I95-I99)	15	4	11
I95 Hypotension	4	1	3
I99 Other and Unspecified Disorders of Circulatory System	11	3	8
X. Diseases of the Respiratory System (J00-J99)	4,450	2,176	2,274
Acute Upper Respiratory Infections (J00-J06)	3		3
J06 Acute Upper Respiratory Infections of Multiple or Unspecified Sites	3		3
Influenza and Pneumonia (J09-J18)	1,000	475	525
J10 Influenza Due to Identified Influenza Virus	12	7	5
J11 Influenza, Virus Not Identified	25	3	22
J12 Viral Pneumonia, Not Elsewhere Classified	8	2	6
J13 Pneumonia Due to Streptococcus Pneumonia	4	2	2
J14 Pneumonia Due to Hemophilus Influenza	1	1	
J15 Bacterial Pneumonia, Not Elsewhere Classified	20	8	12
J18 Pneumonia, Organism Unspecified	930	452	478
Other Acute Lower Respiratory Infections (J20-J22)	8	3	5
J20 Acute Bronchitis	5	1	4
J21 Acute Bronchiolitis	3	2	1
Other Diseases of Upper Respiratory Tract (J30-J39)	8	3	5
J34 Other Disorders of Nose and Nasal Sinuses	2	1	1
J38 Diseases of Vocal Cords and Larynx, Not Elsewhere Classified	2	1	1
J39 Other Diseases of Upper Respiratory Tract	4	1	3
Chronic Lower Respiratory Diseases (J40-J47)	2,505	1,194	1,311
J40 Bronchitis, Not Specified as Acute or Chronic	4		4
J42 Unspecified Chronic Bronchitis	5	3	2
J43 Emphysema	146	71	75
J44 Other Chronic Obstructive Pulmonary Disease	2,263	1,092	1,171
J45 Asthma	71	23	48
J46 Status Asthmaticus	5	3	2
J47 Bronchiectasis	11	2	9
Lung Diseases Due to External Agents (J60-J70)	334	200	134
J60 Coalworkers Pneumoconiosis	2	2	
J61 Pneumoconiosis Due to Asbestos and Other Mineral Fibers	4	4	
J62 Pneumoconiosis Due to Dust Containing Silica	2	2	
J64 Unspecified Pneumoconiosis	1	1	
J67 Hypersensitivity Pneumonitis Due to Organic Dust	3	3	
J69 Pneumonitis Due to Solids and Liquids	322	188	134
Other Respiratory Diseases Principally Affecting the Interstitium (J80-J84)	430	210	220
J80 Adult Respiratory Distress Syndrome	34	12	22
J81 Pulmonary Edema	6	1	5
J84 Other Interstitial Pulmonary Diseases	390	197	193
Suppurative and Necrotic Conditions of Lower Respiratory Tract (J85-J86)	13	10	3
J85 Abscess of Lung and Mediastinum	6	4	2
J86 Pyothorax	7	6	1

Cause of Death

Underlying Cause of Death	Total	Male	Female
Other Diseases of Pleura (J90-J94)	20	12	8
J90 Pleural Effusion, Not Elsewhere Classified	14	8	6
J93 Pneumothorax	3	2	1
J94 Other Pleural Conditions	3	2	1
Other Diseases of the Respiratory System (J95-J99)	129	69	60
J96 Respiratory Failure, Not Elsewhere Classified	56	30	26
J98 Other Respiratory Disorders	73	39	34
XI. Diseases of the Digestive System (K00-K93)	1,770	910	860
Diseases of Oral Cavity, Salivary Glands and Jaws (K00-K14)	8	5	3
K08 Other Disorders of Teeth and Supporting Structures	3	2	1
K10 Other Diseases of Jaw	1	1	
K11 Diseases of Salivary Glands	3	2	1
K12 Stomatitis and Related Lesions	1		1
Diseases of Esophagus, Stomach and Duodenum (K20-K31)	149	65	84
K20 Esophagitis	3	2	1
K21 Gastro-Esophageal Reflux Disease	17	12	5
K22 Other Diseases of Esophagus	37	13	24
K25 Gastric Ulcer	22	9	13
K26 Duodenal Ulcer	25	13	12
K27 Peptic Ulcer, Site Unspecified	14	5	9
K28 Gastrojejunal Ulcer	2	1	1
K29 Gastritis and Duodenitis	6	4	2
K31 Other Diseases of Stomach and Duodenum	23	6	17
Diseases of Appendix (K35-K38)	8	7	1
K35 Acute Appendicitis	7	6	1
K37 Unspecified Appendicitis	1	1	
Hernia (K40-K46)	29	12	17
K40 Inguinal Hernia	5	2	3
K42 Umbilical Hernia	2	1	1
K43 Ventral Hernia	1		1
K44 Diaphragmatic Hernia	11	4	7
K46 Unspecified Hernia of Abdominal Cavity	10	5	5
Noninfective Enteritis and Colitis (K50-K52)	27	15	12
K50 Crohns Disease (Regional Enteritis)	14	8	6
K51 Ulcerative Colitis	8	3	5
K52 Other Noninfective Gastroenteritis and Colitis	5	4	1
Other Diseases of Intestines (K55-K63)	431	173	258
K55 Vascular Disorders of Intestine	172	67	105
K56 Paralytic Ileus and Intestinal Obstruction Without Hernia	131	60	71
K57 Diverticular Disease of Intestine	59	27	32
K59 Other Functional Intestinal Disorders	5	1	4
K61 Abscess of Anal and Rectal Regions	2	1	1
K62 Other Diseases of Anus and Rectum	11	4	7
K63 Other Diseases of Intestine	51	13	38

Cause of Death

Underlying Cause of Death	Total	Male	Female
Diseases of Peritoneum (K65-K67)	40	22	18
K65 Peritonitis	33	17	16
K66 Other Disorders of Peritoneum	7	5	2
Diseases of Liver (K70-K77)	732	452	280
K70 Alcoholic Liver Disease	317	227	90
K72 Hepatic Failure, Not Elsewhere Classified	75	41	34
K73 Chronic Hepatitis, Not Elsewhere Classified	1	1	
K74 Fibrosis and Cirrhosis of Liver	241	134	107
K75 Other Inflammatory Liver Diseases	15	6	9
K76 Other Diseases of Liver	83	43	40
Disorders of Gallbladder, Biliary Tract and Pancreas (K80-K87)	153	77	76
K80 Cholelithiasis	20	10	10
K81 Cholecystitis	37	14	23
K82 Other Diseases of Gallbladder	6	1	5
K83 Other Diseases of Biliary Tract	19	8	11
K85 Acute Pancreatitis	48	28	20
K86 Other Diseases of Pancreas	23	16	7
Other Diseases of the Digestive System (K90-K93)	193	82	111
K90 Intestinal Malabsorption	5	2	3
K92 Other Diseases of Digestive System	188	80	108
XII. Diseases of the Skin and Subcutaneous Tissue (L00-L99)	94	45	49
Infections of the Skin and Subcutaneous Tissue (L00-L08)	54	30	24
L02 Cutaneous Abscess, Furuncle and Carbuncle	6	4	2
L03 Cellulitis	36	17	19
L08 Other Local Infections of Skin and Subcutaneous Tissue	12	9	3
Bullous Disorders (L10-L14)	3		3
L10 Pemphigus	1		1
L12 Pemphigoid	2		2
Urticaria and Erythema (L50-L54)	3	1	2
L51 Erythema Multiforme	3	1	2
Disorders of Skin Appendages (L60-L75)	1		1
L60 Nail Disorders	1		1
Other Disorders of the Skin and Subcutaneous Tissue (L80-L99)	33	14	19
L89 Decubitus Ulcer	14	5	9
L92 Granulomatous Disorders of Skin and Subcutaneous Tissue	1		1
L93 Lupus Erythematosus	3	1	2
L97 Ulcer of Lower Limb, Not Elsewhere Classified	3		3
L98 Other Disorders of Skin and Subcutaneous Tissue, Not Elsewhere Classified	12	8	4
XIII. Diseases of the Musculoskeletal System and Connective Tissue (M00-M99)	301	93	208
Infectious Arthropathies (M00-M03)	7	4	3
M00 Pyogenic Arthritis	7	4	3

Cause of Death

Underlying Cause of Death	Total	Male	Female
Inflammatory Polyarthropathies (M05-M14)	63	14	49
M05 Seropositive Rheumatoid Arthritis	3	2	1
M06 Other Rheumatoid Arthritis	51	8	43
M10 Gout	3	2	1
M13 Other Arthritis	6	2	4
Arthrosis (M15-M19)	22	7	15
M16 Coxarthrosis (Arthrosis of Hip)	1		1
M17 Gonarthrosis (Arthrosis of Knee)	2	1	1
M19 Other Arthrosis	19	6	13
Systemic Connective Tissue Disorders (M30-M36)	66	18	48
M30 Polyarteritis Nodosa and Related Conditions	1		1
M31 Other Necrotizing Vasculopathies	16	7	9
M32 Systemic Lupus Erythematosus	11	2	9
M33 Dermatopolymyositis	4	3	1
M34 Systemic Sclerosis	27	5	22
M35 Other Systemic Involvement of Connective Tissue	7	1	6
Deforming Dorsopathies (M40-M43)	5		5
M40 Kyphosis and Lordosis	2		2
M41 Scoliosis	3		3
Spondylopathies (M45-M49)	24	9	15
M45 Ankylosing Spondylitis	3	3	
M46 Other Inflammatory Spondylopathies	9	2	7
M47 Spondylosis	4	1	3
M48 Other Spondylopathies	8	3	5
Other Dorsopathies (M50-M54)	4	2	2
M51 Other Intervertebral Disc Disorders	1		1
M54 Dorsalgia	3	2	1
Disorders of Muscles (M60-M63)	22	10	12
M60 Myositis	3	1	2
M61 Calcification and Ossification of Muscle	1		1
M62 Other Disorders of Muscle	18	9	9
Other Soft Tissue Disorders (M70-M79)	11	6	5
M72 Fibroblastic Disorders	9	5	4
M79 Other Soft Tissue Disorders, Not Elsewhere Classified	2	1	1
Disorders of Bone Density and Structure (M80-M85)	41	7	34
M80 Osteoporosis With Pathological Fracture	15	2	13
M81 Osteoporosis Without Pathological Fracture	15	1	14
M84 Disorders of Continuity of Bone	11	4	7
Other Osteopathies (M86-M90)	36	16	20
M86 Osteomyelitis	33	15	18
M88 Pagets Disease of Bone (Osteitis Deformans)	3	1	2

Cause of Death

Underlying Cause of Death	Total	Male	Female
XIV. Diseases of the Genitourinary System (N00-N99)	1,307	592	715
Glomerular Diseases (N00-N08)	12	7	5
N00 Acute Nephritic Syndrome	3	1	2
N02 Recurrent and Persistent Hematuria	1	1	
N03 Chronic Nephritic Syndrome	2	1	1
N04 Nephrotic Syndrome	2	1	1
N05 Unspecified Nephritic Syndrome	4	3	1
Renal Tubulo-Interstitial Diseases (N10-N16)	18	11	7
N10 Acute Tubulo-Interstitial Nephritis	1	1	
N11 Chronic Tubulo-Interstitial Nephritis	2	1	1
N12 Tubulo-Interstitial Nephritis, Not Specified As Acute Or Chronic	6	4	2
N13 Obstructive and Reflux Uropathy	9	5	4
Renal Failure (N17-N19)	1,014	462	552
N17 Acute Renal Failure	194	91	103
N18 Chronic Renal Failure	540	246	294
N19 Unspecified Renal Failure	280	125	155
Urolithiasis (N20-N23)	6	1	5
N20 Calculus of Kidney and Ureter	5	1	4
N21 Calculus of Lower Urinary Tract	1		1
Other Disorders of Kidney and Ureter (N25-N29)	35	16	19
N25 Disorders Resulting from Impaired Renal Tubular Function	1		1
N28 Other Disorders of Kidney and Ureter, Not Elsewhere Classified	34	16	18
Other Diseases of Urinary System (N30-N39)	209	86	123
N30 Cystitis	4	3	1
N31 Neuromuscular Dysfunction of Bladder, Not Elsewhere Classified	4	4	
N32 Other Disorders of Bladder	5	4	1
N36 Other Disorders of Urethra	1	1	
N39 Other Disorders of Urinary Tract	195	74	121
Diseases of Male Genital Organs (N40-N51)	9	9	
N40 Hyperplasia of Prostate	8	8	
N49 Inflammatory Disorders of Male Genital Organs, Not Elsewhere Classified	1	1	
Inflammatory Diseases of Female Pelvic Organs (N70-N77)	2		2
N71 Inflammatory Disease of Uterus, Except Cervix	1		1
N73 Other Female Pelvic Inflammatory Diseases	1		1
Noninflammatory Disorders of Female Genital Tract (N80-N98)	2		2
N81 Female Genital Prolapse	1		1
N82 Fistulae Involving Female Genital Tract	1		1
XV. Pregnancy, Childbirth and the Puerperium (O00-O99)	6		6
Edema, Proteinuria and Hypertensive Disorders in Pregnancy, Birth and Puerperium (O10-O16)	1		1
O10 Pre-Existing Hypertension Complicating Pregnancy, Childbirth & Puerperium	1		1
Other Maternal Disorders Predominantly Related to Pregnancy (O20-O29)	1		1
O24 Diabetes Mellitus in Pregnancy	1		1

Cause of Death

Underlying Cause of Death	Total	Male	Female
Complications Predominantly Related to the Puerperium (O85-O92)	1		1
O88 Obstetric Embolism	1		1
Other Obstetric Conditions, Not Elsewhere Classified (O95-O99)	3		3
O97 Death From Sequelae of Direct Obstetric Causes	1		1
O99 Other Maternal Diseases Classifiable Elsewhere Complicating Pregnancy, Childbirth and the Puerperium	2		2
XVI. Certain Conditions Originating in the Perinatal Period (P00-P96)	194	100	94
Fetus and Newborn Affected By Maternal Factors & Complications of Pregnancy, Labor & Delivery (P00-P04)	38	23	15
P01 Fetus and Newborn Affected By Maternal Complications of Pregnancy	18	13	5
P02 Fetus and Newborn Affected By Complications of Placenta, Cord and Membrane	16	7	9
P03 Fetus and Newborn Affected By Other Complications of Labor and Delivery	3	3	
P04 Fetus and Newborn Affected By Noxious Influence Transmitted Via Placenta/Breast Milk	1		1
Disorders Related to Length of Gestation and Fetal Growth (P05-P08)	95	49	46
P05 Slow Fetal Growth and Fetal Malnutrition	1		1
P07 Disorders Related to Short Gestation and Low Birthweight, Not Elsewhere Classified	94	49	45
Respiratory and Cardiovascular Disorders Specific to Perinatal Period (P20-P29)	24	10	14
P20 Intrauterine Hypoxia	1		1
P21 Birth Asphyxia	4	1	3
P22 Respiratory Distress of Newborn	8	2	6
P23 Congenital Pneumonia	1	1	
P25 Interstitial Emphysema and Related Conditions Originating in Perinatal Period	1		1
P26 Pulmonary Hemorrhage Originating in the Perinatal Period	2	2	
P28 Other Respiratory Conditions Originating in the Perinatal Period	4	3	1
P29 Cardiovascular Disorders Originating in the Perinatal Period	3	1	2
Infections Specific to Perinatal Period (P35-P39)	13	5	8
P35 Congenital Viral Diseases	3	1	2
P36 Bacterial Sepsis of Newborn	6	2	4
P37 Other Congenital Infectious and Parasitic Diseases	2	1	1
P39 Other Infections Specific to the Perinatal Period	2	1	1
Hemorrhagic and Hematological Disorders of Fetus and Newborn (P50-P61)	9	5	4
P52 Intracranial Nontraumatic Hemorrhage of Fetus and Newborn	8	5	3
P54 Other Neonatal Hemorrhages	1		1
Digestive System Disorders of Fetus and Newborn (P75-P78)	2		2
P77 Necrotizing Enterocolitis of Fetus and Newborn	2		2
Conditions Involving the Integument and Temperature Regulation of Fetus/Newborn (P80-P83)	4	2	2
P80 Hypothermia of Newborn	1		1
P83 Other Conditions of Integument Specific to Fetus and Newborn	3	2	1

Cause of Death

Underlying Cause of Death	Total	Male	Female
Other Disorders Originating In Perinatal Period (P90-P96)	9	6	3
P91 Other Disturbances of Cerebral Status of Newborn	8	5	3
P96 Other Conditions Originating in the Perinatal Period	1	1	
XVII. Congenital Malformations/Deformations/Chromosomal Abnormalities (Q00-Q99)	184	98	86
Congenital Malformations of the Nervous System (Q00-Q07)	28	14	14
Q00 Anencephaly and Similar Malformations	7	4	3
Q02 Microcephaly	1		1
Q03 Congenital Hydrocephalus	5	3	2
Q04 Other Congenital Malformations of Brain	10	3	7
Q05 Spina Bifida	5	4	1
Congenital Malformations of Eye, Ear, Face and Not Elsewhere Classified (Q10-Q18)	1	1	
Q15 Other Congenital Malformations of Eye	1	1	
Congenital Malformations of the Circulatory System (Q20-Q28)	43	24	19
Q20 Congenital Malformations of Cardiac Chambers and Connections	4	3	1
Q21 Congenital Malformations of Cardiac Septa	9	3	6
Q22 Congenital Malformations of Pulmonary and Tricuspid Valves	1		1
Q23 Congenital Malformations of Aortic and Mitral Valves	4	3	1
Q24 Other Congenital Malformations of the Heart	14	8	6
Q25 Congenital Malformations of Great Arteries	6	2	4
Q26 Congenital Malformations of Great Veins	1	1	
Q27 Other Congenital Malformations of Peripheral Vascular System	2	2	
Q28 Other Congenital Malformations of Circulatory System	2	2	
Congenital Malformations of the Respiratory System (Q30-Q34)	6	6	
Q31 Congenital Malformations of Larynx	1	1	
Q33 Congenital Malformations of Lung	5	5	
Congenital Malformations of the Digestive System (Q38-Q45)	1		1
Q39 Congenital Malformations of Esophagus	1		1
Congenital Malformations of the Urinary System (Q60-Q64)	16	6	10
Q60 Renal Agenesis and Other Reduction Defects of Kidney	5	3	2
Q61 Cystic Kidney Disease	11	3	8
Congenital Malformations and Deformations of the Musculoskeletal System (Q65-Q79)	9	8	1
Q77 Osteochondrodysplasia with Defects of Growth Tubular Bones and Spine	1	1	
Q78 Other Osteochondrodysplasias	4	3	1
Q79 Congenital Malformations of the Musculoskeletal System, Not Elsewhere Classified	4	4	
Other Congenital Malformations (Q80-Q89)	21	11	10
Q82 Other Congenital Malformations of Skin	1		1
Q85 Phakomatoses, Not Elsewhere Classified	3	2	1
Q87 Other Specified Congenital Malformation Syndromes Affecting Multiple Systems	8	6	2
Q89 Other Congenital Malformations, Not Elsewhere Classified	9	3	6

Cause of Death

Underlying Cause of Death	Total	Male	Female
Chromosomal Abnormalities, Not Elsewhere Classified (Q90-Q99)	59	28	31
Q90 Down's Syndrome	35	18	17
Q91 Edwards Syndrome and Patau's Syndrome	20	7	13
Q93 Monosomies and Deletions from the Autosomes, Not Elsewhere Classified	3	2	1
Q99 Other Chromosome Abnormalities, Not Elsewhere Classified	1	1	
XVIII. Symptoms, Signs and Abnormal Clinical Lab Findings, Not Elsewhere Classified (R00-R99)	316	141	175
Symptoms and Signs Involving the Circulatory and Respiratory Systems (R00-R09)	19	9	10
R00 Abnormalities of Heart Beat	1	1	
R04 Hemorrhage From Respiratory Passages	3	2	1
R06 Abnormalities of Breathing	3	1	2
R09 Other Symptoms and Signs Involving Circulatory and Respiratory System	12	5	7
Symptoms and Signs Involving the Digestive System and Abdomen (R10-R19)	11	4	7
R10 Abdominal and Pelvic Pain	1		1
R11 Nausea and Vomiting	1		1
R13 Dysphagia	4	2	2
R19 Other Symptoms and Signs Involving the Digestive System and Abdomen	5	2	3
Symptoms and Signs Involving Cognition, Perception, Emotional State and Behavior (R40-R46)	1		1
R41 Other Symptoms and Signs Involving Cognitive Functions and Awareness	1		1
Symptoms and Signs Involving Speech and Voice (R47-R49)	2	2	
R47 Other Symptoms and Signs Involving Cognitive Functions and Awareness	2	2	
General Symptoms and Signs (R50-R69)	136	49	87
R50 Fever of Unknown Origin	4	2	2
R52 Pain, Not Elsewhere Classified	1		1
R53 Malaise and Fatigue	21	5	16
R54 Senility	16	6	10
R56 Convulsions, Not Elsewhere Classified	13	10	3
R57 Shock, Not Elsewhere Classified, Not Elsewhere Classified	7	3	4
R58 Hemorrhage, Not Elsewhere Classified	13	6	7
R59 Enlarged Lymph Nodes	1		1
R62 Lack of Expected Normal Physiological Development	30	8	22
R63 Symptoms and Signs Concerning Food and Fluid Intake	5	2	3
R64 Cachexia	7	2	5
R68 Other General Symptoms and Signs	18	5	13
Abnormal Findings On Diagnostic Imaging and In Function Studies, Without Diagnosis (R90-R94)	7	2	5
R90 Abnormal Findings On Diagnostic Imaging of Central Nervous System	1		1
R91 Abnormal Findings On Diagnostic Imaging of Lung	6	2	4
Ill-Defined and Unknown Causes of Mortality (R95-R99)	140	75	65
R95 Sudden Infant Death Syndrome	29	14	15
R99 Other Ill-Defined and Unspecified Causes of Mortality	111	61	50

Cause of Death

Underlying Cause of Death	Total	Male	Female
XX. External Causes of Morbidity and Mortality (V01-Y89)	3,804	2,384	1,420
Pedestrian Injured In Transport Accident (V01-V09)	64	45	19
V01 Pedestrian Injured in Collision with Pedal Cycle	1	1	
V03 Pedestrian Injured in Collision with Car, Pick-Up Truck or Van	49	32	17
V04 Pedestrian Injured in Collision with Heavy Transport Vehicle or Bus	3	3	
V05 Pedestrian Injured in Collision with Railway Train Or Railway Vehicle	1	1	
V09 Pedestrian Injured in Other and Unspecified Transport Accidents	10	8	2
Pedal Cyclist Injured In Transport Accident (V10-V19)	11	8	3
V13 Pedal Cyclist Injured in Collision with Car, Pick-Up Truck or Van	9	6	3
V19 Pedal Cyclist Injured in Other and Unspecified Transport Accidents	2	2	
Motorcycle Rider Injured In Transport Accident (V20-V29)	103	86	17
V20 Motorcycle Rider Injured in Collision with Pedestrian Or Animal	11	9	2
V22 Motorcycle Rider Injured in Collision with 2 Or 3 Wheeled Motor Vehicle	1	1	
V23 Motorcycle Rider Injured in Collision with Car, Pick-Up Truck or Van	36	30	6
V24 Motorcycle Rider Injured in Collision with Heavy Transport Vehicle or Bus	7	7	
V27 Motorcycle Rider Injured in Collision with Fixed or Stationary Object	14	14	
V28 Motorcycle Rider Injured in Non-Collision Transport Accident	21	15	6
V29 Motorcycle Rider Injured in Other and Unspecified Transport Accidents	13	10	3
Car Occupant Injured In Transport Accident (V40-V49)	312	179	133
V40 Car Occupant Injured in Collision with Pedestrian Or Animal	2		2
V42 Car Occupant Injured in Collision with 2-3 Wheeled Motor Vehicle	1		1
V43 Car Occupant Injured in Collision with Car/Pick-Up Truck/Van	95	49	46
V44 Car Occupant Injured in Collision with Heavy Transport Vehicle Or Bus	32	14	18
V45 Car Occupant Injured in Collision with Railway Train/Railway Vehicle	2	2	
V47 Car Occupant Injured in Collision with Fixed Or Stationary Object	75	49	26
V48 Car Occupant Injured in Non-Collision Transport Accident	88	57	31
V49 Car Occupant Injured in Other and Unspecified Transport Accidents	17	8	9
Occupant of Pick-Up Truck Or Van Injured In Transport Accident (V50-V59)	63	54	9
V50 Occupant/Pick-Up Truck/Van Injured In Collision with Pedestrian or Animal	1	1	
V53 Occupant/Pick-Up Truck/Van Injured In Collision with Car/Pick-Up Truck/Van	15	13	2
V54 Occupant/Pick-Up Truck/Van Injured In Collision with Heavy Transport Vehicle/Bus	4	4	
V55 Occupant/Pick-Up Truck/Van Injured In Collision with Heavy Transport Vehicle/Bus	2	2	
V57 Occupant/Pick-Up Truck/Van Injured In Collision with Fixed or Stationary Object	16	14	2
V58 Occupant/Pick-Up Truck/Van Injured In Non-Collision Transport Accident	24	19	5
V59 Occupant/Pick-Up Truck/Van Injured In Other and Unspecified Transport Accident	1	1	

Cause of Death

Underlying Cause of Death	Total	Male	Female
Occupant of Heavy Transport Vehicle Injured In Transport Accident (V60-V69)	8	8	
V63 Occupant/Heavy Transport Vehicle Injured In Collision with Car, Pick-Up Truck or Van	1	1	
V64 Occupant/Heavy Transport Vehicle Injured In Collision with Heavy Transport Vehicle or Bus	1	1	
V67 Occupant/Heavy Transport Vehicle Injured In Collision with Fixed or Stationary Object	1	1	
V68 Occupant/Heavy Transport Vehicle Injured In Non-Collision Transport Accident	5	5	
Other Land Transport Accidents (V80-V89)	59	45	14
V80 Animal-Rider or Occupant of Animal-Drawn Vehicle Injured In Transport Accident	2	1	1
V84 Occupant of Special Vehicle Mainly Used In Agriculture Injured in Transport Accident	6	6	
V86 Occupant of Special All-Terrain or Other Motor Vehicle Designed Primarily for Off-Road Use Injured in Transport Accident	25	22	3
V87 Traffic Accident of Specified Type But Victims Mode of Transport Unknown	4	1	3
V88 Non-Traffic Accident of Specified Type But Victims Mode of Transport Unknown	1		1
V89 Motor or Nonmotor Vehicle Accident, Type of Vehicle Unspecified	21	15	6
Water Transport Accidents (V90-V94)	12	11	1
V90 Accident to Watercraft Causing Drowning and Submersion	2	2	
V91 Accident to Watercraft Causing Other Injury	1	1	
V92 Water Transport-Related Drowning and Submersion Without Accident to Watercraft	9	8	1
Air and Space Transport Accidents (V95-V97)	3	3	
V95 Accident to Powered Aircraft Causing Injury to Occupant	3	3	
Falls (W00-W19)	1,091	479	612
W00 Fall On Same Level Involving Ice and Snow	6	4	2
W01 Fall On Same Level From Slipping, Tripping and Stumbling	71	29	42
W04 Fall While Being Carried or Supported By Other Persons	5		5
W05 Fall Involving Wheelchair	44	17	27
W06 Fall Involving Bed	58	23	35
W07 Fall Involving Chair	28	7	21
W08 Fall Involving Other Furniture	5	4	1
W10 Fall On and from Stairs and Steps	101	67	34
W11 Fall On and from Ladder	12	12	
W13 Fall From, Out of or Through Building Or Structure	9	9	
W14 Fall From Tree	2	2	
W15 Fall From Cliff	1		1
W16 Diving or Jumping into Water Causing Injury Other Than Drowning or Submersion	1	1	
W17 Other Fall From One Level to Another	3	3	
W18 Other Fall On Same Level	459	188	271
W19 Unspecified Fall	286	113	173

Cause of Death

Underlying Cause of Death	Total	Male	Female
Exposure to Inanimate Mechanical Forces (W20-W49)	45	37	8
W20 Struck By Thrown, Projected or Falling Object	9	6	3
W22 Striking Against or Struck By Other Equipment	4	2	2
W24 Contact with Lifting and Transmission Devices, Not Elsewhere Classified	3	2	1
W28 Contact with Powered Lawnmower	1		1
W29 Contact with Other Powered Hand Tools and Household Machinery	1	1	
W30 Contact with Agricultural Machinery	11	11	
W31 Contact with Other and Unspecified Machinery	12	12	
W33 Rifle, Shotgun and Larger Firearm Discharge	1	1	
W34 Discharge From Other and Unspecified Firearms	1	1	
W40 Explosion of Other Materials	1		1
W44 Foreign Body Entering Into or Through Eye or Natural Orifice	1	1	
Exposure to Animate Mechanical Forces (W50-W64)	8	3	5
W50 Hit, Struck, Kicked, Twisted, Bitten or Scratched by Another Person	1		1
W51 Striking Against or Bumped Into By Another Person	1		1
W54 Bitten or Struck By Dog	1	1	
W55 Bitten or Struck By Other Mammals	3	2	1
W64 Exposure to Other and Unspecified Animate Mechanical Forces	2		2
Accidental Drowning and Submersion (W65-W74)	61	49	12
W65 Drowning and Submersion While in Bathtub	2	1	1
W66 Drowning and Submersion Following Fall into Bathtub	1		1
W67 Drowning and Submersion While in Swimming Pool	5	3	2
W68 Drowning and Submersion Following Fall Into Swimming Pool	1	1	
W69 Drowning and Submersion While in Natural Water	32	27	5
W70 Drowning and Submersion Following Fall into Natural Water	7	7	
W74 Unspecified Drowning and Submersion	13	10	3
Other Accidental Threats to Breathing (W75-W84)	103	59	44
W75 Accidental Suffocation and Strangulation in Bed	11	7	4
W76 Other Accidental Hanging and Strangulation	5	4	1
W78 Inhalation of Gastric Contents	5	2	3
W79 Inhalation and Ingestion of Food Causing Obstruction of Respiratory Tract	41	25	16
W80 Inhalation and Ingestion of Other Objects Causing Obstruction of Respiratory Tract	27	10	17
W83 Other Specified Threats to Breathing	5	5	
W84 Unspecified Threat to Breathing	9	6	3
Exposure to Electric Current/Radiation/Extreme Ambient Air Temperature and Pressure (W85-W99)	2	1	1
W86 Exposure to Other Specified Electric Current	1		1
W87 Exposure to Unspecified Electric Current	1	1	
Exposure to Smoke, Fire and Flames (X00-X09)	53	33	20
X00 Exposure to Uncontrolled Fire in Building or Structure	41	25	16
X01 Exposure to Uncontrolled Fire, Not in Building or Structure	3	2	1
X02 Exposure to Controlled Fire in Building or Structure	1	1	
X03 Exposure to Controlled Fire, Not in Building or Structure	2	1	1
X04 Exposure to Ignition of Highly Flammable Material	1	1	

Cause of Death

Underlying Cause of Death	Total	Male	Female
X06 Exposure to Ignition or Melting of Other Clothing and Apparel	2	1	1
X09 Exposure to Unspecified Smoke, Fire and Flames	3	2	1
Contact With Heat and Hot Substances (X10-X19)	2	1	1
X11 Contact with Hot Tap Water	1	1	
X12 Contact with Other Hot Fluids	1		1
Contact With Venomous Animals and Plants (X20-X29)	3	3	
X23 Contact with Hornets, Wasps and Bees	3	3	
Exposure to Forces of Nature (X30-X39)	26	11	15
X30 Exposure to Excessive Natural Heat	15	5	10
X31 Exposure to Excessive Natural Cold	10	5	5
X33 Exposure to Lightning	1	1	
Accidental Poisoning By and Exposure to Noxious Substances (X40-X49)	615	398	217
X40 Accidental Poisoning by and Exposure to Nonopioid Analgesics, Antipyretics and Antirheumatics	3	1	2
X41 Accidental Poisoning by and Exposure to Antiepileptic, Sedative-Hypnotic, Antiparkinsonism and Psychotropic Drugs, Not Elsewhere Classified	21	15	6
X42 Accidental Poisoning by and Exposure to Narcotics and Psychodysleptics (Hallucinogens), Not Elsewhere Classified	241	182	59
X43 Accidental Poisoning by and Exposure to Other Drugs Acting on Autonomic Nervous System	1	1	
X44 Accidental Poisoning by and Exposure to Other and Unspecified Drugs, Medicaments and Biological Substances	313	174	139
X45 Accidental Poisoning by and Exposure to Alcohol	23	15	8
X46 Accidental Poisoning by and Exposure to Organic Solvents/Halogenated Hydrocarbons and their Vapors	1		1
X47 Accidental Poisoning by and Exposure to Other Gases and Vapors	8	8	
X49 Accidental Poisoning by and Exposure to Other and Unspecified Chemicals and Noxious Substances	4	2	2
Accidental Exposure to Other and Unspecified Factors (X58-X59)	90	52	38
X58 Exposure to Other Specified Factors	4	1	3
X59 Exposure to Unspecified Factor	86	51	35
Intentional Self-Harm (X60-X84)	734	573	161
X60 Intentional Self-Poisoning by an Exposure to Non-Opioid Analgesics, Antipyretics and Antirheumatics	1		1
X61 Intentional Self-Poisoning by an Exposure to Antiepileptic Sedative-Hypnotic, Antiparkinsonism and Psychotropic Drugs	24	15	9
X62 Intentional Self-Poisoning by and Exposure to Narcotics and Psychodysleptics (Hallucinogens), Not Elsewhere Classified	8	6	2
X63 Intentional Self-Poisoning by and Exposure to Other Drugs Acting on the Autonomic Nervous System	2		2
X64 Intentional Self-Poisoning by and Exposure to Other and Unspecified Drugs, Medicaments and Biological Substances	63	21	42
X65 Intentional Self-Poisoning by and Exposure to Alcohol	4	3	1
X67 Intentional Self-Poisoning by and Exposure to Other Gases and Vapors	24	17	7
X69 Intentional Self-Poisoning by and Exposure to Other and Unspecified Chemicals and Noxious Substances	2	2	
X70 Intentional Self-Harm By Hanging, Strangulation and Suffocation	198	141	57

Cause of Death

Underlying Cause of Death	Total	Male	Female
X71 Intentional Self-Harm By Drowning and Submersion	10	8	2
X72 Intentional Self-Harm By Handgun Discharge	186	172	14
X73 Intentional Self-Harm By Rifle, Shotgun and Larger Firearm Discharge	138	132	6
X74 Intentional Self-Harm By Other and Unspecified Firearm Discharge	22	19	3
X75 Intentional Self-Harm By Explosive Material	1	1	
X76 Intentional Self-Harm By Smoke, Fire and Flames	3		3
X78 Intentional Self-Harm By Sharp Object	9	9	
X80 Intentional Self-Harm By Jumping from a High Place	18	12	6
X81 Intentional Self-Harm By Jumping or Lying Before Moving Object	7	5	2
X82 Intentional Self-Harm By Crashing of Motor Vehicle	3	2	1
X83 Intentional Self-Harm By Other Specified Means	7	6	1
X84 Intentional Self-Harm By Unspecified Means	4	2	2
Assault (X85-Y09)	184	143	41
X85 Assault by Drugs, Medicaments and Biological Substances	3	1	2
X91 Assault by Hanging, Strangulation and Suffocation	7	1	6
X93 Assault by Handgun Discharge	46	38	8
X94 Assault by Rifle, Shotgun and Larger Firearm Discharge	5	3	2
X95 Assault by Other and Unspecified Firearm Discharge	72	66	6
X97 Assault by Fire and Flames	4	3	1
X99 Assault by Sharp Object	21	12	9
Y00 Assault by Blunt Object	3	3	
Y03 Assault by Crashing of Motor Vehicle	1	1	
Y04 Assault by Bodily Force	2	2	
Y07 Other Maltreatment Syndromes	4	3	1
Y08 Assault by Other Specified Means	2	1	1
Y09 Assault by Unspecified Means	14	9	5
Event of Undetermined Intent (Y10-Y34)	61	41	20
Y11 Poisoning by and Exposure to Antiepileptic, Sedative-Hypnotic, Antiparkinsonism and Psychotropic Drugs, Not Elsewhere Classified, Undetermined Intent	2	1	1
Y12 Poisoning by and Exposure to Narcotics and Psychodysleptics (Hallucinogens), Not Elsewhere Classified, Undetermined Intent	9	8	1
Y13 Poisoning by and Exposure to Other Drugs Acting on Autonomic Nervous System, Undetermined Intent	1		1
Y14 Poisoning by and Exposure to Other and Unspecified Drugs, Medicaments and Biological Substances, Undetermined Intent	22	13	9
Y15 Poisoning by and Exposure to Alcohol, Undetermined Intent	1	1	
Y19 Poisoning by and Exposure to Other and Unspecified Chemicals and Noxious Substances, Undetermined Intent	2	1	1
Y20 Hanging, Strangulation and Suffocation, Undetermined Intent	4	4	
Y21 Drowning and Submersion, Undetermined Intent	4	3	1
Y22 Handgun Discharge, Undetermined Intent	1	1	
Y23 Rifle, Shotgun and Larger Firearm Discharge, Undetermined Intent	1		1
Y26 Exposure to Smoke, Fire and Flames, Undetermined Intent	2	1	1
Y30 Falling, Jumping Or Pushed From a High Place, Undetermined Intent	1	1	

Cause of Death

Underlying Cause of Death	Total	Male	Female
Y33 Other Specified Events, Undetermined Intent	3	2	1
Y34 Unspecified Event, Undetermined Intent	8	5	3
Legal Intervention and Operations Of War (Y35-Y36)	6	6	
Y35 Legal Intervention	6	6	
Complications of Medical and Surgical Care (Y40-Y59)	10	3	7
Y42 Hormones and their Synthetic Substitutes and Antagonists, Not Elsewhere Classified	1		1
Y43 Primarily Systemic Agents	2	1	1
Y44 Agents Primarily Affecting Blood Constituents	1		1
Y45 Analgesics, Antipyretics and Anti-Inflammatory Drugs	1	1	
Y46 Antiepileptics and Antiparkinsonism Drugs	1		1
Y49 Psychotropic Drugs, Not Elsewhere Classified	1	1	
Y52 Agents Primarily Affecting the Cardiovascular System	1		1
Y57 Other and Unspecified Drugs and Medicaments	2		2
Misadventures to Patients During Surgical and Medical Care (Y60-Y69)	1		1
Y60 Unintentional Cut, Puncture, Perforation or Hemorrhage During Surgical and Medical Care	1		1
Surgical and Other Medical Procedures As Cause of Abnormal Reaction of the Patient, or of Later Complication, Without Mention of Misadventure at the Time of the Procedure (Y83-Y84)	15	4	11
Y83 Surgical Operation and Other Surgical Procedures as Cause of Abnormal Reaction of the Patient, or Later Complication Without Mention of Misadventure at Time of Procedure	13	4	9
Y84 Other Medical Procedures as Cause of Abnormal Reaction of Patient, or of Later Complication, Without Mention of Misadventure at Time of Procedure	2		2
Sequelae of External Causes of Morbidity and Mortality (Y85-Y89)	59	49	10
Y85 Sequelae of Transport Accidents	28	26	2
Y86 Sequelae of Other Accidents	27	20	7
Y87 Sequelae of Intentional Self-Harm, Assault and Events of Undetermined Intent	4	3	1

Source: Office of Health Informatics, Division of Public Health, Department of Health Services.

Note: Underlying cause of death is the disease or injury that initiated events resulting in death.

Technical Notes

Reporting Requirements

As specified in Chapter 69, Wisconsin Statutes, the following is a brief outline of the sequence of events that take place when a death occurs in Wisconsin:

- Within 24 hours after being notified of a death, the filing party (usually a funeral director) must present a certificate of death to the physician or medical examiner responsible for completing and signing the medical certification.
- The medical certifier has six days after pronouncement of death to return the certificate of death back to the filing party.
- Within two days after receipt of the medical certification, the filing party must present the death certificate to the registration district (local Register of Deeds or City Health Office).
- There should be no more than nine calendar days total from date of death until filing at a local office.
- The local Register of Deeds or City Health Office must transmit the death certificate to the State Registrar within 10 working days (not including weekends) after its receipt from the filing party.
- State statute allows up to 21 days from the date of death for notification to the State Registrar.

International Classification of Disease (ICD-10) Codes

Causes of death for deaths that occurred in 1999 and subsequent years have been coded according to the World Health Organization's *International Classification of Diseases—Tenth Revision* (Geneva, Switzerland, 1992). This classification system is the current standard used by the National Center for Health Statistics. All of the cause-of-death groupings used in this report were recommended for state use by the National Center for Health Statistics and the World Health Organization.

Listed below are the ICD-10 codes used for ranking leading causes of death in Tables 11, 12, 13, 17, 18, 19, 20, 21 and 22 (List A). Please note that different groupings are used for ranking leading causes of infant deaths (age less than one year) in Tables 11, 12 and 13 (List B).

List A

Salmonella Infections (A01-A02)
Shigellosis and Amebiasis (A03, A06)
Tuberculosis (A16-A19)
Whooping Cough (A37)
Scarlet Fever and Erysipelas (A38, A46)
Meningococcal Infection (A39)
Septicemia (A40-A41)
Syphilis (A50-A53)
Acute Poliomyelitis (A80)
Arthropod-Borne Viral Encephalitis (A83-A84, A85.2)
Measles (B05)
Viral Hepatitis (B15-B19)
Human Immunodeficiency Virus (HIV) Disease (B20-B24)
Malaria (B50-B54)
Malignant Neoplasms (Cancer) (C00-C97)
In Situ Neoplasms, Benign Neoplasms and Neoplasms of Uncertain or Unknown Behavior (D00-D48)
Anemias (D50-D64)
Diabetes Mellitus (E10-E14)
Nutritional Deficiencies (E40-E64)
Meningitis (G00, G03)
Parkinson's Disease (G20-G21)
Alzheimer's Disease (G30)
Diseases of the Heart (I00-I09, I11, I13, I20-I51)
Essential Hypertension and Hypertensive Renal Disease (I10, I12, I15)
Cerebrovascular Diseases (Stroke) (I60-I69)
Atherosclerosis (I70)
Aortic Aneurysm and Dissection (I71)
Influenza and Pneumonia (J09-J18)
Acute Bronchitis and Bronchiolitis (J20-J21)
Chronic Lower Respiratory Diseases (J40-J47)
Pneumoconioses and Chemical Effects (J60-J66, J68)
Pneumonitis Due to Solids and Liquids (J69)
Peptic Ulcer (K25-K28)
Diseases of Appendix (K35-K38)
Hernia (K40-K46)

Chronic Liver Disease and Cirrhosis (K70, K73-K74)
Cholelithiasis and Other Disorders of Gallbladder (K80-K82)
Nephritis, Nephrotic Syndrome and Nephrosis (N00-N07, N17-N19, N25-N27)
Infections of Kidney (N10-N12, N13.6, N15.1)
Hyperplasia of Prostate (N40)
Inflammatory Disease of Female Pelvic Organs (N70-N76)
Pregnancy, Childbirth and the Puerperium (O00-O99)
Certain Conditions Originating in the Perinatal Period (P00-P96)
Congenital Malformations, Deformations and Chromosomal Abnormalities (Q00-Q99)
Accidents (excluding medical/surgical complications) (V01-X59, Y85-Y86)
Intentional Self-Harm (Suicide) (U03, X60-X84, Y87.0)
Assault (Homicide) (U01-U02, X85-Y09, Y87.1)
Legal Intervention (Y35, Y89.0)
Operations of War and Their Sequelae (Y36, Y89.1)
Complications of Medical and Surgical Care (Y40-Y84, Y88)
All Other (All Other Codes)

List B (used for Tables 11, 12 and 13 for infants only)

Diarrhea and Gastroenteritis of Presumed Infectious Origin (A09)
Tuberculosis (A16-A19)
Tetanus (A33, A35)
Diphtheria (A36)
Whooping Cough (A37)
Meningococcal Infection (A39)
Septicemia (A40-A41)
Congenital Syphilis (A50)
Gonococcal Infection (A54)
Acute Poliomyelitis (A80)
Varicella (Chickenpox) (B01)
Measles (B05)
Human Immunodeficiency Virus (HIV) Disease (B20-B24)
Mumps (B26)
Candidiasis (B37)
Malaria (B50-B54)
Pneumocystosis (B59)
Malignant Neoplasms (C00-C97)
In Situ Neoplasms, Benign Neoplasms and Neoplasms of Uncertain or Unknown Behavior (D00-D48)
Diseases of the Blood and Blood-Forming Organs and Certain Disorders Involving the Immune Mechanism (D50-D89)
Short Stature, Not Elsewhere Classified (E34.3)
Nutritional Deficiencies (E40-E64)
Cystic Fibrosis (E84)
Volume Depletion, Disorders of Fluid, Electrolyte and Acid-Base Balance (E86-E87)
Meningitis (G00, G03)
Infantile Spinal Muscular Atrophy, Type I (Werdnig-Hoffman) (G12.0)
Infantile Cerebral Palsy (G80)
Anoxic Brain Damage, Not Elsewhere Classified (G93.1)
Diseases of the Ear and Mastoid Process (H60-H93)

Diseases of the Circulatory System (I00-I99)
Acute Upper Respiratory Infections (J00-J06)
Influenza and Pneumonia (J09-J18)
Acute Bronchitis and Acute Bronchiolitis (J20-J21)
Bronchitis, Chronic and Unspecified (J40-J42)
Asthma (J45-J46)
Pneumonitis Due to Solids and Liquids (J69)
Gastritis, Duodenitis and Noninfective Enteritis and Colitis (K29, K50-K55)
Hernia of Abdominal Cavity and Intestinal Obstruction Without Hernia (K40-K46, K56)
Renal Failure and Other Disorders of Kidney (N17-N19, N25, N27)
Newborn Affected by Maternal Hypertensive Disorders (P00.0)
Newborn Affected by Other Maternal Conditions Which May be Unrelated to Present Pregnancy (P00.1-P00.9)
Newborn Affected by Maternal Complications of Pregnancy (P01)
Newborn Affected by Complications of Placenta, Cord and Membranes (P02)
Newborn Affected by Other Complications of Labor and Delivery (P03)
Newborn Affected by Noxious Influences Transmitted Via Placenta or Breast Milk (P04)
Slow Fetal Growth and Fetal Malnutrition (P05)
Disorders Related to Short Gestation and Low Birth Weight, Not Elsewhere Classified (P07)
Disorders Related to Long Gestation and High Birth Weight (P08)
Birth Trauma (P10-P15)
Intrauterine Hypoxia and Birth Asphyxia (P20-P21)
Respiratory Distress of Newborn (P22)
Congenital Pneumonia (P23)
Neonatal Aspiration Syndromes (P24)
Interstitial Emphysema and Related Conditions Originating in the Perinatal Period (P25)
Pulmonary Hemorrhage Originating in the Perinatal Period (P26)
Chronic Respiratory Disease Originating in the Perinatal Period (P27)
Atelectasis (P28.0-P28.1)
Bacterial Sepsis of Newborn (P36)
Omphalitis of Newborn With or Without Mild Hemorrhage (P38)
Neonatal Hemorrhage (P50-P52, P54)
Hemorrhagic Disease of Newborn (P53)
Hemolytic Disease of Newborn Due to Isoimmunization and Other Perinatal Jaundice (P55-P59)
Hematological Disorders (P60-P61)
Syndrome of Infant of a Diabetic Mother and Neonatal Diabetes Mellitus (P70.0-P70.2)
Necrotizing Enterocolitis of Newborn (P77)
Hydrops Fetalis Not Due to Hemolytic Disease (P83.2)
Congenital Malformations, Deformations and Chromosomal Abnormalities (Q00-Q99)
Sudden Infant Death Syndrome (R95)
Accidents (excluding medical/surgical complications) (V01-X59)
Assault (Homicide) (U01-U02, X85-Y09)
Complications of Medical and Surgical Care (Y40-Y84)
All Other (All Other Codes)

International Classification of Disease (ICD-10) codes used for groupings in Table 10:

Tuberculosis (A16-A19)
Syphilis (A50-A53)
Human Immunodeficiency Virus (HIV) Disease (B20-B24)
Malignant Neoplasms (Cancer) (C00-C97)
Diabetes Mellitus (E10-E14)
Alzheimer's Disease (G30)
Diseases of the Heart (I00-I09, I11, I13, I20-I51)
Essential Hypertension and Hypertensive Renal Disease (I10, I12, I15)
Cerebrovascular Diseases (Stroke) (I60-I69)
Atherosclerosis (I70)
Other Diseases of Circulatory System (I71-I78)
Influenza and Pneumonia (J09-J18)
Chronic Lower Respiratory Diseases (J40-J47)
Peptic Ulcer (K25-K28)
Chronic Liver Disease and Cirrhosis (K70, K73-K74)
Nephritis, Nephrotic Syndrome and Nephrosis (N00-N07, N17-N19, N25-N27)
Pregnancy, Childbirth and the Puerperium (O00-O99)
Certain Conditions Originating in the Perinatal Period (P00-P96)
Congenital Malformations, Deformations and Chromosomal Abnormalities (Q00-Q99)
Sudden Infant Death Syndrome (R95)
Symptoms, Signs and Abnormal Clinical and Laboratory Findings,
 Not Elsewhere Classified (R00-R94, R96-R99)
Motor Vehicle Accidents (V02-V04, V09.0, V09.2, V12-V14, V19.0-V19.2, V19.4-V19.6,
 V20-V79, V80.3-V80.5, V81.0-V81.1, V82.0-V82.1, V83-V86, V87.0-V87.8,
 V88.0-V88.8, V89.0, V89.2)
All Accidents (except motor vehicle) (V01, V05-V06, V09.1, V09.3-V09.9, V10-V11,
 V15-V18, V19.3, V19.8-V19.9, V800-V802, V80.6-V80.9, V81.2-V81.9,
 V82.2-V82.9, V87.9, V88.9, V89.1, V89.3, V89.9, V90-X59, Y40-Y86, Y88)
Intentional Self-Harm (Suicide) (U03, X60-X84, Y87.0)
Assault (Homicide) (U01-U02, X85-Y09, Y87.1)
All Other External Causes (Y10-Y36, Y89, Y87.2)
All Other Diseases (All Other Disease Codes)

International Classification of Disease (ICD-10) codes used for groupings in Tables 14, 15, 16 and 23:

Tuberculosis (A16-A19)
Syphilis (A50-A53)
Human Immunodeficiency Virus (HIV) Disease (B20-B24)
Malignant Neoplasms (Cancer) (C00-C97)
 Malignant Neoplasm of Stomach (C16)
 Malignant Neoplasms of Colon, Rectum and Anus (C18-C21)
 Malignant Neoplasm of Pancreas (C25)
 Malignant Neoplasms of Trachea, Bronchus and Lung (C33-C34)
 Malignant Neoplasm of Breast (C50)
 Malignant Neoplasms of Cervix Uteri, Corpus Uteri and Ovary (C53-C56)
 Malignant Neoplasm of Prostate (C61)
 Malignant Neoplasms of Urinary Tract (C64-C68)

Non-Hodgkin's Lymphoma (C82-C85)
Leukemia (C91-C95)
Other Malignant Neoplasms (C00-C15, C17, C22-C24, C26-C32, C37-C49,
C51-C52, C57-C60, C62-C63, C69-C81, C88, C90, C96-C97)
Diabetes Mellitus (E10-E14)
Alzheimer's Disease (G30)
Major Cardiovascular Diseases (I00-I78)
 Diseases of the Heart (I00-I09, I11, I13, I20-I51)
 Hypertensive Heart Disease With or Without Renal Disease (I11, I13)
 Ischemic Heart Diseases (I20-I25)
 Other Diseases of the Heart (I00-I09, I26-I51)
 Essential Hypertension and Hypertensive Renal Disease (I10, I12, I15)
 Cerebrovascular Diseases (Stroke) (I60-I69)
 Atherosclerosis (I70)
 Other Diseases of Circulatory System (I71-I78)
Influenza and Pneumonia (J09-J18)
Chronic Lower Respiratory Diseases (J40-J47)
Peptic Ulcer (K25-K28)
Chronic Liver Disease and Cirrhosis (K70, K73-K74)
Nephritis, Nephrotic Syndrome and Nephrosis (N00-N07, N17-N19, N25-N27)
Pregnancy, Childbirth and the Puerperium (O00-O99)
Certain Conditions Originating in the Perinatal Period (P00-P96)
Congenital Malformations, Deformations and Chromosomal Abnormalities (Q00-Q99)
Sudden Infant Death Syndrome (R95)
Symptoms, Signs and Abnormal Clinical and Laboratory Findings,
 Not Elsewhere Classified (R00-R94, R96-R99)
All Other Diseases (All Other Disease Codes)
Motor Vehicle Accidents (V02-V04, V09.0, V09.2, V12-V14, V19.0-V19.2, V19.4-V19.6,
V20-V79, V80.3-V80.5, V81.0-V81.1, V82.0-V82.1, V83-V86, V87.0-V87.8,
V88.0-V88.8, V89.0, V89.2)
All Accidents (except motor vehicle) (V01, V05-V06, V09.1, V09.3-V09.9, V10-V11,
V15-V18, V19.3, V19.8-V19.9, V80.0-V80.2, V80.6-V80.9, V81.2-V81.9,
V82.2-V82.9, V87.9, V88.9, V89.1, V89.3, V89.9, V90-X59, Y40-Y86, Y88)
Intentional Self-Harm (Suicide) (U03, X60-X84, Y87.0)
Assault (Homicide) (U01-U02, X85-Y09, Y87.1)
All Other External Causes (Y10-Y36, Y89, Y87.2)

Map 2. Wisconsin Department of Health Services Regions, 2012



Source: Office of Health Informatics, Division of Public Health, Department of Health Services.

Note: New Department of Health Services regions were established in July 1996 and again in February 2004. Effective with 2003 data, Vernon County was included in the Southern Region instead of the Western Region. Comparisons with regional data in previous publications may therefore be affected.

Table A1. Wisconsin Population Estimates by Age and Sex, July 1, 2012

Age Group	Total	Male	Female
All Ages	5,715,220	2,837,520	2,877,700
Under 1	67,229	34,487	32,741
1-4	282,700	144,520	138,180
5-9	366,220	187,370	178,850
10-14	372,470	190,160	182,310
15-19	388,930	199,030	189,900
20-24	390,400	198,820	191,580
25-29	366,900	186,730	180,170
30-34	366,070	186,280	179,790
35-39	330,340	167,410	162,930
40-44	367,500	185,500	182,000
45-49	407,630	204,110	203,520
50-54	441,570	220,040	221,530
55-59	403,980	201,530	202,450
60-64	340,400	169,040	171,360
65-69	254,950	123,680	131,270
70-74	184,340	86,550	97,790
75-79	142,830	63,690	78,140
80-84	116,840	48,260	68,580
85-89	79,170	28,340	50,830
90-94	34,570	9,930	24,640
95 +	10,180	2,040	8,140

Source: Office of Health Informatics, Division of Public Health, Department of Health Services.

Note: Numbers may not sum to totals due to rounding.

The infant (under age 1) figures are the number of live births to Wisconsin residents that occurred in 2012.

Table A2. Wisconsin Population Estimates by Age and Sex, July 1, 2011

Age Group	Total	Male	Female
All Ages	5,688,420	2,823,130	2,865,290
Under 1	68,367	35,010	33,357
1-4	290,110	148,390	141,720
5-9	368,770	188,350	180,420
10-14	376,050	192,280	183,770
15-19	399,340	204,860	194,480
20-24	386,590	196,920	189,670
25-29	372,450	189,410	183,040
30-34	349,420	178,160	171,260
35-39	345,360	174,650	170,710
40-44	380,440	191,770	188,670
45-49	437,670	218,560	219,110
50-54	436,190	218,330	217,860
55-59	386,030	192,990	193,040
60-64	313,940	155,850	158,090
65-69	227,130	109,220	117,910
70-74	173,570	81,080	92,490
75-79	141,320	62,240	79,080
80-84	117,150	47,600	69,550
85-89	75,610	26,330	49,280
90-94	33,120	9,230	23,890
95 +	9,790	1,900	7,890

Source: Office of Health Informatics, Division of Public Health, Department of Health Services.

Note: Numbers may not sum to total due to rounding.
 The infant (under age 1) figures are the number of live births to Wisconsin residents that occurred in 2011.

Table A3. Wisconsin Population Estimates by Race, Ethnicity and Sex, July 1, 2012

RACE	Total		Hispanic/Latino		Non-Hispanic/Latino	
	Male	Female	Male	Female	Male	Female
White	2,512,003	2,540,109	163,237	147,371	2,348,766	2,392,738
Black/African American	182,924	190,351	7,891	7,999	175,033	182,352
American Indian	31,185	30,836	6,476	5,918	24,709	24,918
Asian	68,599	72,286	1,326	1,299	67,273	70,987
Native Hawaiian/Other Pacific Islander	1,395	1,245	513	454	882	791
Two or More Races	46,966	48,499	6,530	6,454	40,436	42,045
Total	2,843,072	2,883,326	185,973	169,495	2,657,099	2,713,831

Source: United States Census Bureau.

Note: Totals differ from those produced by the Office of Health Informatics shown in Table A1 because different methods were used to produce the estimates.

Table A4. Wisconsin Life Expectancy by Sex and Age Group, 2010-2012

Age Group	Life Expectancy (Years)		
	Males	Females	Total Population
0	78.0	82.5	80.3
1-4	77.4	81.8	79.6
5-9	73.4	77.9	75.7
10-14	68.5	72.9	70.7
15-19	63.5	68.0	65.8
20-24	58.7	63.1	60.9
25-29	54.0	58.2	56.2
30-34	49.4	53.3	51.4
35-39	44.7	48.5	46.6
40-44	40.0	43.7	41.9
45-49	35.3	39.0	37.2
50-54	30.9	34.3	32.7
55-59	26.6	29.8	28.3
60-64	22.5	25.5	24.1
65-69	18.6	21.3	20.0
70-74	14.9	17.3	16.2
75-79	11.6	13.7	12.8
80-84	8.7	10.4	9.7
85-89	6.2	7.5	7.0
90-94	4.2	5.1	4.9
95 +	2.9	3.5	3.4

Source: Office of Health Informatics, Division of Public Health, Department of Health Services.

Note: This table shows current life expectancy at various ages for Wisconsin's total population and for males and females. These life expectancy estimates are based on age-specific death rates that occurred during the three-year period 2010-2012.

For example, the life expectancy at birth in 2010-2012 was 80.3 years. This is the average number of years that babies born in these years would live if throughout their lives they experienced the age-specific death rates experienced in 2010-2012. For boys, life expectancy at birth was 78.0 years. For girls, life expectancy at birth was 82.5 years.

Table A5. Wisconsin Population Estimates by County, July 1, 2012

Total	5,715,331		
Adams	20,770	Marathon	134,648
Ashland	16,050	Marinette	41,671
Barron	45,877	Marquette	15,326
Bayfield	15,080	Menominee	4,261
Brown	251,599	Milwaukee	951,315
Buffalo	13,535	Monroe	45,113
Burnett	15,447	Oconto	37,725
Calumet	49,407	Oneida	35,938
Chippewa	62,870	Outagamie	178,693
Clark	34,618	Ozaukee	86,723
Columbia	56,728	Pepin	7,437
Crawford	16,617	Pierce	40,953
Dane	496,997	Polk	44,021
Dodge	88,660	Portage	70,713
Door	27,886	Price	14,014
Douglas	44,084	Racine	195,118
Dunn	43,937	Richland	17,959
Eau Claire	99,888	Rock	160,229
Florence	4,406	Rusk	14,614
Fond du Lac	101,925	St. Croix	85,111
Forest	9,206	Sauk	62,213
Grant	51,420	Sawyer	16,638
Green	36,857	Shawano	41,802
Green Lake	19,077	Sheboygan	115,314
Iowa	23,761	Taylor	20,638
Iron	5,874	Trempealeau	29,119
Jackson	20,519	Vernon	30,021
Jefferson	84,097	Vilas	21,431
Juneau	26,810	Walworth	102,655
Kenosha	167,227	Washburn	15,890
Kewaunee	20,619	Washington	132,584
La Crosse	115,985	Waukesha	391,564
Lafayette	16,879	Waupaca	52,289
Langlade	19,788	Waushara	24,485
Lincoln	28,798	Winnebago	168,119
Manitowoc	81,158	Wood	74,531

Source: Office of Health Informatics, Division of Public Health, Department of Health Services.

Wisconsin Deaths, 2012

P-45368-12 (April 2014)

Office of Health Informatics
Division of Public Health
Wisconsin Department of Health Services