

---

# Wisconsin Deaths

## 2008

October 2009

---

*Office of Health Informatics  
Division of Public Health  
Wisconsin Department of Health Services*

## Foreword

This report, *Wisconsin Deaths, 2008*, presents key information about deaths of Wisconsin residents that occurred in 2008 and previous years. Information is included on the number and rate of deaths overall and by age, sex and cause. *Wisconsin Deaths* has been published annually since the 1995 data year, and replaced the earlier report series *Vital Statistics* (data years 1984-1994), *Public Health Statistics* (1952-1983), and *Annual Report of Morbidity and Mortality* (1948-1951).

The source of data for this report is death certificates filed with the State Registrar, Vital Records Section, Office of Health Informatics (formerly the Bureau of Health Information and Policy), Division of Public Health, Wisconsin Department of Health Services.

The Office of Health Informatics would like to recognize the following: local Register of Deeds offices and the Milwaukee and West Allis city health offices (for registering deaths), coroners and medical examiners (for certifying causes of death), hospitals and physicians (for certifying deaths), and funeral directors (for filing death certificates). We would also like to acknowledge and thank other states and countries for submitting data on deaths of Wisconsin residents that occurred in those places.

The Department of Health Services produced this publication. Staff of the Vital Records Registration and Statistics Unit, Office of Health Informatics, collected and compiled the death records. Joyce Knapton prepared the report and wrote the narrative. Patricia Nametz edited the report. Draft review and comments were provided by Karl Pearson in the Office of Health Informatics. The report was prepared under the supervision of Jane Kraus, Supervisor, Registration and Statistics Unit, and John Kiesow, State Registrar, Vital Records Section.

Death, birth, hospitalization and other health-related statistical information for Wisconsin is also available through the Internet on the Department of Health Services Web site, at <http://dhs.wisconsin.gov/stats>. Wisconsin Interactive Statistics on Health (WISH) is a data query system that allows users to obtain death and other data tailored to their specifications, at <http://dhs.wisconsin.gov/wish>.

Comments, suggestions and requests for additional data may be addressed to:

Joyce Knapton  
Office of Health Informatics  
Division of Public Health  
Department of Health Services  
P.O. Box 309  
Madison, WI 53701-0309  
Telephone: (608) 267-7815  
E-mail: [Joyce.Knapton@dhs.wisconsin.gov](mailto:Joyce.Knapton@dhs.wisconsin.gov)

**Suggested citation:**

Wisconsin Department of Health Services, Division of Public Health, Office of Health Informatics. *Wisconsin Deaths, 2008* (P-45368-08). October 2009.

# Table of Contents

<b>Foreword</b> .....	ii
<b>Introduction</b> .....	1
<b>Key Findings</b> .....	2
<b>Deaths and Death Rates</b>	
Table 1. Deaths and Death Rates, Wisconsin and U.S., Selected Years .....	3
Table 2. Deaths and Death Rates by Age and Sex, 2008.....	4
Table 3. Population, Deaths and Death Rates by Region of Residence, 2008 .....	5
Table 4. Deaths by County of Residence, 1999-2008 .....	6
Table 5. Deaths by County of Residence and Selected Minor Civil Divisions, 2008 .....	8
Table 6. Deaths by County of Residence and Occurrence, 2008 .....	12
Table 7. Deaths by Disposition of Body, 1999-2008 .....	13
Table 8. Autopsies Performed by Age of Decedent, Selected Years, 1980-2008 .....	14
Table 9. Deaths by Injury at Work by Age, Sex, Race and Hispanic Origin, 2008 .....	15
Map 1. Number of Infant Deaths by County of Residence, 2008.....	16
Figure 1. Death Rates from Diseases of the Heart by Selected Age Groups and Sex, 2008 .....	17
Figure 2. Death Rates from Malignant Neoplasms (Cancer) by Selected Age Groups and Sex, 2008.....	18
Figure 3. Death Rates from Cerebrovascular Diseases (Stroke) by Selected Age Groups and Sex, 2008.....	19
<b>Cause of Death</b>	
Table 10. Summary Categories of Cause of Death, 2008.....	20
Table 11. Leading Underlying Causes of Death by Age, 2007 and 2008 .....	21
Table 12. Leading Underlying Causes of Death for Males, by Age, 2007 and 2008.....	24
Table 13. Leading Underlying Causes of Death for Females, by Age, 2007 and 2008 .....	27
Table 14. Deaths by Underlying Cause of Death, Age and Sex, 2008.....	30
Table 15. Deaths by Underlying Cause of Death, Race and Sex, 2008.....	36
Table 16. Deaths by Underlying Cause of Death, Ethnicity and Sex, 2008 .....	38
Table 17. Leading Underlying Causes of Death by Race, 2006 and 2008 .....	39
Table 18. Leading Underlying Causes of Death for Males by Race, 2007 and 2008.....	41
Table 19. Leading Underlying Causes of Death for Females by Race, 2007 and 2008 .....	43
Table 20. Leading Underlying Causes of Death by Ethnicity, 2007 and 2008 .....	45
Table 21. Leading Underlying Causes of Death for Males by Ethnicity, 2007 and 2008.....	46
Table 22. Leading Underlying Causes of Death for Females by Ethnicity, 2007 and 2008 .....	47
Table 23. Deaths by Underlying Cause of Death and County of Residence, 2008 .....	48
Table 24. Deaths by Leading Specific Underlying Cause, 2008 .....	55
<b>Technical Notes</b>	
Reporting Requirements .....	79
International Classification of Disease (ICD-10) Groupings .....	80
Map 2. Department of Health Services Regions .....	85
Table A1. Wisconsin Population Estimates by Age and Sex, July 1, 2008 .....	86
Table A2. Wisconsin Population Estimates by Age and Sex, July 1, 2007 .....	87
Table A3. Wisconsin Population Estimates by Race, Ethnicity and Sex, July 1, 2008 .....	88
Table A4. Wisconsin Life Expectancy by Sex and Age Group, 2006-2008 .....	89



## Introduction

All tables and figures in this report present Wisconsin resident data (deaths of Wisconsin residents). This means that deaths have been assigned to the area where the person lived (usually legal residence), regardless of where the death occurred. Most of the deaths reported in this publication occurred in Wisconsin, although the State Vital Records Office receives death certificates of Wisconsin residents from other states and countries as well. (Reports of deaths that occurred outside Wisconsin are thought to be substantially complete – see note below.)

Chapter 69, Wisconsin Statutes, authorizes the Department of Health Services to supervise and direct the collection of death data. This statute also indicates how local registrars are to collect and file certificates for deaths that occur in their jurisdictions.

Beginning with 1999 data, causes of death have been coded using the International Classification of Diseases, Tenth Revision (ICD-10). ICD-10 replaced the ICD-9 that was used to code death data for the years 1979-1998. ICD-10 is a classification system that was developed collaboratively by the World Health Organization (WHO) and 10 international centers to reflect advances in medical science and changes in diagnostic terminology, and to promote international comparability in the presentation of mortality statistics.

A comparability table has been prepared to assist the reader in comparing numbers of deaths by cause between 1999 (and subsequent years) and the years before 1999. The table is available through the Internet on the Department of Health Services Web site at: <http://dhs.wisconsin.gov/deaths/>.

### **Wisconsin Deaths, 2008: Special Note (October 2009)**

Most of the 2008 Wisconsin resident deaths that occurred in Illinois are not included in this report. Due to an online data conversion project taking place in Illinois during the production of this report, Illinois was unable to provide Wisconsin with complete death data for 2008.

Based on Wisconsin resident deaths that occurred in Illinois in 2007, those deaths were more likely to occur among males, and at younger ages, than the overall distribution of Wisconsin resident deaths.

In 2007, a total of 155 deaths of Wisconsin residents occurred in Illinois. The leading causes of death for these 155 Wisconsin resident deaths were diseases of the heart (39), malignant neoplasms (31), accidents (20) and cerebrovascular diseases (8). The other 57 deaths were spread over the remaining cause categories. Sixty-four percent of these 155 deaths were males. The age group with the highest number of deaths was ages 45-64 (28 percent of these deaths).

Of the 155 deaths to Wisconsin residents that occurred in Illinois in 2007, 56 percent were to residents of the following four counties: Kenosha (39 deaths), Milwaukee (21), Walworth (15) and Racine (12).

## Key Findings

- In 2008, there were 46,526 deaths of Wisconsin residents, 409 more deaths than in 2007.
- In 2008, the Wisconsin death rate (deaths per 1,000 population) was 8.2. The Wisconsin death rate has been similar to the United States death rate every year since 1945.
- Age-specific death rates for males generally exceed death rates for females. However, among persons aged 80 and older, the number of female deaths is greater than the number of male deaths (even though male death rates remain generally higher). This is because many more females than males live past the age of 80.
- Cremations continued to increase as a percentage of total deaths, while burials continued to decrease. Cremations constituted 40 percent of dispositions in 2008 (compared to 38% in 2007 and 25% in 1999); burials constituted 52 percent of total deaths in 2008 (compared to 54% in 2007 and 66% in 1999).
- In 2008, an autopsy was performed in just 7 percent of deaths, compared with 14 percent in 1980.
- In 2008, a total of 60 deaths were reported on death certificates as due to injuries at work. This was higher than the number reported for 2007 (57).
- As in 2007, the three leading underlying causes of death in 2008 were diseases of the heart, malignant neoplasms (cancer) and cerebrovascular diseases (stroke). These three causes of death accounted for 54 percent of total deaths among Wisconsin residents.
- Accidents were the leading underlying cause of death among males ages 1-14, 15-24 and 25-44. Cancer was the leading cause of death among men ages 45-84.
- Accidents were the leading underlying cause of death among females ages 1-14 and 15-24. Cancer was the leading cause of death among women ages 25-84.
- Diseases of the heart and cancer were the two leading underlying causes of death in each race group. In 2008, diseases of the heart accounted for 21 percent of deaths among African Americans, 25 percent of deaths among whites, 17 percent of deaths among American Indians and 19 percent of deaths among Asians. Cancer accounted for 25 percent of deaths among African Americans, 24 percent of deaths among whites, 20 percent of deaths among American Indians and 21 percent of deaths among Asians.
- Accidents were the third leading cause of death among males of all races. Accidents accounted for 12 percent of deaths among American Indian males, 10 percent of deaths among Asian males, 6 percent of deaths among white males and 7 percent among African American males.
- Among females in every race group, diseases of the heart and malignant neoplasms (cancer) were the two leading underlying causes of death in 2008.
- Diseases of the heart and malignant neoplasms were the leading causes of death among Hispanics/Latinos. In 2008, diseases of the heart accounted for 17 percent of deaths among Hispanics and 24 percent among non-Hispanics.
- There were 9 maternal deaths in 2008, fewer than in 2006 and 2007 (15 each year). Maternal deaths are deaths attributed to pregnancy-related health conditions or events of delivery.

**Table 1. Deaths and Death Rates, Wisconsin and United States, Selected Years, 1910-2008**

Year	Number of Wisconsin Deaths	Wisconsin Death Rate	U.S. Death Rate
1910	28,213	12.1	14.7
1915	26,676	10.7	13.5
1920	29,859	11.3	13.0
1925	29,380	10.5	11.8
1930	30,488	10.4	11.3
1935	30,404	10.0	10.9
1940	31,457	10.0	10.8
1945	31,776	10.7	10.6
1950	33,573	9.7	9.6
1955	35,250	9.6	9.3
1960	38,121	9.6	9.5
1965	40,146	9.5	9.4
1970	40,820	9.2	9.5
1975	39,916	8.8	8.9
1980	40,801	8.7	8.8
1985	41,434	8.7	8.7
1990	42,655	8.7	8.6
1995	45,037	8.8	8.8
2000	46,405	8.7	8.7
2005	46,544	8.3	8.3
2006	46,051	8.2	8.1
2007	46,117	8.2	8.0
2008	46,526*	8.2	8.1

Source: Wisconsin data are from the Office of Health Informatics, Division of Public Health, Department of Health Services. U.S. death rates through 1995 are final data from the *Monthly Vital Statistics Reports* of the National Center for Health Statistics; this report is now titled *National Vital Statistics Reports*. U.S. death rates for 2000-2006 are final data from the *National Vital Statistics Reports*. The U.S. death rate for 2007 was taken from *National Vital Statistics Reports*, “Deaths: Preliminary Data for 2007,” Volume 58, No. 1, August 19, 2009. The U.S. death rate for 2008 was taken from *National Vital Statistics Reports*, “Births, Marriages, Divorces, and Deaths: Provisional Data for 2008,” Volume 57, No. 19, July 29, 2009.

Note: Rates shown here are deaths per 1,000 population.  
 \*Most of the 2008 Wisconsin resident deaths that occurred in Illinois are not included in this count (155 Wisconsin residents died in Illinois in 2007).

- In 2008, there were 46,526 deaths of Wisconsin residents, 409 more deaths than in 2007.
- In 2008, the Wisconsin death rate (deaths per 1,000 population) was 8.2.
- The Wisconsin death rate has been similar to the United States death rate every year since 1945.

**Table 2. Deaths and Death Rates by Age and Sex, Wisconsin 2008**

Age Group	Total		Male		Female	
	Number Of Deaths	Death Rate	Number of Deaths	Death Rate	Number of Deaths	Death Rate
<b>All Ages</b>	<b>46,526</b>	<b>820.2</b>	<b>22,762</b>	<b>807.6</b>	<b>23,763</b>	<b>832.7</b>
Under 1	501	695.8	289	784.9	211	599.7
1-4	77	26.2	35	23.3	42	29.3
5-9	55	15.4	35	19.3	20	11.5
10-14	48	13.1	24	12.9	24	13.4
15-19	200	49.9	133	64.5	67	34.4
20-24	283	71.5	215	106.8	68	35.0
25-29	307	80.2	224	112.6	83	45.2
30-34	304	89.0	216	123.5	88	52.8
35-39	403	109.6	243	130.2	160	88.4
40-44	706	174.0	430	209.9	276	137.3
45-49	1,167	256.8	714	313.5	453	199.8
50-54	1,698	397.3	1,095	510.8	603	283.0
55-59	2,200	597.1	1,372	741.0	828	451.8
60-64	2,700	950.3	1,627	1,161.8	1,073	744.7
65-69	3,119	1,454.5	1,769	1,727.2	1,350	1,205.1
70-74	3,829	2,287.7	2,140	2,774.5	1,689	1,871.7
75-79	5,292	3,719.2	2,806	4,538.3	2,486	3,089.7
80-84	7,133	6,243.3	3,601	7,988.0	3,532	5,106.3
85-89	7,741	9,938.4	3,269	12,458.1	4,472	8,658.3
90-94	5,799	18,258.8	1,885	21,493.7	3,914	17,024.8
95 +	2,963	34,899.9	640	33,507.9	2,323	35,304.0

Source: Office of Health Informatics, Division of Public Health, Department of Health Services. For the population data used to calculate rates, see Technical Notes, page 86.

Notes: Rates by age and sex are deaths per 100,000 population in that age group or age/sex group. The total includes one infant death for which sex is unknown.

- Age-specific death rates generally increase with age, except that the death rate for infants (under age one) is higher than that for children in other age groups.
- Age-specific death rates for males generally exceed death rates for females. However, among persons aged 85 and older, the number of female deaths is greater than the number of male deaths (even though male death rates remain generally higher). This is because many more females than males live past the age of 85.



**Table 3. Population, Deaths and Death Rates by Region of Residence, Wisconsin 2008**

<b>DHS Regions</b>	<b>Estimated Population</b>	<b>Number of Deaths</b>	<b>Death Rate</b>
<b>State Total</b>	<b>5,672,310</b>	<b>46,526</b>	<b>820.2</b>
Northeastern	1,228,060	10,348	842.6
Northern	502,370	4,631	921.8
Southeastern	2,080,090	16,929	813.9
Southern	1,086,560	8,259	760.1
Western	775,230	6,358	820.1

Source: Office of Health Informatics, Division of Public Health, Department of Health Services.

Notes: Population numbers may not sum to total due to rounding. Rates shown here are deaths per 100,000 population. For a map of the Department of Health Services Regions, see Technical Notes, page 85. Effective with 2003 data, Vernon County is included in the Southern Region instead of the Western Region. There is one death included in the state total for which county of residence is unknown.

- In 2008, death rates ranged from a low of 760.1 per 100,000 population in the Department of Health Services' Southern Region to a high of 921.8 in the Northern Region. Differences in the death rate by region reflect many factors, including the age distribution of the region's population.

**Deaths and Death Rates**

**Table 4. Deaths by County of Residence, Wisconsin 1999–2008**

	1999	2000	2001	2002	2003	2004	2005	2006	2007	2008
<b>State Total</b>	<b>46,571</b>	<b>46,405</b>	<b>46,537</b>	<b>46,893</b>	<b>46,040</b>	<b>45,488</b>	<b>46,544</b>	<b>46,051</b>	<b>46,117</b>	<b>46,526</b>
Adams	210	226	249	218	239	220	225	218	250	202
Ashland	188	206	201	210	191	210	205	164	203	188
Barron	481	442	475	505	474	431	487	484	467	452
Bayfield	154	153	165	157	127	145	149	129	157	146
Brown	1,575	1,591	1,598	1,573	1,565	1,559	1,626	1,619	1,641	1,684
Buffalo	159	123	131	130	145	111	117	117	116	140
Burnett	186	183	195	212	193	174	182	181	166	153
Calumet	266	252	242	246	235	273	265	252	288	277
Chippewa	553	533	521	534	497	464	522	465	507	501
Clark	303	307	300	352	348	353	339	312	296	339
Columbia	550	508	551	519	485	496	498	465	502	502
Crawford	201	178	175	176	175	165	169	175	178	162
Dane	2,580	2,512	2,663	2,677	2,657	2,633	2,648	2,606	2,777	2,746
Dodge	834	848	855	895	919	823	826	871	871	844
Door	322	315	316	316	290	289	314	274	286	312
Douglas	495	454	410	454	450	448	425	448	439	415
Dunn	296	280	258	298	262	270	260	287	288	313
Eau Claire	692	639	736	703	687	700	704	772	719	708
Florence	49	63	53	48	53	54	45	51	46	56
Fond du Lac	898	908	940	877	866	887	1,000	941	932	915
Forest	116	131	104	102	109	101	103	128	120	120
Grant	505	495	525	465	496	506	484	518	511	477
Green	328	322	318	340	324	305	316	301	331	315
Green Lake	241	243	227	255	246	223	230	237	190	255
Iowa	195	195	213	191	189	202	177	197	185	204
Iron	77	84	86	87	92	89	110	78	85	76
Jackson	186	219	204	191	212	214	189	176	202	164
Jefferson	612	608	569	569	620	588	608	572	577	641
Juneau	298	264	275	262	311	279	278	267	277	269
Kenosha	1,159	1,222	1,228	1,249	1,266	1,295	1,253	1,260	1,306	1,254
Kewaunee	196	189	203	185	171	184	182	181	195	167
La Crosse	923	888	950	889	875	892	818	904	936	906
Lafayette	158	144	122	147	156	141	130	136	142	153
Langlade	227	220	238	244	236	244	233	216	242	251
Lincoln	324	333	314	346	294	287	316	296	286	322
Manitowoc	860	852	818	823	751	763	742	792	817	821

(continued)

## Deaths and Death Rates

**Table 4. Deaths by County of Residence, Wisconsin 1999–2008**

	1999	2000	2001	2002	2003	2004	2005	2006	2007	2008
Marathon	951	924	974	990	946	925	976	932	1,035	1,092
Marinette	534	470	530	502	524	473	493	520	482	466
Marquette	161	174	180	166	169	167	185	180	159	155
Menominee	43	36	40	29	34	44	45	26	37	42
Milwaukee	9,018	9,063	8,855	9,022	8,614	8,492	8,605	8,190	8,151	8,026
Monroe	391	414	376	433	415	407	399	382	384	421
Oconto	353	357	347	315	329	327	327	323	315	349
Oneida	422	431	360	401	355	422	421	421	422	385
Outagamie	1,141	1,109	1,083	1,123	1,147	1,113	1,194	1,141	1,190	1,188
Ozaukee	575	583	615	568	620	635	605	678	690	679
Pepin	80	73	70	88	90	70	66	70	76	56
Pierce	251	244	208	251	228	232	229	215	232	249
Polk	371	376	396	417	419	397	401	404	406	448
Portage	475	404	452	463	417	454	491	459	481	460
Price	198	207	191	186	202	215	200	182	192	182
Racine	1,593	1,616	1,605	1,489	1,492	1,498	1,537	1,607	1,495	1,600
Richland	157	185	182	197	180	166	164	169	183	183
Rock	1,282	1,335	1,336	1,296	1,308	1,306	1,409	1,402	1,267	1,335
Rusk	169	168	212	179	170	176	191	167	147	158
St. Croix	453	444	424	484	464	413	429	435	443	473
Sauk	487	485	545	509	507	511	505	523	563	573
Sawyer	190	183	212	207	189	153	184	204	172	188
Shawano	452	476	431	457	445	422	448	429	413	448
Sheboygan	1,018	1,083	1,008	1,092	992	1,037	1,089	1,098	991	1,014
Taylor	175	176	192	202	172	159	196	149	175	195
Trempealeau	291	298	321	284	318	260	280	295	331	288
Vernon	298	330	335	309	286	271	324	281	296	294
Vilas	263	251	264	260	240	223	235	271	274	291
Walworth	840	826	787	815	788	871	860	845	806	789
Washburn	198	198	187	180	173	174	193	179	163	174
Washington	810	795	827	851	892	872	868	874	924	903
Waukesha	2,620	2,795	2,665	2,833	2,743	2,715	2,903	2,914	2,731	3,037
Waupaca	698	634	684	624	711	653	677	714	685	676
Waushara	269	243	282	250	268	296	237	246	271	249
Winnebago	1,253	1,194	1,270	1,280	1,315	1,247	1,258	1,321	1,272	1,330
Wood	694	695	663	696	672	674	745	714	731	679

Source: Office of Health Informatics, Division of Public Health, Department of Health Services.

Notes: There is one record included in the total for 2008 for which county of residence was unknown.

## Deaths and Death Rates

**Table 5. Deaths by County of Residence and Selected Minor Civil Divisions, Wisconsin 2008**

<b>STATE TOTAL</b>	<b>46,526</b>	Menasha (C) (Pt.)	2	Mount Horeb (V)	57
Urban*	35,683	New Holstein (C)	57	Oregon (T)	10
Balance of County	10,843	Balance of County	74	Oregon (V)	62
<b>ADAMS</b>	202	<b>CHIPPEWA</b>	501	Pleasant Springs (T)	13
Rome (T)	23	Bloomer (C)	49	Springfield (T)	8
Balance of County	179	Chippewa Falls (C)	159	Stoughton (C)	172
<b>ASHLAND</b>	188	Eagle Point (T)	53	Sun Prairie (C)	160
Ashland (C)	111	Eau Claire (C) (Pt.)	4	Verona (C)	70
Balance of County	77	Lafayette (T)	30	Waunakee (V)	85
<b>BARRON</b>	452	Lake Hallie (V)	24	Westport (T)	14
Barron (C)	56	Stanley (C)	27	Windsor (T)	26
Rice Lake (C)	111	Wheaton (T)	7	Balance of County	221
Rice Lake (T)	15	Balance of County	148	<b>DODGE</b>	844
Balance of County	270	<b>CLARK</b>	339	Beaver Dam (C)	176
<b>BAYFIELD</b>	146	Neillsville (C)	58	Beaver Dam (T)	15
<b>BROWN</b>	1,684	Balance of County	281	Fox Lake (T)	7
Allouez (V)	105	<b>COLUMBIA</b>	502	Horicon (C)	23
Ashwaubenon (V)	142	Columbus (C) (Pt.)	43	Juneau (C)	45
Bellevue (V)	68	Lodi (C)	43	Mayville (C)	64
De Pere (C)	177	Lodi (T)	23	Watertown (C) (Pt.)	167
Green Bay (C)	843	Pacific (T)	17	Waupun (C) (Pt.)	83
Hobart (V)	22	Portage (C)	120	Balance of County	264
Howard (V) (Pt.)	66	Poynette (V)	16	<b>DOOR</b>	312
Lawrence (T)	18	Balance of County	240	Sevastopol (T)	32
Ledgeview (T)	41	<b>CRAWFORD</b>	162	Sturgeon Bay (C)	137
Pittsfield (T)	13	Prairie du Chien (C)	81	Balance of County	143
Pulaski (V) (Pt.)	22	Balance of County	81	<b>DOUGLAS</b>	415
Scott (T)	18	<b>DANE</b>	2,746	Superior (C)	287
Suamico (V)	45	Bristol (T)	9	Balance of County	128
Wrightstown (V) (Pt.)	15	Burke (T)	11	<b>DUNN</b>	313
Balance of County	89	Cottage Grove (T)	18	Menomonie (C)	172
<b>BUFFALO</b>	140	Cottage Grove (V)	27	Menomonie (T)	9
Mondovi (C)	53	Cross Plains (V)	13	Balance of County	132
Balance of County	87	DeForest (V)	53	<b>EAU CLAIRE</b>	708
<b>BURNETT</b>	153	Dunn (T)	15	Altoona (C)	68
<b>CALUMET</b>	277	Edgerton (C) (Pt.)	1	Eau Claire (C) (Pt.)	501
Appleton (C) (Pt.)	47	Fitchburg (C)	66	Pleasant Valley (T)	10
Brillion (C)	18	Madison (C)	1,360	Seymour (T)	17
Chilton (C)	46	Madison (T)	1	Union (T)	7
Harrison (T)	30	Marshall (V)	28	Washington (T)	14
Kiel (C) (Pt.)	3	McFarland (V)	47	Balance of County	91
		Middleton (C)	122	<b>FLORENCE</b>	56
		Middleton (T)	6		
		Monona (C)	71		

\* "Urban" is the sum of incorporated places having a population of 2,500 or more according to the latest estimates available.

## Deaths and Death Rates

<b>FOND DU LAC</b>	915	<b>JUNEAU</b>	269	<b>MARATHON</b>	1,092
Empire (T)	7	Mauston (C)	53	Kronenwetter (V)	31
Fond du Lac (C)	529	Balance of County	216	Marshfield (C) (Pt.)	16
Fond du Lac (T)	7			Mosinee (C)	39
Friendship (T)	15	<b>KENOSHA</b>	1,254	Rib Mountain (T)	39
No. Fond du Lac (V)	30	Bristol (T)	47	Rothschild (V)	22
Ripon (C)	84	Genoa City (V)	1	Wausau (C)	499
Taycheedah (T)	18	Kenosha (C)	850	Weston (V)	106
Waupun (C) (Pt.)	20	Paddock Lake (V)	12	Balance of County	340
Balance of County	205	Pleasant Prairie (V)	129		
		Randall (T)	19	<b>MARINETTE</b>	466
<b>FOREST</b>	120	Salem (T)	68	Marinette (C)	142
		Somers (T)	33	Peshtigo (C)	79
<b>GRANT</b>	477	Twin Lakes (V)	48	Peshtigo (T)	25
Boscobel (C)	37	Wheatland (T)	19	Stephenson (T)	23
Lancaster (C)	48	Balance of County	28	Balance of County	197
Platteville (C)	75				
Balance of County	317	<b>KEWAUNEE</b>	167	<b>MARQUETTE</b>	155
		Algoma (C)	37		
<b>GREEN</b>	315	Kewaunee (C)	41	<b>MENOMINEE</b>	42
Brodhead (C) (Pt.)	32	Balance of County	89	Menominee (T)	41
Monroe (C)	131			Balance of County	1
Balance of County	152	<b>LA CROSSE</b>	906		
		Campbell (T)	22	<b>MILWAUKEE</b>	8,026
<b>GREEN LAKE</b>	255	Holland (T)	12	Bayside (V) (Pt.)	35
Berlin (C) (Pt.)	78	Holmen (V)	34	Brown Deer (V)	95
Balance of County	177	La Crosse (C)	533	Cudahy (C)	195
		Onalaska (C)	145	Fox Point (V)	56
<b>IOWA</b>	204	Onalaska (T)	9	Franklin (C)	236
Dodgeville (C)	46	Shelby (T)	18	Glendale (C)	208
Mineral Point (C)	37	West Salem (V)	65	Greendale (V)	135
Balance of County	121	Balance of County	68	Greenfield (C)	529
				Hales Corners (V)	87
<b>IRON</b>	76	<b>LAFAYETTE</b>	153	Milwaukee (C) (Pt.)	4,467
				Oak Creek (C)	250
<b>JACKSON</b>	164	<b>LANGLADE</b>	251	Shorewood (V)	68
Black River Falls (C)	54	Antigo (C)	140	South Milwaukee (C)	262
Brockway (T)	23	Balance of County	111	St. Francis (C)	97
Balance of County	87			Wauwatosa (C)	516
		<b>LINCOLN</b>	322	West Allis (C)	697
<b>JEFFERSON</b>	641	Bradley (T)	36	West Milwaukee (V)	24
Ft. Atkinson (C)	130	Merrill (C)	138	Whitefish Bay (V)	67
Ixonia (T)	17	Merrill (T)	11	Balance of County	2
Jefferson (C)	108	Tomahawk (C)	72		
Koshkonong (T)	25	Balance of County	65	<b>MONROE</b>	421
Lake Mills (C)	51			Sparta (C)	111
Oakland (T)	24	<b>MANITOWOC</b>	821	Sparta (T)	34
Waterloo (C)	17	Kiel (C) (Pt.)	21	Tomah (C)	126
Watertown (C) (Pt.)	86	Manitowoc (C)	491	Balance of County	150
Whitewater (C) (Pt.)	4	Manitowoc Rapids (T)	24		
Balance of County	179	Two Rivers (C)	117		
		Balance of County	168		

## Deaths and Death Rates

<b>OCONTO</b>	349	<b>POLK</b>	448	<b>RUSK</b>	158
Chase (T)	12	Alden (T)	9	Ladysmith (C)	67
Little Suamico (T)	24	Amery (C)	113	Balance of County	91
Oconto (C)	51	Osceola (T)	10		
Oconto Falls (C)	51	Osceola (V)	37	<b>ST. CROIX</b>	473
Balance of County	211	Balance of County	279	Baldwin (V)	45
				Hudson (C)	115
<b>ONEIDA</b>	385	<b>PORTAGE</b>	460	Hudson (T)	7
Minocqua (T)	44	Hull (T)	17	New Richmond (C)	99
Newbold (T)	24	Plover (V)	64	North Hudson (V)	12
Pelican (T)	21	Stevens Point (C)	196	Richmond (T)	7
Pine Lake (T)	15	Stockton (T)	15	River Falls (C) (Pt.)	31
Rhineland (C)	127	Balance of County	168	Somerset (T)	6
Balance of County	154			St. Joseph (T)	8
		<b>PRICE</b>	182	Star Prairie (T)	9
<b>OUTAGAMIE</b>	1,188	Park Falls (C)	54	Troy (T)	4
Appleton (C) (Pt.)	420	Balance of County	128	Balance of County	130
Buchanan (T)	28				
Center (T)	12	<b>RACINE</b>	1,600	<b>SAUK</b>	573
Combined Locks (V)	25	Burlington (C) (Pt.)	127	Baraboo (C)	144
Dale (T)	9	Burlington (T)	26	Lake Delton (V)	21
Ellington (T)	14	Caledonia (V)	140	Prairie du Sac (V)	31
Freedom (T)	23	Dover (T)	34	Reedsburg (C)	93
Grand Chute (T)	186	Mt. Pleasant (V)	259	Sauk City (V)	49
Greenville (T)	31	Norway (T)	36	Balance of County	235
Hortonville (V)	15	Racine (C)	728		
Kaukauna (C)	141	Raymond (T)	15	<b>SAWYER</b>	188
Kimberly (V)	41	Rochester (T)	9	Hayward (T)	29
Little Chute (V)	70	Sturtevant (V)	47	Balance of County	159
New London (C) (Pt.)	15	Union Grove (V)	64		
Oneida (T)	24	Waterford (T)	31	<b>SHAWANO</b>	448
Seymour (C)	53	Waterford (V)	42	Pulaski (V) (Pt.)	1
Balance of County	81	Yorkville (T)	14	Shawano (C)	122
		Balance of County	28	Wescott (T)	39
<b>OZAUKEE</b>	679			Balance of County	286
Cedarburg (C)	155	<b>RICHLAND</b>	183		
Cedarburg (T)	25	Richland Center (C)	63	<b>SHEBOYGAN</b>	1,014
Grafton (T)	29	Balance of County	120	Greenbush (T)	6
Grafton (V)	71			Howards Grove (V)	22
Mequon (C)	183	<b>ROCK</b>	1,335	Lima (T)	11
Port Washington (C)	102	Beloit (C)	402	Oostburg (V)	15
Saukville (V)	17	Beloit (T)	53	Plymouth (C)	87
Thiensville (V)	33	Brodhead (C) (Pt.)	7	Plymouth (T)	37
Balance of County	64	Edgerton (C) (Pt.)	57	Sheboygan (C)	542
		Evansville (C)	30	Sheboygan (T)	17
<b>PEPIN</b>	56	Fulton (T)	23	Sheboygan Falls (C)	98
		Janesville (C)	499	Wilson (T)	20
<b>PIERCE</b>	249	Janesville (T)	10	Balance of County	159
Ellsworth (V)	43	Milton (C)	64		
Prescott (C)	27	Milton (T)	15	<b>TAYLOR</b>	195
River Falls (C) (Pt.)	45	Rock (T)	21	Medford (C)	79
Balance of County	134	Balance of County	154	Balance of County	116

## Deaths and Death Rates

---

<b>TREMPEALEAU</b>	288	Erin (T)	15	Vernon (T)	18
		Farmington (T)	14	Wales (V)	17
<b>VERNON</b>	294	Germantown (V)	128	Waukesha (C)	600
Viroqua (C)	80	Hartford (C)	109	Waukesha (T)	17
Balance of County	214	Hartford (T)	17	Balance of County	289
		Jackson (T)	19		
<b>VILAS</b>	291	Jackson (V)	41	<b>WAUPACA</b>	676
Arbor Vitae (T)	37	Kewaskum (V)	24	Clintonville (C)	55
Lac Du Flambeau (T)	38	Polk (T)	16	Dayton (T)	18
Lincoln (T)	23	Richfield (T)	34	Farmington (T)	149
Balance of County	193	Slinger (V)	31	Mukwa (T)	16
		Trenton (T)	25	New London (C) (Pt.)	89
<b>WALWORTH</b>	789	West Bend (C)	264	Waupaca (C)	105
Bloomfield (T)	41	West Bend (T)	84	Balance of County	244
Burlington (C) (Pt.)	1	Balance of County	50		
Delavan (C)	77			<b>WAUSHARA</b>	249
Delavan (T)	40	<b>WAUKESHA</b>	3,037		
East Troy (T)	31	Brookfield (C)	421	<b>WINNEBAGO</b>	1,330
East Troy (V)	41	Brookfield (T)	34	Algoma (T)	26
Elkhorn (C)	95	Delafield (C)	30	Appleton (C) (Pt.)	34
Geneva (T)	31	Delafield (T)	30	Clayton (T)	17
Genoa City (V)	16	Elm Grove (V)	64	Menasha (C) (Pt.)	122
La Grange (T)	13	Genesse (T)	30	Menasha (T)	159
Lake Geneva (C)	88	Hartland (V)	45	Neenah (C)	195
Lyons (T)	24	Lisbon (T)	41	Neenah (T)	12
Sugar Creek (T)	31	Menomonee Falls (V)	366	Omro (C)	53
Walworth (V)	42	Merton (T)	23	Oshkosh (C)	558
Whitewater (C) (Pt.)	89	Merton (V)	6	Oshkosh (T)	11
Williams Bay (V)	28	Mukwonago (T)	28	Balance of County	143
Balance of County	101	Mukwonago (V) (Pt.)	65		
		Muskego (C)	202	<b>WOOD</b>	679
<b>WASHBURN</b>	174	New Berlin (C)	308	Grand Rapids (T)	29
Spooner (C)	49	Oconomowoc (C)	163	Marshfield (C) (Pt.)	208
Balance of County	125	Oconomowoc (T)	49	Nekoosa (C)	30
		Ottawa (T)	7	Saratoga (T)	38
<b>WASHINGTON</b>	903	Pewaukee (V)	83	Wisc. Rapids (C)	218
Addison (T)	14	Summit (T)	24	Balance of County	156
Barton (T)	18	Sussex (V)	77		

Source: Office of Health Informatics, Division of Public Health, Department of Health Services.

Notes: Minor civil divisions are City (C), Village (V) and Township (T). Places located in more than one county are indicated by (Pt.) (an abbreviation of "Part").

There is one death included in the state total and state "balance of county" total for which place of residence was unknown.

## Deaths and Death Rates

**Table 6. Deaths by County of Residence and County of Occurrence, Wisconsin 2008**

	Residence	Occurrence		Residence	Occurrence
<b>State Total</b>	<b>46,526</b>	<b>46,611</b>			
Adams	202	136	Marathon	1,092	1,214
Ashland	188	183	Marinette	466	470
Barron	452	416	Marquette	155	83
Bayfield	146	87	Menominee	42	15
Brown	1,684	2,055	Milwaukee	8,026	9,012
Buffalo	140	82	Monroe	421	366
Burnett	153	104	Oconto	349	261
Calumet	277	188	Oneida	385	470
Chippewa	501	368	Outagamie	1,188	1,351
Clark	339	241	Ozaukee	679	650
Columbia	502	416	Pepin	56	50
Crawford	162	138	Pierce	249	160
Dane	2,746	3,498	Polk	448	400
Dodge	844	780	Portage	460	390
Door	312	273	Price	182	153
Douglas	415	283	Racine	1,600	1,406
Dunn	313	263	Richland	183	152
Eau Claire	708	1,007	Rock	1,335	1,304
Florence	56	35	Rusk	158	119
Fond du Lac	915	929	St. Croix	473	410
Forest	120	91	Sauk	573	562
Grant	477	409	Sawyer	188	150
Green	315	298	Shawano	448	384
Green Lake	255	231	Sheboygan	1,014	995
Iowa	204	166	Taylor	195	168
Iron	76	50	Trempealeau	288	226
Jackson	164	142	Vernon	294	264
Jefferson	641	497	Vilas	291	191
Juneau	269	211	Walworth	789	674
Kenosha	1,254	1,252	Washburn	174	149
Kewaunee	167	88	Washington	903	761
La Crosse	906	1,262	Waukesha	3,037	2,966
Lafayette	153	89	Waupaca	676	597
Langlade	251	222	Waushara	249	171
Lincoln	322	250	Winnebago	1,330	1,419
Manitowoc	821	712	Wood	679	1,046

Source: Office of Health Informatics, Division of Public Health, Department of Health Services.

Note: The “residence” column indicates the number of deaths among residents of the county, regardless of where the person died. The “occurrence” column indicates the number of deaths that occurred in that county, regardless of where the person resided. Statewide totals for the two columns differ because some Wisconsin resident deaths occur outside the state, and some deaths of non-residents occur within the state.

The total for resident deaths includes one death with an unknown county of residence.



**Table 7. Deaths by Disposition of Body, Wisconsin 1999-2008**

Disposition of Body	Years									
	1999	2000	2001	2002	2003	2004	2005	2006	2007	2008
<b>TOTAL DEATHS</b>	<b>46,571</b>	<b>46,405</b>	<b>46,537</b>	<b>46,893</b>	<b>46,040</b>	<b>45,488</b>	<b>46,544</b>	<b>46,051</b>	<b>46,117</b>	<b>46,526</b>
<b>PERCENT</b>	<b>100.0</b>	<b>100.0</b>	<b>100.0</b>	<b>100.0</b>	<b>100.0</b>	<b>100.0</b>	<b>100.0</b>	<b>100.0</b>	<b>100.0</b>	<b>100.0</b>
Burial	30,692	29,720	29,044	28,874	27,689	26,531	26,769	25,653	25,001	24,110
Percent	65.9	64.0	62.4	61.6	60.1	58.3	57.5	55.7	54.2	51.8
Cremation	11,526	12,483	13,160	13,790	14,287	15,044	15,884	16,550	17,337	18,687
Percent	24.7	26.9	28.3	29.4	31.0	33.1	34.1	35.9	37.6	40.2
Entombment	3,800	3,694	3,827	3,698	3,566	3,515	3,567	3,397	3,321	3,273
Percent	8.2	8.0	8.2	7.9	7.7	7.7	7.7	7.4	7.2	7.0
Donation	279	261	231	305	251	249	274	267	245	258
Percent	0.6	0.6	0.5	0.7	0.5	0.5	0.6	0.6	0.5	0.6
Unknown	274	247	275	226	247	149	50	184	213	198
Percent	0.6	0.5	0.6	0.5	0.5	0.3	0.1	0.4	0.5	0.4

Source: Office of Health Informatics, Division of Public Health, Department of Health Services.

Notes: Percents may not add to 100 due to rounding.

“Donation” means the body was donated for use in medical research and/or education.

“Entombment” means the casket is placed in an above-ground structure, such as a mausoleum.

“Unknowns” are due to reporting of Wisconsin resident deaths occurring in other states. Some states do not consistently report disposition of the body.

- Cremations continued to increase as a percentage of total deaths, while burials continued to decrease. Cremations constituted 40 percent of dispositions in 2008 (compared to 38% in 2007 and 25% in 1999); burials constituted 52 percent of total deaths in 2008 (compared to 54% in 2007 and 66% in 1999).

**Table 8. Autopsies Performed by Age of Decedent, Wisconsin, Selected Years, 1980–2008**

Years	Total	Age			
		Under 1	1-44	45-64	65+
<b>1980</b>					
Autopsy	5,673	469	1,065	1,649	2,490
No Autopsy	35,010	290	1,742	5,590	27,388
Unknown	116	6	5	17	88
<b>Total Deaths</b>	<b>40,801</b>	<b>765</b>	<b>2,812</b>	<b>7,256</b>	<b>29,966</b>
<b>Percent with Autopsy</b>	<b>14%</b>	<b>61%</b>	<b>38%</b>	<b>23%</b>	<b>8%</b>
<b>1990</b>					
Autopsy	4,451	343	1,297	1,107	1,704
No Autopsy	38,062	264	1,471	5,020	31,307
Unknown	142	6	9	25	102
<b>Total Deaths</b>	<b>42,655</b>	<b>613</b>	<b>2,777</b>	<b>6,152</b>	<b>33,113</b>
<b>Percent with Autopsy</b>	<b>10%</b>	<b>56%</b>	<b>47%</b>	<b>18%</b>	<b>5%</b>
<b>2000</b>					
Autopsy	3,582	183	1,240	1,139	1,020
No Autopsy	42,607	273	1,508	5,306	35,520
Unknown	215	1	20	37	157
<b>Total Deaths</b>	<b>46,405</b>	<b>457</b>	<b>2,768</b>	<b>6,482</b>	<b>36,697</b>
<b>Percent with Autopsy</b>	<b>8%</b>	<b>40%</b>	<b>45%</b>	<b>18%</b>	<b>3%</b>
<b>2008</b>					
Autopsy	3,299	169	1,173	1,314	643
No Autopsy	43,096	331	1,200	6,423	35,142
Unknown	130	1	10	28	91
<b>Total Deaths</b>	<b>46,526</b>	<b>501</b>	<b>2,383</b>	<b>7,765</b>	<b>35,876</b>
<b>Percent with Autopsy</b>	<b>7%</b>	<b>34%</b>	<b>49%</b>	<b>17%</b>	<b>2%</b>

Source: Office of Health Informatics, Division of Public Health, Department of Health Services.

Notes: There were two deaths in 1980, one death in 2000 and one death in 2008 for which age was unknown. These deaths are included in “Total Deaths” for each year.

- In 2008, an autopsy was performed in just 7 percent of deaths, compared with 14 percent in 1980.
- Autopsies are performed most frequently among children and young adults. In 2008, an autopsy was performed in 49 percent of deaths in which the decedent was aged 1-44.

## Deaths and Death Rates

**Table 9. Deaths by Injury at Work by Age, Sex, Race and Hispanic Origin, Wisconsin, 2008**

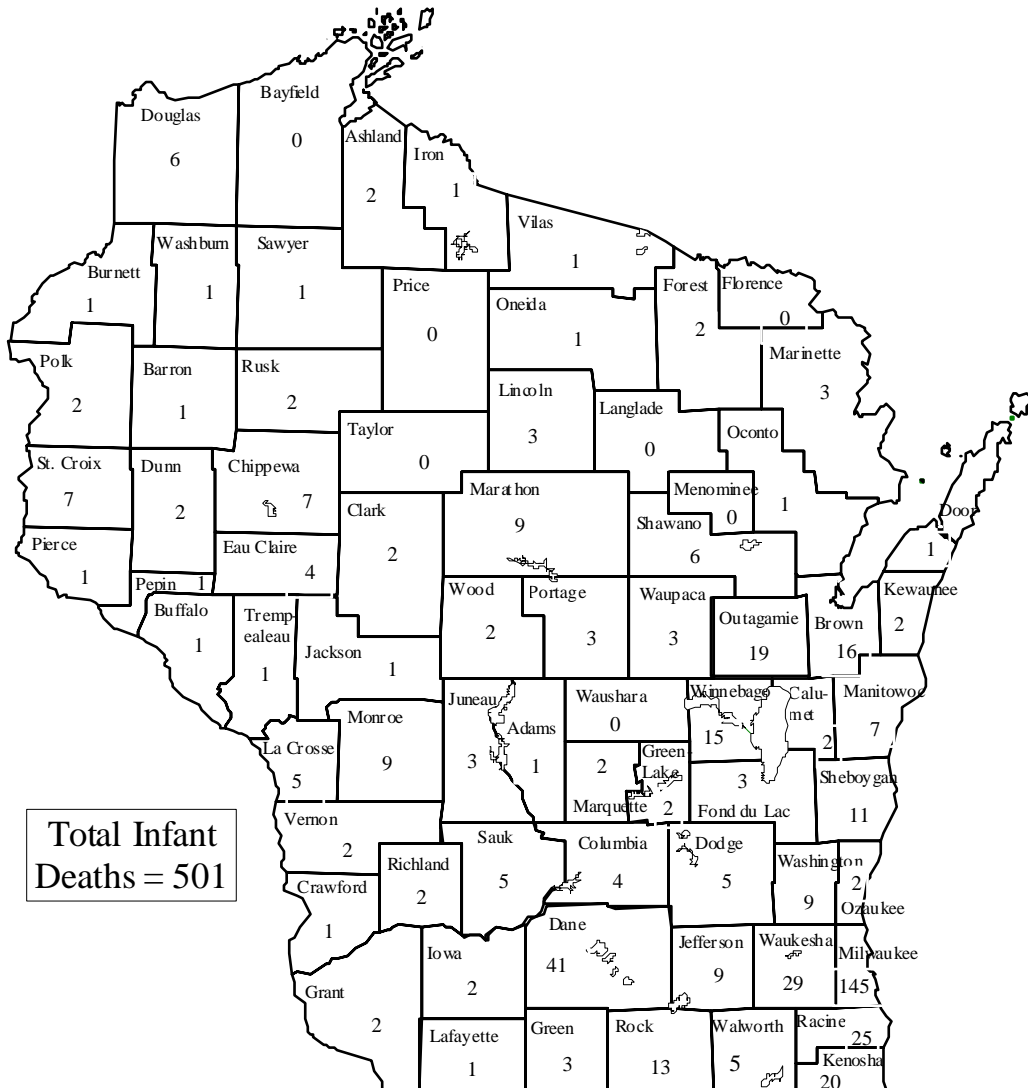
	Age							
	Less than 15	15 and over	15-24	25-34	35-44	45-54	55-64	65 and over
<b>ALL RACES, Both Sexes</b>	<b>1</b>	<b>60</b>	<b>2</b>	<b>8</b>	<b>10</b>	<b>12</b>	<b>18</b>	<b>10</b>
<b>Male</b>	<b>1</b>	<b>57</b>	<b>2</b>	<b>8</b>	<b>10</b>	<b>11</b>	<b>17</b>	<b>9</b>
<b>Female</b>	---	<b>3</b>	---	---	---	<b>1</b>	<b>1</b>	<b>1</b>
White, Both Sexes	1	60	2	8	10	12	18	10
Male	1	56	2	8	9	11	17	9
Female	---	3	---	---	---	1	1	1
Black, Both Sexes	---	---	---	---	---	---	---	---
Male	---	---	---	---	---	---	---	---
Female	---	---	---	---	---	---	---	---
Other, Both Sexes	---	1	---	---	1	---	---	---
Male	---	1	---	---	1	---	---	---
Female	---	---	---	---	---	---	---	---
Hispanic, Both Sexes	---	---	---	---	---	---	---	---
Male	---	---	---	---	---	---	---	---
Female	---	---	---	---	---	---	---	---
Non-Hispanic, Both Sexes	1	60	2	8	10	12	18	10
Male	1	57	2	8	10	11	17	9
Female	---	3	---	---	---	1	1	1

Source: Office of Health Informatics, Division of Public Health, Department of Health Services.

Notes: Race categories may include people of Hispanic origin; people of Hispanic origin may be of any race. This table shows the number of death certificates that specified that an injury at work contributed to the death, either as the underlying cause or as a contributing factor. Dashes (---) indicate that there were no deaths in that category.

- In 2008, a total of 60 deaths were reported on death certificates as due to injuries at work; this was higher than the 2007 total (57).
- Ninety-five percent of deaths due to injuries at work in 2008 were to males.

**Map 1. Number of Infant Deaths  
By County of Residence, Wisconsin 2008**

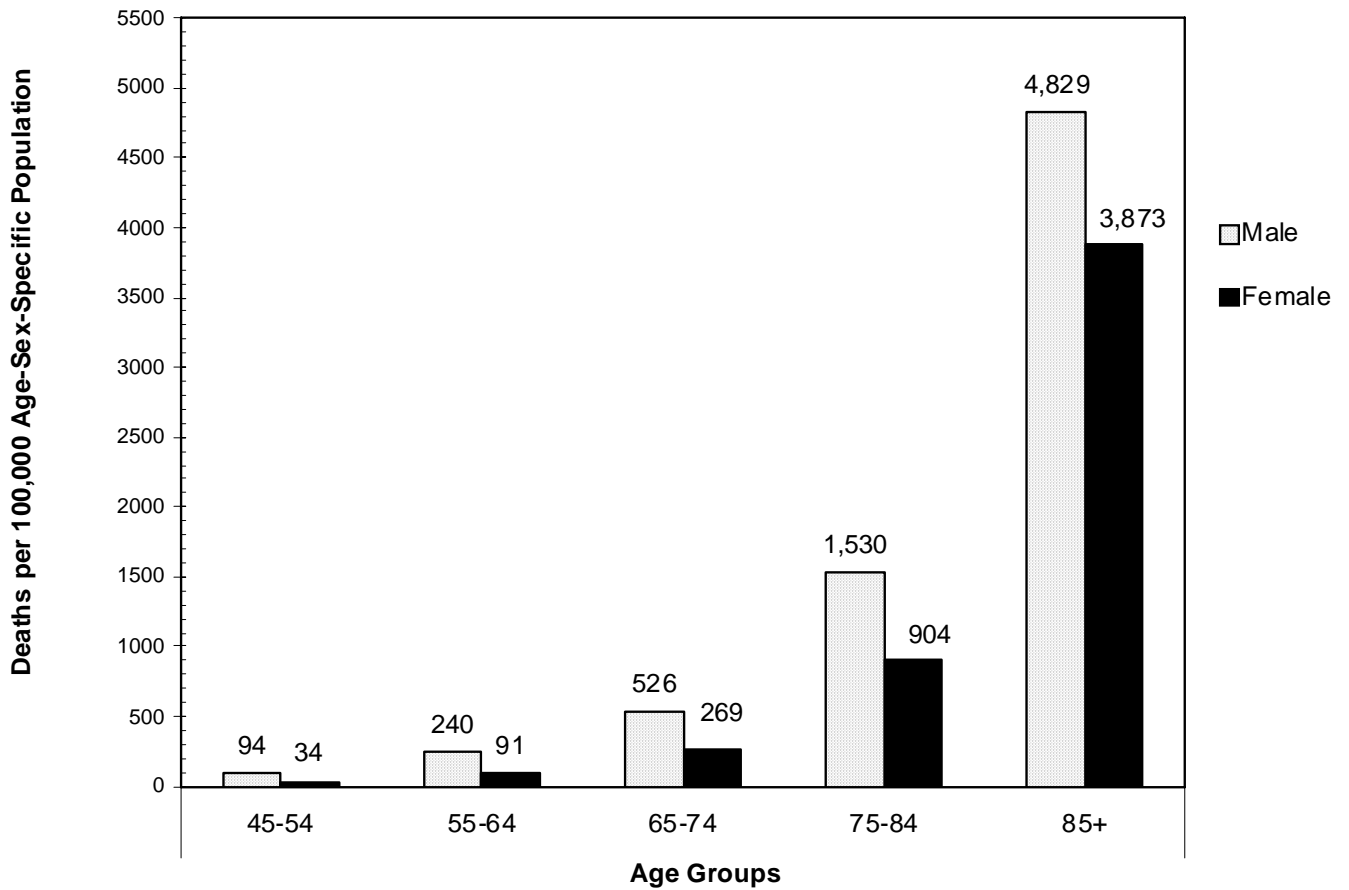


Source: Office of Health Informatics, Division of Public Health, Department of Health Services.

Note: Infant deaths are those that occur before one year of age.

- Milwaukee County accounted for 29 percent of all infant deaths statewide in 2008, the same percentage as in 2007. Milwaukee County had 21 percent of all Wisconsin resident births in 2008.

Figure 1. Heart Disease Death Rates by Selected Age Groups and Sex, Wisconsin 2008

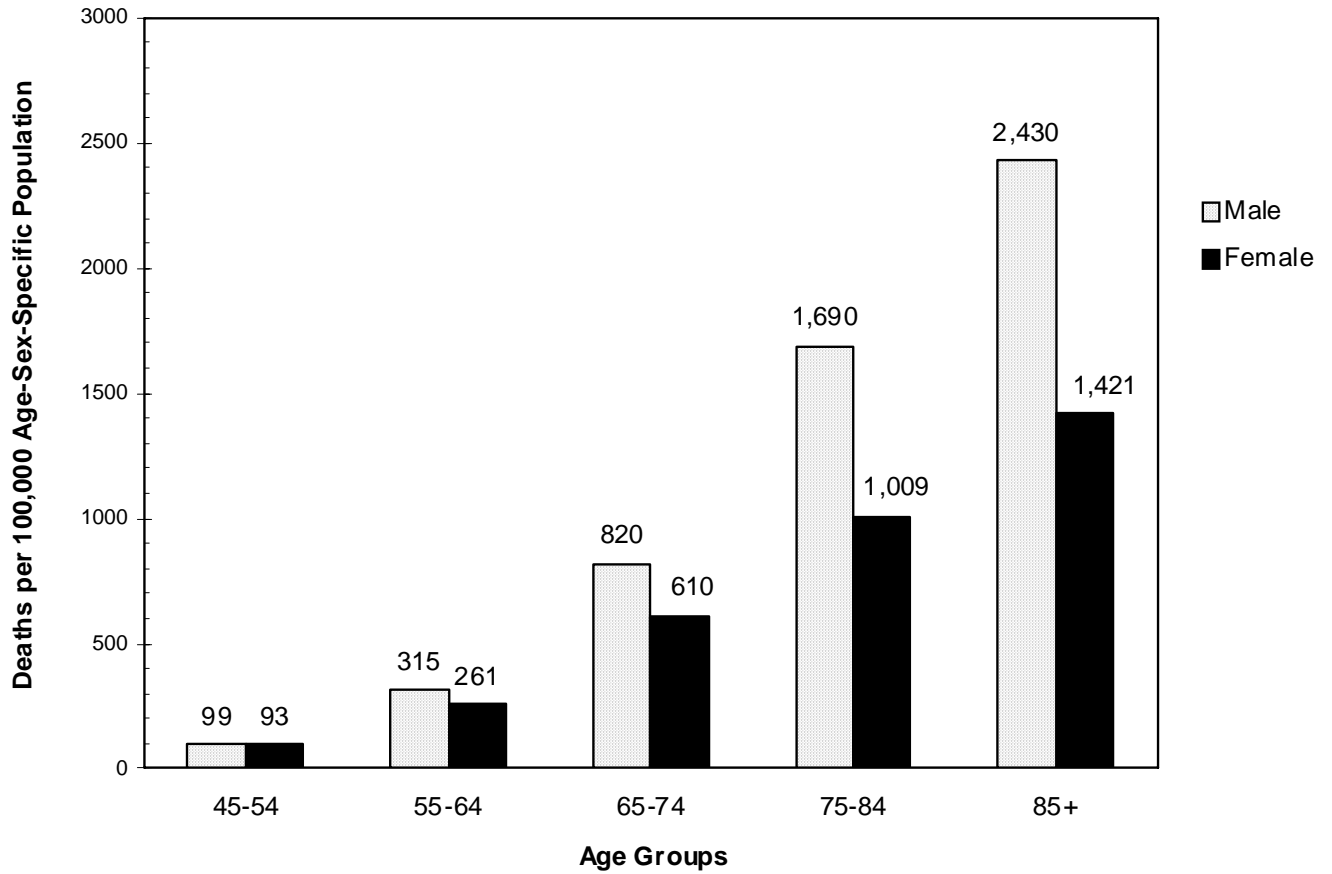


Source: Office of Health Informatics, Division of Public Health, Department of Health Services.

Note: The ICD-10 codes used for diseases of the heart are I00-I09, I11, I13, I20-I51.

- Death rates from diseases of the heart for males exceeded rates for females in all age groups.

Figure 2. Malignant Neoplasm (Cancer) Death Rates by Selected Age Groups and Sex, Wisconsin 2008

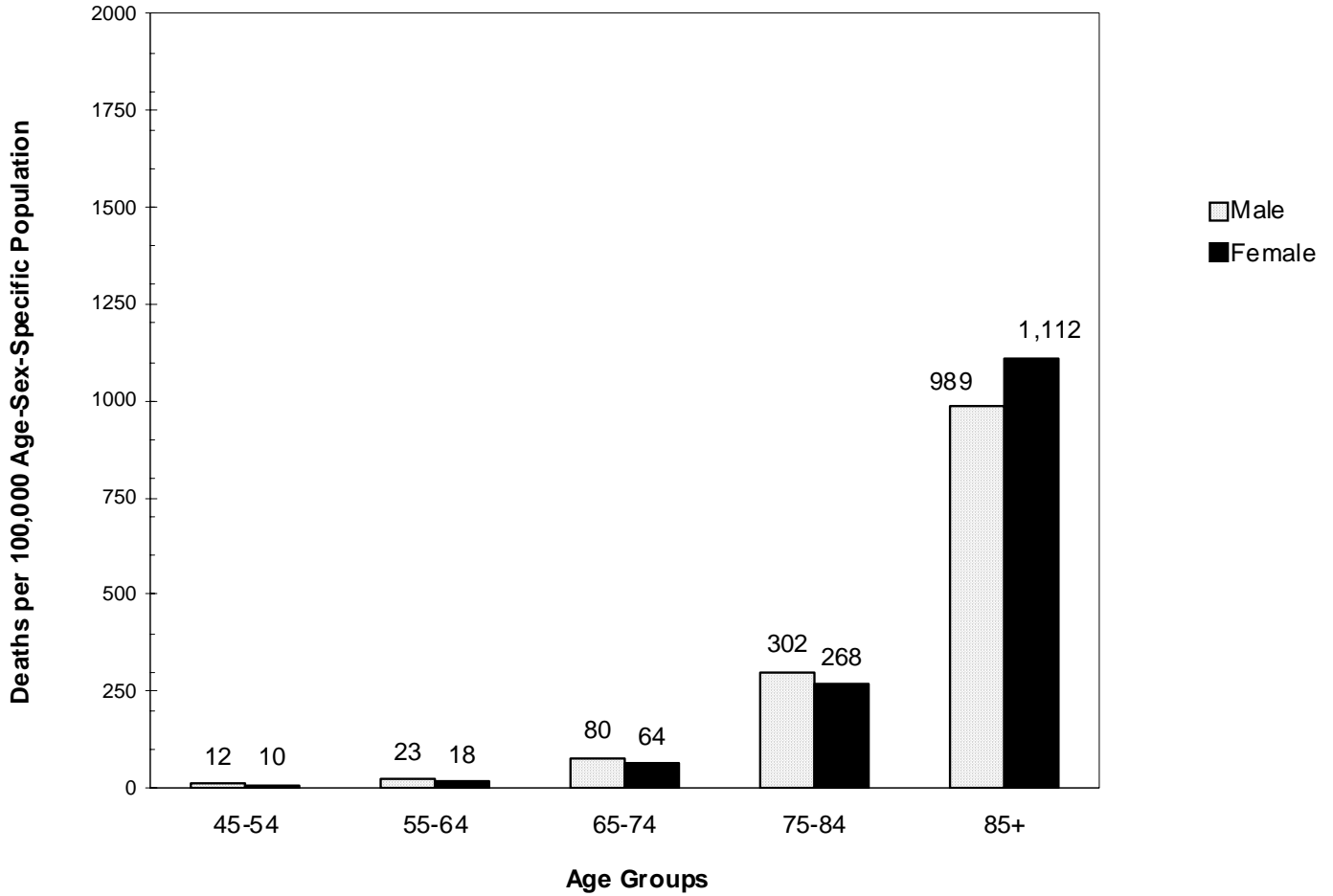


Source: Office of Health Informatics, Division of Public Health, Department of Health Services.

Note: The ICD-10 codes used for malignant neoplasms are C00-C97.

- Cancer death rates for males exceeded rates for females in all age groups.

Figure 3. Cerebrovascular Diseases (Stroke) Death Rates by Selected Age Groups and Sex, Wisconsin 2008



Source: Office of Health Informatics, Division of Public Health, Department of Health Services.

Note: The ICD-10 codes used for cerebrovascular diseases are I60-I69.

- Death rates from cerebrovascular diseases (stroke) for males exceeded rates for females in all age groups except 85 and older.

## Cause of Death

**Table 10. Summary Categories of Cause of Death, Wisconsin 2008**

	Immediate Cause of Death	Underlying Cause of Death	All-Mention Cause of Death
<b>ALL CAUSES</b>	<b>46,526</b>	<b>46,526</b>	<b>100,832</b>
Tuberculosis	2	7	22
Syphilis	---	---	1
Human Immunodeficiency Virus (HIV)	21	44	50
Malignant Neoplasms	9,482	11,120	12,166
Diabetes Mellitus	169	1,145	4,382
Alzheimer's Disease	1,160	1,653	2,165
Diseases of the Heart	11,999	11,272	18,490
Essential Hypertension and Hypertensive Renal Disease	102	420	5,290
Cerebrovascular Diseases	2,544	2,536	4,226
Atherosclerosis	92	104	683
Other Diseases of Circulatory System	339	473	1,234
Influenza and Pneumonia	2,338	1,108	3,693
Chronic Lower Respiratory Diseases	1,478	2,513	4,909
Peptic Ulcer	19	55	120
Chronic Liver Disease and Cirrhosis	190	477	699
Nephritis, Nephrotic Syndrome and Nephrosis	1,422	1,004	4,591
Pregnancy, Childbirth and the Puerperium	9	9	18
Certain Conditions Originating in Perinatal Period	247	238	308
Congenital Malform./Deform./Chromosomal Abnorm.	91	215	304
Sudden Infant Death Syndrome	44	41	45
Symptoms/Signs/Abnormal Clinical/Lab Findings	2,630	179	4,993
Motor Vehicle Accidents	3	623	627
All Accidents (except motor vehicle)	11	1,842	3,000
Intentional Self-Harm (Suicide)	21	737	739
Assault (Homicide)	1	151	149
All Other External Causes	---	73	76
All Other Diseases	12,112	8,487	27,852

Source: Office of Health Informatics, Division of Public Health, Department of Health Services.

Notes: The immediate cause of death is the final disease or condition resulting in death. The underlying cause of death is the disease or injury that initiated events resulting in death. All-mention cause of death includes all conditions listed on the death record, including those in the chain of events leading to death and others contributing to the death. Thus, the all-mention cause of death column will always have a higher total than the total number of deaths. For the ICD-10 codes used for each cause, see Technical Notes, page 83. Dashes (---) indicate that there were no deaths in that category.

- The underlying cause is often referred to as the “cause of death.” For example, for 11,120 Wisconsin residents who died in 2008, a malignant neoplasm was listed as the underlying cause on the death certificate. For only 9,482 residents, a malignant neoplasm was indicated as the final disease or condition that caused the person to die (immediate cause). For 12,166 residents, a malignant neoplasm contributed to death (all-mention cause).



## Cause of Death

**Table 11. Leading Underlying Causes of Death by Age, Wisconsin 2007 and 2008**

2007	Number	Rate	2008	Number	Rate
<b>TOTAL, ALL AGES</b>	46,117	817.5	<b>TOTAL, ALL AGES</b>	46,526	820.2
Diseases of the Heart	11,167	197.9	Diseases of the Heart	11,272	198.7
Malignant Neoplasms	10,940	193.9	Malignant Neoplasms	11,120	196.0
Cerebrovascular Diseases	2,632	46.7	Cerebrovascular Diseases	2,536	44.7
Accidents (ex. med./surg. comp.)	2,593	46.0	Chronic Lower Respiratory Dis.	2,513	44.3
Chronic Lower Respiratory Dis.	2,395	42.5	Accidents (ex. med./surg. comp.)	2,443	43.1
Alzheimer's Disease	1,656	29.4	Alzheimer's Disease	1,653	29.1
Diabetes Mellitus	1,136	20.1	Diabetes Mellitus	1,145	20.2
Influenza and Pneumonia	1,022	18.1	Influenza and Pneumonia	1,108	19.5
Nephritis/Nephrotic Syn./Nephrosis	1,004	17.8	Nephritis/Nephrotic Syn./Nephrosis	1,004	17.7
Intentional Self-Harm (Suicide)	724	12.8	Intentional Self-Harm (Suicide)	737	13.0
<b>LESS THAN 1 YEAR</b>	469	644.6	<b>LESS THAN 1 YEAR</b>	501	695.8
Congenital Malformations, etc.	104	142.9	Congenital Malformations, etc.	104	144.4
Dis. Rel. Short Gesta./Low Brthwgt.	87	119.6	Dis. Rel. Short Gesta./Low Brthwgt.	84	116.7
Sudden Infant Death Syndrome	48	66.0	Sudden Infant Death Syndrome	41	56.9
Accidents (ex. med./surg. Comp.)	34	46.7	Accidents (ex. med./surg. Comp.)	29	40.3
Newborn Affect. Comp. Placenta	19		Respiratory Distress of Newborn	24	33.3
Newborn Affect Mat. Comp. of Preg.	15		Newborn Affect Mat. Comp. of Preg.	21	29.2
Respiratory Distress of Newborn	13		Diseases of Circulatory System	15	
Bacterial Sepsis of Newborn	10		Newborn Affect. Comp. Placenta	14	
Diseases of Circulatory System	9		Assault (Homicide)	14	
Atelectasis	9		Bacterial Sepsis of Newborn	13	
<b>1-14 YEARS</b>	186	18.3	<b>1-14 YEARS</b>	180	17.7
Accidents (ex. med./surg. Comp.)	69	6.8	Accidents (ex. med./surg. Comp.)	55	5.4
Malignant Neoplasms	23	2.3	Malignant Neoplasms	32	3.2
Congenital Malformations, etc.	20	2.0	Congenital Malformations, etc.	19	
Assault (Homicide)	14		Septicemia	5	
Diseases of the Heart	5		Assault (Homicide)	5	
Intentional Self-Harm (Suicide)	4		Chronic Lower Respiratory Disease	4	
Cond. Originating in Perinatal Per.	3		Diabetes Mellitus	3	
Septicemia	2		Diseases of the Heart	3	
In Situ/Benign/Uncertain Neoplasm	2		Influenza and Pneumonia	3	
Chronic Lower Respiratory Disease	2		Cond. Originating in Perinatal Per.	3	
<b>15-24 YEARS</b>	614	77.0	<b>15-24 YEARS</b>	483	60.6
Accidents (ex. med./surg. comp.)	299	37.5	Accidents (ex. med./surg. comp.)	242	30.4
Intentional Self-Harm (Suicide)	104	13.0	Intentional Self-Harm (Suicide)	77	9.7
Assault (Homicide)	69	8.6	Assault (Homicide)	30	3.8
Malignant Neoplasms	40	5.0	Diseases of the Heart	19	
Diseases of the Heart	13		Malignant Neoplasms	18	
Congenital Malformations, etc.	12		Congenital Malformations, etc.	6	
Cerebrovascular Diseases	5		Diabetes Mellitus	5	
Pregnancy, Childbrth & Puerperium	4		Chronic Lower Respiratory Disease	5	
Septicemia	3		Influenza and Pneumonia	4	
In Situ/Benign/Uncertain Neoplasm	3		Pneumonitis Due to Solids/Liquids	3	

(continued)

**Cause of Death**

**Table 11. Leading Underlying Causes of Death by Age, Wisconsin 2007 and 2008**

<b>2007</b>	<b>Number</b>	<b>Rate</b>	<b>2008</b>	<b>Number</b>	<b>Rate</b>
<b>25-44 YEARS</b>	<b>1,863</b>	<b>123.1</b>	<b>25-44 YEARS</b>	<b>1,720</b>	<b>114.8</b>
Accidents (ex. med./surg. comp.)	559	36.9	Accidents (ex. med./surg. comp.)	449	30.0
Malignant Neoplasms	285	18.8	Malignant Neoplasms	272	18.2
Intentional Self-Harm (Suicide)	253	16.7	Intentional Self-Harm (Suicide)	263	17.6
Diseases of the Heart	186	12.3	Diseases of the Heart	198	13.2
Assault (Homicide)	71	4.7	Assault (Homicide)	67	4.5
Chronic Liver Dis. and Cirrhosis	41	2.7	Chronic Liver Dis. and Cirrhosis	45	3.0
Diabetes Mellitus	39	2.6	Diabetes Mellitus	41	2.7
Cerebrovascular Diseases	38	2.5	Cerebrovascular Diseases	34	2.3
Influenza and Pneumonia	22	1.5	Congenital Malformations, etc.	25	1.7
Human Immunodeficiency Virus	20	1.3	Human Immunodeficiency Virus	19	
<b>45-64 YEARS</b>	<b>7,701</b>	<b>512.5</b>	<b>45-64 YEARS</b>	<b>7,765</b>	<b>506.1</b>
Malignant Neoplasms	2,736	182.1	Malignant Neoplasms	2,725	177.6
Diseases of the Heart	1,591	105.9	Diseases of the Heart	1,642	107.0
Accidents (ex. med./surg. comp.)	559	37.2	Accidents (ex. med./surg. comp.)	619	40.3
Cerebrovascular Diseases	279	18.6	Intentional Self-Harm (Suicide)	302	19.7
Intentional Self-Harm (Suicide)	271	18.0	Chronic Lower Respiratory Dis.	284	18.5
Chronic Liver Dis. and Cirrhosis	270	18.0	Chronic Liver Dis. and Cirrhosis	254	16.6
Chronic Lower Respiratory Dis.	260	17.3	Cerebrovascular Diseases	228	14.9
Diabetes Mellitus	227	15.1	Diabetes Mellitus	227	14.8
Nephritis/Nephrotic Syn./Nephrosis	93	6.2	Nephritis/Nephrotic Syn./Nephrosis	96	6.3
Influenza and Pneumonia	78	5.2	Septicemia	89	5.8
<b>65-74 YEARS</b>	<b>6,814</b>	<b>1,853.7</b>	<b>65-74 YEARS</b>	<b>6,948</b>	<b>1,819.8</b>
Malignant Neoplasms	2,603	708.1	Malignant Neoplasms	2,706	708.7
Diseases of the Heart	1,439	391.5	Diseases of the Heart	1,487	389.5
Chronic Lower Respiratory Dis.	508	138.2	Chronic Lower Respiratory Dis.	488	127.8
Cerebrovascular Diseases	309	84.1	Cerebrovascular Diseases	272	71.2
Diabetes Mellitus	227	61.8	Diabetes Mellitus	232	60.8
Accidents (ex. med./surg. comp.)	172	46.8	Accidents (ex. med./surg. comp.)	190	49.8
Nephritis/Nephrotic Syn./Nephrosis	146	39.7	Nephritis/Nephrotic Syn./Nephrosis	128	33.5
Septicemia	86	23.4	Chronic Liver Dis. and Cirrhosis	87	22.8
Influenza and Pneumonia	86	23.4	Septicemia	76	19.9
Chronic Liver Dis. and Cirrhosis	75	20.4	Influenza and Pneumonia	76	19.9
<b>75-84 YEARS</b>	<b>12,482</b>	<b>4,836.3</b>	<b>75-84 YEARS</b>	<b>12,425</b>	<b>4,843.3</b>
Malignant Neoplasms	3,245	1,257.3	Malignant Neoplasms	3,316	1,292.6
Diseases of the Heart	3,095	1,199.2	Diseases of the Heart	2,988	1,164.7
Chronic Lower Respiratory Dis.	915	354.5	Chronic Lower Respiratory Dis.	931	362.9
Cerebrovascular Diseases	812	314.6	Cerebrovascular Diseases	724	282.2
Alzheimer's Disease	414	160.4	Alzheimer's Disease	455	177.4
Diabetes Mellitus	362	140.3	Nephritis/Nephrotic Syn./Nephrosis	334	130.2
Accidents (ex. med./surg. comp.)	339	131.3	Diabetes Mellitus	326	127.1
Nephritis/Nephrotic Syn./Nephrosis	295	114.3	Accidents (ex. med./surg. comp.)	314	122.4
Influenza and Pneumonia	266	103.1	Influenza and Pneumonia	282	109.9
Parkinson's Disease	217	84.1	Parkinson's Disease	201	78.4

(continued)

**Table 11. Leading Underlying Causes of Death by Age, Wisconsin 2007 and 2008**

2007	Number	Rate	2008	Number	Rate
<b>85 YEARS AND OVER</b>	15,988	13,800.6	<b>85 YEARS AND OVER</b>	16,503	13,969.0
Diseases of the Heart	4,832	4,170.9	Diseases of the Heart	4,929	4,172.2
Malignant Neoplasms	2,007	1,732.4	Malignant Neoplasms	2,051	1,736.1
Cerebrovascular Diseases	1,186	1,023.7	Cerebrovascular Diseases	1,268	1,073.3
Alzheimer's Disease	1,156	997.8	Alzheimer's Disease	1,121	948.9
Chronic Lower Respiratory Dis.	695	599.9	Chronic Lower Respiratory Dis.	796	673.8
Influenza and Pneumonia	563	486.0	Influenza and Pneumonia	640	541.7
Accidents (ex. med./surg. comp.)	562	485.1	Accidents (ex. med./surg. comp.)	545	461.3
Nephritis/Nephrotic Syn./Nephrosis	449	387.6	Nephritis/Nephrotic Syn./Nephrosis	430	364.0
Diabetes Mellitus	280	241.7	Diabetes Mellitus	311	263.2
Hypertension/Hyperten. Renal Dis.	215	185.6	Hypertension/Hyperten. Renal Dis.	220	186.2

Source: Office of Health Informatics, Division of Public Health, Department of Health Services. For the population estimates used to calculate 2007 rates, see Technical Notes, page 87. For the population estimates used to calculate 2008 rates, see Technical Notes, page 86.

Notes: Age-specific rates are deaths per 100,000 population in that age group. A rate is not calculated when there were fewer than 20 deaths. Underlying cause of death is the disease or injury that initiated events resulting in death.

For the ICD-10 codes used for the cause-of-death groupings, see Technical Notes, page 80, and page 81 (infants only).

Conditions abbreviated in this table are spelled out in full in the Technical Notes.

The total for 2008 includes one death where sex was unknown.

- As in 2007, the three leading underlying causes of death in 2008 were diseases of the heart, malignant neoplasms (cancer) and cerebrovascular diseases (stroke). These three causes of death accounted for 54 percent of total deaths among Wisconsin residents.
- Although diseases of the heart constituted the leading cause of death overall, within specific age groups this category was the leading underlying cause only among persons 85 years and over.
- Accidents were the leading cause of death for age groups 1-14, 15-24, and 25-44.

**Cause of Death**

**Table 12. Leading Underlying Causes of Death for Males by Age, Wisconsin 2007 and 2008**

2007	Number	Rate	2008	Number	Rate
<b>TOTAL, ALL AGES</b>	<b>22,448</b>	<b>800.6</b>	<b>TOTAL, ALL AGES</b>	<b>22,762</b>	<b>807.6</b>
Malignant Neoplasms	5,694	203.1	Malignant Neoplasms	5,780	205.1
Diseases of the Heart	5,618	200.4	Diseases of the Heart	5,724	203.1
Accidents (ex. med./surg. comp.)	1,591	56.7	Accidents (ex. med./surg. comp.)	1,471	52.2
Chronic Lower Respiratory Dis.	1,180	42.1	Chronic Lower Respiratory Dis.	1,234	43.8
Cerebrovascular Diseases	1,042	37.2	Cerebrovascular Diseases	977	34.7
Intentional Self-Harm (Suicide)	576	20.5	Diabetes Mellitus	612	21.7
Diabetes Mellitus	552	19.7	Intentional Self-Harm (Suicide)	580	20.6
Alzheimer's Disease	488	17.4	Influenza and Pneumonia	516	18.3
Nephritis/Nephrotic Syn./Nephrosis	485	17.3	Nephritis/Nephrotic Syn./Nephrosis	487	17.3
Influenza and Pneumonia	445	15.9	Alzheimer's Disease	472	16.7
<b>LESS THAN 1 YEAR</b>	<b>252</b>	<b>676.7</b>	<b>LESS THAN 1 YEAR</b>	<b>289</b>	<b>784.9</b>
Congenital Malformations, etc.	44	118.2	Congenital Malformations, etc.	61	165.7
Dis. Rel. Short Gest./Low Brthwgt.	39	104.7	Dis. Rel. Short Gest./Low Brthwgt.	48	130.4
Sudden Infant Death Syndrome	28	75.2	Sudden Infant Death Syndrome	25	67.9
Accidents (ex. med./surg. comp.)	18		Accidents (ex. med./surg. comp.)	19	
Newborn Affect. Comp. Placenta	15		Respiratory Distress of Newborn	13	
Newborn Affect. By Comp. Preg.	11		Diseases of Circulatory System	10	
Neonatal Hemorrhage	8		Newborn Affect. By Comp. Preg.	9	
Diseases of Circulatory System	7		Assault (Homicide)	9	
Respiratory Distress of Newborn	7		Bacterial Sepsis of Newborn	8	
Bacterial Sepsis of Newborn	7		Newborn Affect. Comp. Placenta	7	
<b>1-14 YEARS</b>	<b>116</b>	<b>22.4</b>	<b>1-14 YEARS</b>	<b>94</b>	<b>18.1</b>
Accidents (ex. med./surg. comp.)	45	8.7	Accidents (ex. med./surg. comp.)	28	5.4
Congenital Malformations, etc.	14		Malignant Neoplasms	17	
Malignant Neoplasms	10		Congenital Malformations, etc.	9	
Assault (Homicide)	9		Assault (Homicide)	5	
Intentional Self-Harm (Suicide)	3		Diabetes Mellitus	2	
Diseases of the Heart	2		Diseases of the Heart	2	
Meningococcal Infection	1		Influenza and Pneumonia	2	
Septicemia	1		Intentional Self-Harm (Suicide)	2	
Cerebrovascular Diseases	1		Septicemia	1	
Influenza and Pneumonia	1		Chronic Lower Respiratory Dis.	1	
<b>15-24 YEARS</b>	<b>460</b>	<b>112.4</b>	<b>15-24 YEARS</b>	<b>348</b>	<b>85.4</b>
Accidents (ex. med./surg. comp.)	229	55.9	Accidents (ex. med./surg. comp.)	173	42.4
Intentional Self-Harm (Suicide)	87	21.3	Intentional Self-Harm (Suicide)	65	15.9
Assault (Homicide)	49	12.0	Assault (Homicide)	23	5.6
Malignant Neoplasms	28	6.8	Diseases of the Heart	17	
Diseases of the Heart	11		Malignant Neoplasms	11	
Congenital Malformations, etc.	7		Congenital Malformations, etc.	5	
Cerebrovascular Diseases	3		Influenza and Pneumonia	3	
In Situ/Benign/Uncertain Neoplasm	2		Chronic Lower Respiratory Dis.	3	
Chronic Lower Respiratory Dis.	2		Diabetes Mellitus	2	
Meningococcal Infection	1		Meningitis	2	

(continued)

## Cause of Death

**Table 12. Leading Underlying Causes of Death for Males by Age, Wisconsin 2007 and 2008**

2007	Number	Rate	2008	Number	Rate
<b>25-44 YEARS</b>	<b>1,215</b>	<b>157.2</b>	<b>25-44 YEARS</b>	<b>1,113</b>	<b>145.4</b>
Accidents (ex. med./surg. comp.)	417	54.0	Accidents (ex. med./surg. comp.)	336	43.9
Intentional Self-Harm (Suicide)	199	25.7	Intentional Self-Harm (Suicide)	212	27.7
Diseases of the Heart	142	18.4	Diseases of the Heart	142	18.6
Malignant Neoplasms	117	15.1	Malignant Neoplasms	115	15.0
Assault (Homicide)	50	6.5	Assault (Homicide)	49	6.4
Chronic Liver Dis. and Cirrhosis	27	3.5	Chronic Liver Dis. and Cirrhosis	30	3.9
Diabetes Mellitus	24	3.1	Diabetes Mellitus	26	3.4
Cerebrovascular Diseases	20	2.6	Cerebrovascular Diseases	15	
Human Immunodeficiency Virus	17		Congenital Malformations, etc.	14	
Influenza and Pneumonia	12		Human Immunodeficiency Virus	13	
<b>45-64 YEARS</b>	<b>4,765</b>	<b>634.3</b>	<b>45-64 YEARS</b>	<b>4,808</b>	<b>626.6</b>
Malignant Neoplasms	1,442	192.0	Malignant Neoplasms	1,461	190.4
Diseases of the Heart	1,179	156.9	Diseases of the Heart	1,196	155.9
Accidents (ex. med./surg. comp.)	401	53.4	Accidents (ex. med./surg. comp.)	430	56.0
Intentional Self-Harm (Suicide)	208	27.7	Intentional Self-Harm (Suicide)	229	29.8
Chronic Liver Dis. and Cirrhosis	185	24.6	Chronic Liver Dis. and Cirrhosis	180	23.5
Cerebrovascular Diseases	182	24.2	Chronic Lower Respiratory Dis.	159	20.7
Chronic Lower Respiratory Dis.	149	19.8	Diabetes Mellitus	158	20.6
Diabetes Mellitus	130	17.3	Cerebrovascular Diseases	126	16.4
Nephritis/Nephrotic Syn./Nephrosis	52	6.9	Nephritis/Nephrotic Syn./Nephrosis	56	7.3
Influenza and Pneumonia	47	6.3	Septicemia	46	6.0
<b>65-74 YEARS</b>	<b>3,946</b>	<b>2,286.3</b>	<b>65-74 YEARS</b>	<b>3,909</b>	<b>2,177.1</b>
Malignant Neoplasms	1,480	857.5	Malignant Neoplasms	1,472	819.8
Diseases of the Heart	963	558.0	Diseases of the Heart	944	525.8
Chronic Lower Respiratory Dis.	261	151.2	Chronic Lower Respiratory Dis.	232	129.2
Cerebrovascular Diseases	164	95.0	Cerebrovascular Diseases	143	79.6
Diabetes Mellitus	125	72.4	Diabetes Mellitus	128	71.3
Accidents (ex. med./surg. comp.)	122	70.7	Accidents (ex. med./surg. comp.)	121	67.4
Nephritis/Nephrotic Syn./Nephrosis	78	45.2	Chronic Liver Dis. and Cirrhosis	59	32.9
Influenza and Pneumonia	44	25.5	Nephritis/Nephrotic Syn./Nephrosis	59	32.9
Chronic Liver Dis. and Cirrhosis	39	22.6	Septicemia	43	23.9
Intentional Self-Harm (Suicide)	39	22.6	Influenza and Pneumonia	42	23.4
<b>75-84 YEARS</b>	<b>6,271</b>	<b>5,866.2</b>	<b>75-84 YEARS</b>	<b>6,407</b>	<b>5,992.9</b>
Malignant Neoplasms	1,708	1,597.8	Malignant Neoplasms	1,807	1,690.2
Diseases of the Heart	1,656	1,549.1	Diseases of the Heart	1,636	1,530.3
Chronic Lower Respiratory Dis.	472	441.5	Chronic Lower Respiratory Dis.	485	453.7
Cerebrovascular Diseases	348	325.5	Cerebrovascular Diseases	323	302.1
Accidents (ex. med./surg. comp.)	171	160.0	Nephritis/Nephrotic Syn./Nephrosis	182	170.2
Diabetes Mellitus	169	158.1	Influenza and Pneumonia	170	159.0
Nephritis/Nephrotic Syn./Nephrosis	166	155.3	Alzheimer's Disease	168	157.1
Alzheimer's Disease	150	140.3	Diabetes Mellitus	165	154.3
Parkinson's Disease	142	132.8	Accidents (ex. med./surg. comp.)	161	150.6
Influenza and Pneumonia	127	118.8	Parkinson's Disease	126	117.9

(continued)

## Cause of Death

**Table 12. Leading Underlying Causes of Death for Males by Age, Wisconsin 2007 and 2008**

2007	Number	Rate	2008	Number	Rate
85 YEARS AND OVER	5,423	15,173.5	85 YEARS AND OVER	5,794	15,693.4
Diseases of the Heart	1,660	4,644.7	Diseases of the Heart	1,783	4,829.4
Malignant Neoplasms	908	2,540.6	Malignant Neoplasms	897	2,429.6
Cerebrovascular Diseases	323	903.7	Cerebrovascular Diseases	365	988.6
Alzheimer's Disease	299	836.6	Chronic Lower Respiratory Dis.	352	953.4
Chronic Lower Respiratory Dis.	290	811.4	Alzheimer's Disease	275	744.9
Accidents (ex. med./surg. comp.)	210	587.6	Influenza and Pneumonia	242	655.5
Nephritis/Nephrotic Syn./Nephrosis	188	526.0	Accidents (ex. med./surg. comp.)	203	549.8
Parkinson's Disease	179	500.8	Nephritis/Nephrotic Syn./Nephrosis	184	498.4
Diabetes Mellitus	112	313.4	Diabetes Mellitus	131	354.8
Pneumonitis Due to Solids/Liquids	103	288.2	Parkinson's Disease	90	243.8

Source: Office of Health Informatics, Division of Public Health, Department of Health Services. For the population estimates used to calculate 2007 rates, see Technical Notes, page 87. For the population estimates used to calculate 2008 rates, see the Technical Notes, page 86.

Notes: Age-specific rates are deaths per 100,000 males in that age group. A rate is not calculated when there were fewer than 20 deaths.

Underlying cause of death is the disease or injury that initiated events resulting in death.

For the ICD-10 codes used for the cause-of-death groupings, see Technical Notes, page 80, and page 81 (infants only).

Conditions abbreviated in this table are spelled out in full in the Technical Notes.

- Accidents were the leading underlying cause of death among males ages 1-14, 15-24 and 25-44. Cancer was the leading cause of death among men ages 45-84.
- Suicide was the second leading cause of death among males ages 15-44.
- For males aged 45 and older, cancer and heart disease were the two leading causes of death. Cancer was the leading cause for men ages 45-84, and heart disease was the leading cause for men ages 85 and older.
- From 2007 to 2008, the death rate from accidents among males (deaths per 100,000 male population) decreased in most age groups, but increased among males aged 45-64.

## Cause of Death

**Table 13. Leading Underlying Causes of Death for Females by Age, Wisconsin 2007 and 2008**

2007	Number	Rate	2008	Number	Rate
<b>TOTAL, ALL AGES</b>	<b>23,669</b>	<b>834.1</b>	<b>TOTAL, ALL AGES</b>	<b>23,763</b>	<b>832.7</b>
Diseases of the Heart	5,549	195.5	Diseases of the Heart	5,548	194.4
Malignant Neoplasms	5,246	184.9	Malignant Neoplasms	5,340	187.1
Cerebrovascular Diseases	1,590	56.0	Cerebrovascular Diseases	1,559	54.6
Chronic Lower Respiratory Dis.	1,215	42.8	Chronic Lower Respiratory Dis.	1,279	44.8
Alzheimer's Disease	1,168	41.2	Alzheimer's Disease	1,181	41.4
Accidents (ex. med./surg. comp.)	1,002	35.3	Accidents (ex. med./surg. comp.)	972	34.1
Diabetes Mellitus	584	20.6	Influenza and Pneumonia	592	20.7
Influenza and Pneumonia	577	20.3	Diabetes Mellitus	533	18.7
Nephritis/Nephrotic Syn./Nephrosis	519	18.3	Nephritis/Nephrotic Syn./Nephrosis	517	18.1
Septicemia	259	9.1	Septicemia	263	9.2
<b>LESS THAN 1 YEAR</b>	<b>217</b>	<b>611.0</b>	<b>LESS THAN 1 YEAR</b>	<b>211</b>	<b>599.7</b>
Congenital Malformations, etc.	60	168.9	Congenital Malformations, etc.	43	122.2
Dis. Rel. Short Gest./Low Birthwgt.	48	135.1	Dis. Rel. Short Gest./Low Birthwgt.	36	102.3
Sudden Infant Death Syndrome	20	56.3	Sudden Infant Death Syndrome	16	
Accidents (ex. med./surg. comp.)	16		Newborn Affect. by Comp. Preg.	12	
Respiratory Distress of Newborn	6		Respiratory Distress of Newborn	11	
Atelectasis	6		Accidents (ex. med./surg. comp.)	10	
Hydrops Fetalis Not Hemolytic Dis.	5		Newborn Affect. Comp. Placenta	7	
Newborn Affect. by Comp. Preg.	4		Neonatal Hemorrhage	6	
Newborn Affect. Comp. Placenta	4		Diseases of Circulatory System	5	
Bacterial Sepsis of Newborn	3		Atelectasis	5	
<b>1-14 YEARS</b>	<b>70</b>	<b>14.1</b>	<b>1-14 YEARS</b>	<b>86</b>	<b>17.3</b>
Accidents (ex. med./surg. comp.)	24	4.8	Accidents (ex. med./surg. comp.)	27	5.4
Malignant Neoplasms	13		Malignant Neoplasms	15	
Congenital Malformations, etc.	6		Congenital Malformations, etc.	10	
Assault (Homicide)	5		Septicemia	4	
Diseases of the Heart	3		Chronic Lower Respiratory Dis.	3	
In Situ/Benign/Uncertain Neoplasm	2		Cerebrovascular Diseases	2	
Chronic Lower Respiratory Dis.	2		Cond. Originating in Perinatal Per.	2	
Cond. Originating in Perinatal Per.	2		Meningococcal Infection	1	
Septicemia	1		Diabetes Mellitus	1	
Meningitis	1		Diseases of the Heart	1	
<b>15-24 YEARS</b>	<b>154</b>	<b>39.6</b>	<b>15-24 YEARS</b>	<b>135</b>	<b>34.7</b>
Accidents (ex. med./surg. comp.)	70	18.0	Accidents (ex. med./surg. comp.)	69	17.7
Assault (Homicide)	20	5.1	Intentional Self-Harm (Suicide)	12	
Intentional Self-Harm (Suicide)	17		Malignant Neoplasms	7	
Malignant Neoplasms	12		Assault (Homicide)	7	
Congenital Malformations, etc.	5		Diabetes Mellitus	3	
Pregnancy Childbirth & Puerperium	4		Diseases of the Heart	2	
Septicemia	2		Chronic Lower Respiratory Dis.	2	
Diseases of the Heart	2		Pregnancy Childbirth & Puerperium	2	
Cerebrovascular Diseases	2		Septicemia	1	
Influenza and Pneumonia	2		Influenza and Pneumonia	1	

(continued)

**Cause of Death**

**Table 13. Leading Underlying Causes of Death for Females by Age, Wisconsin 2007 and 2008**

<b>2007</b>	<b>Number</b>	<b>Rate</b>	<b>2008</b>	<b>Number</b>	<b>Rate</b>
<b>25-44 YEARS</b>	<b>648</b>	<b>87.6</b>	<b>25-44 YEARS</b>	<b>607</b>	<b>82.9</b>
Malignant Neoplasms	168	22.7	Malignant Neoplasms	157	21.4
Accidents (ex. med./surg. comp.)	142	19.2	Accidents (ex. med./surg. comp.)	113	15.4
Intentional Self-Harm (Suicide)	54	7.3	Diseases of the Heart	56	7.6
Diseases of the Heart	44	5.9	Intentional Self-Harm (Suicide)	51	7.0
Assault (Homicide)	21	2.8	Cerebrovascular Diseases	19	
Cerebrovascular Diseases	18		Assault (Homicide)	18	
Diabetes Mellitus	15		Diabetes Mellitus	15	
Chronic Liver Dis. and Cirrhosis	14		Chronic Liver Dis. and Cirrhosis	15	
Pregnancy Childbirth & Puerper.	11		Congenital Malformations, etc.	11	
Influenza and Pneumonia	10		Nephritis/Nephrotic Syn./Nephrosis	10	
<b>45-64 YEARS</b>	<b>2,936</b>	<b>390.7</b>	<b>45-64 YEARS</b>	<b>2,957</b>	<b>385.5</b>
Malignant Neoplasms	1,294	172.2	Malignant Neoplasms	1,264	164.8
Diseases of the Heart	412	54.8	Diseases of the Heart	446	58.1
Accidents (ex. med./surg. comp.)	158	21.0	Accidents (ex. med./surg. comp.)	189	24.6
Chronic Lower Respiratory Dis.	111	14.8	Chronic Lower Respiratory Dis.	125	16.3
Diabetes Mellitus	97	12.9	Cerebrovascular Diseases	102	13.3
Cerebrovascular Diseases	97	12.9	Chronic Liver Dis. and Cirrhosis	74	9.6
Chronic Liver Dis. and Cirrhosis	85	11.3	Intentional Self-Harm (Suicide)	73	9.5
Intentional Self-Harm (Suicide)	63	8.4	Diabetes Mellitus	69	9.0
Nephritis/Nephrotic Syn./Nephrosis	41	5.5	Septicemia	43	5.6
Septicemia	38	5.1	Nephritis/Nephrotic Syn./Nephrosis	40	5.2
<b>65-74 YEARS</b>	<b>2,868</b>	<b>1,470.8</b>	<b>65-74 YEARS</b>	<b>3,039</b>	<b>1,502.5</b>
Malignant Neoplasms	1,123	575.9	Malignant Neoplasms	1,234	610.1
Diseases of the Heart	476	244.1	Diseases of the Heart	543	268.5
Chronic Lower Respiratory Dis.	247	126.7	Chronic Lower Respiratory Dis.	256	126.6
Cerebrovascular Diseases	145	74.4	Cerebrovascular Diseases	129	63.8
Diabetes Mellitus	102	52.3	Diabetes Mellitus	104	51.4
Nephritis/Nephrotic Syn./Nephrosis	68	34.9	Nephritis/Nephrotic Syn./Nephrosis	69	34.1
Septicemia	52	26.7	Accidents (ex. med./surg. comp.)	69	34.1
Accidents (ex. med./surg. comp.)	50	25.6	Alzheimer's Disease	40	19.8
Influenza and Pneumonia	42	21.5	Influenza and Pneumonia	34	16.8
Alzheimer's Disease	38	19.5	Septicemia	33	16.3
<b>75-84 YEARS</b>	<b>6,211</b>	<b>4,108.1</b>	<b>75-84 YEARS</b>	<b>6,018</b>	<b>4,021.9</b>
Malignant Neoplasms	1,537	1,016.6	Malignant Neoplasms	1,509	1,008.5
Diseases of the Heart	1,439	951.8	Diseases of the Heart	1,352	903.6
Cerebrovascular Diseases	464	306.9	Chronic Lower Respiratory Dis.	446	298.1
Chronic Lower Respiratory Dis.	443	293.0	Cerebrovascular Diseases	401	268.0
Alzheimer's Disease	264	174.6	Alzheimer's Disease	287	191.8
Diabetes Mellitus	193	127.7	Diabetes Mellitus	161	107.6
Accidents (ex. med./surg. comp.)	168	111.1	Accidents (ex. med./surg. comp.)	153	102.3
Influenza and Pneumonia	139	91.9	Nephritis/Nephrotic Syn./Nephrosis	152	101.6
Nephritis/Nephrotic Syn./Nephrosis	129	85.3	Influenza and Pneumonia	112	74.9
Parkinson's Disease	75	49.6	Septicemia	78	52.1

(continued)



## Cause of Death

**Table 13. Leading Underlying Causes of Death for Females by Age, Wisconsin 2007 and 2008**

2007	Number	Rate	2008	Number	Rate
85 YEARS AND OVER	10,565	13,188.1	85 YEARS AND OVER	10,709	13,185.2
Diseases of the Heart	3,172	3,959.6	Diseases of the Heart	3,146	3,873.4
Malignant Neoplasms	1,099	1,371.9	Malignant Neoplasms	1,154	1,420.8
Cerebrovascular Diseases	863	1,077.3	Cerebrovascular Diseases	903	1,111.8
Alzheimer's Disease	857	1,069.8	Alzheimer's Disease	846	1,041.6
Chronic Lower Respiratory Dis.	405	505.6	Chronic Lower Respiratory Dis.	444	546.7
Accidents (ex. med./surg. comp.)	374	466.9	Influenza and Pneumonia	398	490.0
Influenza and Pneumonia	353	440.6	Accidents (ex. med./surg. comp.)	342	421.1
Nephritis/Nephrotic Syn./Nephrosis	270	337.0	Nephritis/Nephrotic Syn./Nephrosis	246	302.9
Diabetes Mellitus	177	220.9	Diabetes Mellitus	180	221.6
Hypertension/Hyperten. Renal Dis.	159	198.5	Hypertension/Hyperten. Renal Dis.	150	184.7

Source: Office of Health Informatics, Division of Public Health, Department of Health Services. For the population estimates used to calculate 2007 rates, see Technical Notes, page 87. For the population estimates used to calculate 2008 rates, see the Technical Notes, page 86.

Notes: Age-specific rates are deaths per 100,000 females in that age group. A rate is not calculated when there were fewer than 20 deaths.

Underlying cause of death is the disease or injury that initiated events resulting in death.

For the ICD-10 codes used for the cause-of-death groupings, see Technical Notes, page 80, and page 81 (infants only).

Conditions abbreviated in this table are spelled out in full in the Technical Notes.

- Diseases of the heart remained the leading cause of death among females overall, with cancer a close second.
- Accidents were the leading underlying cause of death among females ages 1-14 and 15-24.
- Cancer was the leading cause of death among women ages 25-84.
- Diseases of the heart were the leading cause of death among the oldest group of women (ages 85 and older).

**Cause of Death**

**Table 14. Deaths by Underlying Cause of Death, Age and Sex, Wisconsin 2008**

	Total	All Ages		Under 1		1 – 4		5 – 9	
		Male	Female	Male	Female	Male	Female	Male	Female
<b>Age/Sex-Specific Death Rate</b>	820.2	807.6	832.7	784.9	599.7	23.3	29.3	19.3	11.5
<b>Total Deaths, All Causes</b>	46,526	22,762	23,763	289	211	35	42	35	20
Tuberculosis	7	4	3						
Human Immunodeficiency Virus	44	34	10						
Malignant Neoplasms	10,120	5,780	5,340			7	4	7	6
Stomach	194	110	84						
Colon, Rectum, Anus	1,009	509	500						
Pancreas	743	365	378						
Trachea, Bronchus and Lung	2,892	1,560	1,332						
Breast	725	10	715						
Cervix Uteri, Corpus Uteri, Ovary	510		510						
Prostate	630	630							
Urinary Tract	575	376	199						
Non-Hodgkin's Lymphoma	445	245	200						
Leukemia	485	291	194			4	1	2	1
Other Malignant Neoplasms	2,912	1,684	1,228			3	3	5	5
Diabetes Mellitus	1,145	612	533			1		1	
Alzheimer's Disease	1,653	472	1,181						
Major Cardiovascular Diseases	14,805	7,165	7,640	9	5	1	1		1
Diseases of the Heart	11,272	5,724	5,548	4	2	1			
Hyp. Heart Dis. w/wo Renal Dis.	489	200	289						
Ischemic Heart Disease	6,981	3,854	3,127		1				
Other Diseases of the Heart	3,802	1,670	2,132	4	1	1			
Hypertension/Hypertens. Renal Dis.	420	172	248						
Cerebrovascular Diseases	2,536	977	1,559	4	3		1		1
Atherosclerosis	104	47	57						
Other Dis. of Circulatory System	473	245	228	1					
Influenza and Pneumonia	1,108	516	592	3	3		1	2	
Chronic Lower Respiratory Diseases	2,513	1,234	1,279				2	1	
Peptic Ulcer	55	18	37						
Chronic Liver Disease and Cirrhosis	477	308	169						
Nephritis/Nephrotic Syn./Nephrosis	1,004	487	517					1	
Pregnancy, Childbirth and Puerperium	9		9						
Certain Cond. Orig. in Perinatal Per.	238	134	104	133	101	1			2
Congenital Malformations, etc.	215	122	93	61	43	5	6	1	2
Sudden Infant Death Syndrome	41	25	16	25	16				
Symptoms, Signs and Lab. Findings	179	71	107	4	5	3	1	1	1
All Other Diseases	8,487	3,566	4,921	26	23	4	12	8	3
Motor Vehicle Accidents	623	420	203	4		4	4	6	2
All Accidents (except motor vehicle)	1,842	1,060	782	15		6	10	6	3
Intentional Self-Harm (Suicide)	737	580	157						
Assault (Homicide)	151	102	49	9	5	3		1	
All Other External Causes	73	52	21				1		

(continued)

## Cause of Death

**Table 14. Deaths by Underlying Cause of Death, Age and Sex, Wisconsin 2008**

	10 - 14		15 - 19		20 - 24		25 - 29	
	Male	Female	Male	Female	Male	Female	Male	Female
<b>Age/Sex-Specific Death Rate</b>	12.9	13.4	64.5	34.4	106.8	35.0	112.6	45.2
<b>Total, All Causes</b>	24	24	133	67	215	68	224	83
Tuberculosis								
Human Immunodeficiency Virus							1	1
Malignant Neoplasms	3	5	4	3	7	4	6	13
Stomach								1
Colon, Rectum, Anus								
Pancreas							1	1
Trachea, Bronchus and Lung								
Breast								1
Cervix Uteri, Corpus Uteri, Ovary								1
Prostate								
Urinary Tract								
Non-Hodgkin's Lymphoma				1	1			1
Leukemia	2	2	3	1	2	1	2	1
Other Malignant Neoplasms	1	3	1	1	4	3	3	7
Diabetes Mellitus		1	1	2	1	1	2	1
Alzheimer's Disease								
Major Cardiovascular Diseases	1	1	4	1	14	1	12	10
Diseases of the Heart	1	1	4	1	13	1	6	9
Hyp. Heart Dis. w/wo Renal Dis.					2		2	2
Ischemic Heart Disease							1	2
Other Diseases of the Heart	1	1	4	1	11	1	3	5
Hypertension/Hypertens. Renal Dis.							1	
Cerebrovascular Diseases					1		4	1
Atherosclerosis								
Other Dis. of Circulatory System					2	1	1	
Influenza and Pneumonia			1		2	1	2	
Chronic Lower Respiratory Diseases		1	1	2	2		1	1
Peptic Ulcer								
Chronic Liver Disease and Cirrhosis								
Nephritis/Nephrotic Syn./Nephrosis							1	
Pregnancy, Childbirth and Puerperium				1		1		1
Certain Cond. Orig. in Perinatal Per.								
Congenital Malformations, etc.	3	2	2		3	1	5	2
Sudden Infant Death Syndrome								
Symptoms, Signs and Lab. Findings			5		3	2	5	2
All Other Diseases	5	5	11	14	20	12	15	11
Motor Vehicle Accidents	3	6	36	32	64	19	48	7
All Accidents (except motor vehicle)	4	3	34	5	39	13	50	15
Intentional Self-Harm (Suicide)	2		23	4	42	8	56	9
Assault (Homicide)	1		9	3	14	4	15	7
All Other External Causes	2		2		4	1	5	3

(continued)

**Cause of Death**

**Table 14. Deaths by Underlying Cause of Death, Age and Sex, Wisconsin 2008**

	30 – 34		35 – 39		40 – 44		45 – 49	
	Male	Female	Male	Female	Male	Female	Male	Female
<b>Age/Sex-Specific Death Rate</b>	123.5	52.8	130.2	88.4	209.9	137.3	313.5	199.8
<b>Total, All Causes</b>	216	88	243	160	430	276	714	453
Tuberculosis								
Human Immunodeficiency Virus	2	2	1	2	9	1	11	1
Malignant Neoplasms	18	19	28	48	63	77	146	155
Stomach			1		1	2	5	4
Colon, Rectum, Anus	1	1	2	3	10	1	18	7
Pancreas	2		1	1	3	1	6	10
Trachea, Bronchus and Lung		1	2	5	16	13	38	36
Breast		3		14		24		36
Cervix Uteri, Corpus Uteri, Ovary		3		8		11		19
Prostate							1	
Urinary Tract			1		2		9	2
Non-Hodgkin's Lymphoma	1			1	4	2	2	2
Leukemia	1	3	3	1	3	1	5	3
Other Malignant Neoplasms	13	8	18	15	24	22	62	36
Diabetes Mellitus	6	3	4	4	14	7	17	6
Alzheimer's Disease								
Major Cardiovascular Diseases	24	4	46	21	83	45	163	80
Diseases of the Heart	20	1	40	17	76	29	140	60
Hyp. Heart Dis. w/wo Renal Dis.	3	1		4	13	2	22	2
Ischemic Heart Disease	5		23	4	45	15	90	38
Other Diseases of the Heart	12		17	9	18	12	28	20
Hypertension/Hypertens. Renal Dis.	2				1		5	1
Cerebrovascular Diseases	2	3	5	4	4	11	15	18
Atherosclerosis								
Oth. Dis. of Circulatory System			1		2	5	3	1
Influenza and Pneumonia	1	1	3	2	3	2	7	5
Chronic Lower Respiratory Diseases					1	2	18	18
Peptic Ulcer							1	1
Chronic Liver Disease and Cirrhosis	4	1	5	3	21	11	29	19
Nephritis/Nephrotic Syn./Nephrosis	1	1	2	4	1	5	6	3
Pregnancy, Childbirth and Puerperium		2		1		3		
Certain Cond. Orig. in Perinatal Per.							1	
Congenital Malformations, etc.	3	2	4	3	2	4	7	5
Sudden Infant Death Syndrome								
Symptoms, Signs and Lab. Findings		2	2	6	3	1	6	4
All Other Diseases	25	15	21	22	42	43	104	66
Motor Vehicle Accidents	20	8	14	10	45	13	23	21
All Accidents (except motor vehicle)	44	12	48	15	67	34	95	47
Intentional Self-Harm (Suicide)	45	9	50	13	61	20	72	17
Assault (Homicide)	18	3	10	5	6	3	3	3
All Other External Causes	5	4	5	1	9	4	6	2

(continued)

## Cause of Death

**Table 14. Deaths by Underlying Cause of Death, Age and Sex, Wisconsin 2008**

	50 – 54		55 – 59		60 – 64		65 – 69	
	Male	Female	Male	Female	Male	Female	Male	Female
<b>Age/Sex-Specific Death Rate</b>	510.8	283.0	741.0	451.8	1,161.8	744.7	1,727.2	1,205.1
<b>Total, All Causes</b>	1,095	603	1,372	828	1,627	1,073	1,769	1,350
Tuberculosis						1		
Human Immunodeficiency Virus	5	2	3	1	1		1	
Malignant Neoplasms	291	254	449	371	575	484	709	555
Stomach	7	4	11	5	9	6	16	3
Colon, Rectum, Anus	25	17	42	26	51	31	57	23
Pancreas	24	12	33	24	53	33	37	34
Trachea, Bronchus and Lung	86	75	117	80	179	146	213	169
Breast		42		71		74	1	83
Cervix Uteri, Corpus Uteri, Ovary		31		50		57		59
Prostate	5		18		30		53	
Urinary Tract	11	13	27	13	24	11	44	18
Non-Hodgkin's Lymphoma	11	1	17	12	23	9	21	14
Leukemia	10	10	14	4	21	12	32	21
Other Malignant Neoplasms	112	49	170	86	185	105	235	131
Diabetes Mellitus	33	16	48	21	60	26	57	40
Alzheimer's Disease			2	2	2	6	10	12
Major Cardiovascular Diseases	324	117	404	155	503	230	508	309
Diseases of the Heart	276	88	348	122	432	176	423	244
Hyp. Heart Dis. w/wo Renal Dis.	14	5	17	12	18	9	8	12
Ischemic Heart Disease	200	55	253	73	317	121	315	163
Other Diseases of the Heart	62	28	78	37	97	46	100	69
Hypertension/Hypertens. Renal Dis.	3		11	5	10	7	6	8
Cerebrovascular Diseases	36	25	30	23	45	36	58	49
Atherosclerosis	2				5	2		1
Oth. Dis. of Circulatory System	7	4	15	5	11	9	21	7
Influenza and Pneumonia	6	6	11	12	21	15	19	16
Chronic Lower Respiratory Diseases	23	14	44	38	74	55	94	99
Peptic Ulcer	1	1	4	2	1	2	2	2
Chronic Liver Disease and Cirrhosis	56	25	54	14	41	16	28	14
Nephritis/Nephrotic Syn./Nephrosis	11	5	19	15	20	17	24	31
Pregnancy, Childbirth and Puerperium								
Certain Cond. Orig. in Perinatal Per.								
Congenital Malformations, etc.	7	5	4	6	6	5	3	1
Sudden Infant Death Syndrome								
Symptoms, Signs and Lab. Findings	4	3	6		4	2	2	2
All Other Diseases	128	89	176	114	181	165	229	227
Motor Vehicle Accidents	35	14	26	8	21	17	18	7
All Accidents (except motor vehicle)	98	22	64	44	70	19	45	24
Intentional Self-Harm (Suicide)	59	26	54	19	44	11	18	8
Assault (Homicide)	6	3	3	3	1	2	1	3
All Other External Causes	8	1	1	3	2		1	

(continued)

**Cause of Death**

**Table 14. Deaths by Underlying Cause of Death, Age and Sex, Wisconsin 2008**

	70 – 74		75 – 79		80 – 84		85 – 89	
	Male	Female	Male	Female	Male	Female	Male	Female
<b>Age/Sex-Specific Death Rate</b>	2,774.5	1,871.7	4,538.3	3,089.7	7,988.0	5,106.3	12,458.1	8,658.3
<b>Total, All Causes</b>	2,140	1,689	2,806	2,486	3,601	3,532	3,269	4,472
Tuberculosis			1		2	1	1	
Human Immunodeficiency Virus								
Malignant Neoplasms	763	679	899	751	908	758	581	648
Stomach	17	13	16	8	11	16	11	13
Colon, Rectum, Anus	62	60	74	74	85	92	51	82
Pancreas	47	67	60	52	55	59	31	44
Trachea, Bronchus and Lung	253	200	271	246	206	169	137	128
Breast	3	72	2	71	3	77		76
Cervix Uteri, Corpus Uteri, Ovary		65		53		67		46
Prostate	63		92		152		116	
Urinary Tract	50	19	72	29	72	37	40	38
Non-Hodgkin's Lymphoma	27	27	57	33	39	39	25	38
Leukemia	32	24	46	24	63	26	27	25
Other Malignant Neoplasms	209	132	209	161	222	176	143	158
Diabetes Mellitus	71	64	72	72	93	89	89	99
Alzheimer's Disease	15	28	58	88	110	199	146	321
Major Cardiovascular Diseases	650	412	875	721	1,214	1,174	1,273	1,708
Diseases of the Heart	521	299	693	525	943	827	972	1,215
Hyp. Hrt. Dis. w/wo Renal Dis.	14	16	22	23	27	36	12	57
Ischemic Heart Disease	386	185	483	338	635	481	630	678
Other Diseases of the Heart	121	98	188	164	281	310	330	480
Hypertension/Hypertens. Renal Dis.	16	11	22	28	25	38	33	62
Cerebrovascular Diseases	85	80	129	135	194	266	208	371
Atherosclerosis	8	1	2	2	11	6	9	14
Oth. Dis. of Circulatory System	20	21	29	31	41	37	51	46
Influenza and Pneumonia	23	18	62	41	108	71	104	126
Chronic Lower Respiratory Diseases	138	157	209	204	276	242	218	251
Peptic Ulcer		4	3	4	2	6	2	9
Chronic Liver Disease and Cirrhosis	31	14	15	27	17	18	4	3
Nephritis/Nephrotic Syn/Nephrosis	35	38	76	60	106	92	101	109
Pregnancy, Childbirth and Puerperium								
Certain Cond. Orig in Perinatal Per.								
Congenital Malformations, etc.	1	1	1	4	2		1	1
Sudden Infant Death Syndrome								
Symptoms, Signs and Lab. Findings	2	4	3	5	4	5	3	16
All Other Diseases	331	225	445	440	658	777	622	1,045
Motor Vehicle Accidents	19	8	11	10	9	8	7	7
All Accidents (except motor vehicle)	42	30	59	52	83	89	106	128
Intentional Self-Harm (Suicide)	18	3	16	5	8	3	10	1
Assault (Homicide)		4		1	1		1	
All Other External Causes	1		1	1				

(continued)

## Cause of Death

**Table 14. Deaths by Underlying Cause of Death, Age and Sex, Wisconsin 2008**

	90 – 94		95+	
	Male	Female	Male	Female
<b>Age/Sex-Specific Death Rate</b>	21,493.7	17,024.8	33,507.9	35,304.0
<b>Total, All Causes</b>	1,885	3,914	640	2,323
Tuberculosis		1		
Human Immunodeficiency Virus				
Malignant Neoplasms	266	357	50	149
Stomach	5	7		2
Colon, Rectum, Anus	20	52	11	31
Pancreas	11	27	1	13
Trachea, Bronchus and Lung	36	48	6	16
Breast	1	52		19
Cervix Uteri, Corpus Uteri, Ovary		26		14
Prostate	85		15	
Urinary Tract	21	12	3	7
Non-Hodgkin's Lymphoma	14	15	3	5
Leukemia	15	25	4	8
Other Malignant Neoplasms	58	93	7	34
Diabetes Mellitus	32	52	10	29
Alzheimer's Disease	98	322	31	203
Major Cardiovascular Diseases	771	1,656	286	988
Diseases of the Heart	592	1,204	219	727
Hyp. Heart Dis. w/wo Renal Disease	21	67	5	41
Ischemic Heart Disease	347	617	124	356
Other Diseases of the Heart	224	520	90	330
Hypertension/Hypertens. Renal Dis.	29	50	8	38
Cerebrovascular Diseases	110	351	47	181
Atherosclerosis	6	17	4	14
Oth. Dis. of Circulatory System	34	34	8	28
Influenza and Pneumonia	85	169	53	103
Chronic Lower Respiratory Diseases	108	143	26	50
Peptic Ulcer	2	1		5
Chronic Liver Disease and Cirrhosis	3	3		1
Nephritis/Nephrotic Syn./Nephrosis	66	86	17	41
Pregnancy, Childbirth and Puerperium				
Certain Cond. Orig. in Perinatal Per.				
Congenital Malformations, etc.	1			
Sudden Infant Death Syndrome				
Symptoms, Signs and Lab. Findings	6	17	5	28
All Other Diseases	371	976	144	637
Motor Vehicle Accidents	7	2		
All Accidents (except motor vehicle)	68	128	17	79
Intentional Self-Harm (Suicide)	1	1	1	
Assault (Homicide)				
All Other External Causes				

Source: Office of Health Informatics, Division of Public Health, Department of Health Services.

For the population data used to calculate rates, see Technical Notes, page 86.

Notes: The age/sex-specific rates are deaths per 100,000 population in that age/sex group. Underlying cause of death is the disease or injury that initiated events resulting in death. For the ICD-10 codes used for cause-of-death groupings, see Technical Notes, page 83. Conditions abbreviated in this table are spelled out in full in the Technical Notes. Included in the total is one death where sex was unknown.

**Cause of Death**

**Table 15. Deaths by Underlying Cause of Death, Race and Sex, Wisconsin 2008**

	<b>Total</b>		<b>White</b>		<b>Black/African American</b>		<b>American Indian</b>	
	Male	Female	Male	Female	Male	Female	Male	Female
<b>Total Deaths, All Causes</b>	<b>22,762</b>	<b>23,763</b>	<b>21,373</b>	<b>22,495</b>	<b>1,065</b>	<b>958</b>	<b>200</b>	<b>154</b>
Tuberculosis	4	3	4	2				
Human Immunodeficiency Virus	34	10	16	5	15	5	2	
Malignant Neoplasms	5,780	5,340	5,455	5,034	269	235	31	39
Stomach	110	84	95	71	13	10	2	
Colon, Rectum, Anus	509	500	472	471	28	23	3	4
Pancreas	365	378	355	359	9	17	1	1
Trachea, Bronchus and Lung	1,560	1,332	1,449	1,255	93	56	9	16
Breast	10	715	8	663	1	40		7
Cervix/Corpus Uteri, Ovary		510		475		23		5
Prostate	630		597		31		1	
Urinary Tract	376	199	364	193	9	6	3	
Non-Hodgkin's Lymphoma	245	200	240	196	5	1		2
Leukemia	291	194	278	187	10	7	3	
Other Malignant Neoplasms	1,684	1,228	1,597	1,164	70	52	9	4
Diabetes Mellitus	612	533	574	485	25	31	12	11
Alzheimer's Disease	472	1,181	460	1,153	8	26	3	1
Major Cardiovascular Diseases	7,165	7,640	6,812	7,265	275	300	45	29
Diseases of the Heart	5,724	5,548	5,452	5,279	213	215	37	24
Hyp. Heart Dis. w/wo Renal Disease	200	289	158	255	40	30	2	2
Ischemic Heart Diseases	3,854	3,127	3,695	2,953	115	139	28	19
Other Diseases of the Heart	1,670	2,132	1,599	2,071	58	46	7	3
Essential Hypertension/Hypertensive Renal Disease	172	248	164	232	7	15		
Cerebrovascular Diseases	977	1,559	919	1,483	44	58	5	4
Atherosclerosis	47	57	46	56		1	1	
Other Diseases of Circulatory System	245	228	231	215	11	11	2	1
Influenza and Pneumonia	516	592	490	579	16	8	5	4
Chronic Lower Respiratory Diseases	1,234	1,279	1,184	1,231	38	31	7	14
Peptic Ulcer	18	37	18	35				1
Chronic Liver Disease and Cirrhosis	308	169	278	146	18	8	9	12
Nephritis/Nephrotic Syn./Nephrosis	487	517	438	469	36	33	6	9
Pregnancy, Childbirth and Puerperium		9		5		4		
Certain Cond. Orig. Perinatal Period	134	104	92	71	37	26	4	
Congenital Malformations, etc.	122	93	109	78	8	10	2	1
Sudden Infant Death Syndrome	25	16	15	11	8	5	2	
Symptoms, Signs and Lab Findings	71	107	62	98	6	6	3	1
All Other Diseases	3,566	4,921	3,366	4,696	152	170	28	26
Motor Vehicle Accidents	420	203	394	187	13	8	8	2
All Accidents (except motor vehicle)	1,060	782	971	740	64	35	16	3
Intentional Self-Harm (Suicide)	580	157	550	150	16	4	10	
Assault (Homicide)	102	49	43	37	54	10	4	1
All Other External Causes	52	21	42	18	7	3	3	

(continued)



## Cause of Death

**Table 15. Deaths by Underlying Cause of Death, Race and Sex, Wisconsin 2008**

	Laotian or Hmong		Other Asian	
	Male	Female	Male	Female
<b>Total Deaths, All Causes</b>	<b>46</b>	<b>65</b>	<b>72</b>	<b>85</b>
Tuberculosis				1
Human Immunodeficiency Virus			1	
Malignant Neoplasms	5	9	20	23
Stomach				3
Colon, Rectum, Anus	1		5	2
Pancreas				1
Trachea, Bronchus and Lung	2	1	7	4
Breast		1	1	4
Cervix/Corpus Uteri, Ovary		2		5
Prostate			1	
Urinary Tract				
Non-Hodgkin's Lymphoma				1
Leukemia				
Other Malignant Neoplasms	2	5	6	3
Diabetes Mellitus	1	3		3
Alzheimer's Disease		1	1	
Major Cardiovascular Diseases	9	24	23	19
Diseases of the Heart	7	15	15	13
Hyp. Heart Dis. w/wo Renal Disease				2
Ischemic Heart Diseases	5	6	11	8
Other Diseases of the Heart	2	9	4	3
Essential Hypertension/Hypertensive Renal Disease		1	1	
Cerebrovascular Diseases	2	7	6	6
Atherosclerosis				
Other Diseases of Circulatory System		1	1	
Influenza and Pneumonia	4		1	1
Chronic Lower Respiratory Disease	1	1	4	2
Peptic Ulcer				1
Chronic Liver Disease and Cirrhosis	1	1	2	2
Nephritis/Nephrotic Syndrome/Nephrosis	4	3	2	3
Pregnancy, Childbirth and Puerperium				
Certain Conditions Orig. Perinatal Period	1	4		3
Congenital Malformations, etc.	2	2	1	2
Sudden Infant Death Syndrome				
Symptoms, Signs and Lab Findings		1		
All Other Diseases	9	11	10	17
Motor Vehicle Accidents	4	3	1	3
All Accidents (except motor vehicle)	4	1	3	2
Intentional Self-Harm (Suicide)	1	1	2	2
Assault (Homicide)			1	1
All Other External Causes				

Source: Office of Health Informatics, Division of Public Health, Department of Health Services.

Notes: Underlying cause of death is the disease or injury that initiated events resulting in death. For the ICD-10 codes used, see Technical Notes, page 83. Included in the total for this table are five male deaths and six female deaths for which race was unknown. Also included in the total is one Hawaiian male death. One death where sex was unknown is not included in this table.

## Cause of Death

**Table 16. Deaths by Underlying Cause of Death, Hispanic Origin and Sex, Wisconsin 2008**

	Total		Hispanic/Latino		Non-Hispanic/Latino	
	Male	Female	Male	Female	Male	Female
<b>Total Deaths, All Causes</b>	<b>22,762</b>	<b>23,763</b>	<b>314</b>	<b>176</b>	<b>22,448</b>	<b>23,586</b>
Tuberculosis	4	3			4	3
Human Immunodeficiency Virus	34	10	1	1	33	9
Malignant Neoplasms	5,780	5,340	48	29	5,732	5,311
Stomach	110	84	2	2	108	82
Colon, Rectum, Anus	509	500	1	1	508	499
Pancreas	365	378	4	2	361	376
Trachea, Bronchus and Lung	1,560	1,332	9	2	1,551	1,330
Breast	10	715		4	10	711
Cervix/Corpus Uteri, Ovary		510		7		503
Prostate	630		1		629	
Urinary Tract	376	199	3	4	373	195
Non-Hodgkin's Lymphoma	245	200	3	2	242	198
Leukemia	291	194	4	1	287	193
Other Malignant Neoplasms	1,684	1,228	21	4	1,663	1,224
Diabetes Mellitus	612	533	11	8	601	525
Alzheimer's Disease	472	1,181	3	4	469	1,177
Major Cardiovascular Diseases	7,165	7,640	73	45	7,092	7,595
Diseases of the Heart	5,724	5,548	52	32	5,672	5,516
Hyp. Heart Dis. w/wo Renal Disease	200	289	4	1	196	288
Ischemic Heart Diseases	3,854	3,127	35	19	3,819	3,108
Other Diseases of the Heart	1,670	2,132	13	12	1,657	2,120
Essential Hypertension/Hypertensive Renal Disease	172	248		2	172	246
Cerebrovascular Diseases	977	1,559	16	8	961	1,551
Atherosclerosis	47	57	1	1	46	56
Other Dis. of Circulatory System	245	228	4	2	241	226
Influenza and Pneumonia	516	592	4	3	512	589
Chronic Lower Respiratory Diseases	1,234	1,279	4	3	1,230	1,276
Peptic Ulcer	18	37			18	37
Chronic Liver Disease and Cirrhosis	308	169	12	3	296	166
Nephritis/Nephrotic Syndrome/Nephrosis	487	517	6	4	481	513
Pregnancy, Childbirth and the Puerperium		9		1		8
Certain Conditions Orig. Perinatal Period	134	104	11	11	123	93
Congenital Malformations, etc.	122	93	20	6	102	87
Sudden Infant Death Syndrome	25	16	1	2	24	14
Symptoms, Signs and Lab. Findings	71	107	2		69	106
All Other Diseases	3,566	4,921	41	37	3,525	4,884
Motor Vehicle Accidents	420	203	15	5	405	198
All Accidents (except motor vehicle)	1,060	782	35	9	1,025	773
Intentional Self-Harm (Suicide)	580	157	16	1	564	156
Assault (Homicide)	102	49	8	3	94	46
All Other External Causes	52	21	3	1	49	20

Source: Office of Health Informatics, Division of Public Health, Department of Health Services.

Notes: Underlying cause of death is the disease or injury that initiated events resulting in death. For the ICD-10 codes used for cause-of-death groupings, see Technical Notes, page 83. One death where sex was unknown is not included in the total. One female death where Hispanic origin was unknown is included in the total.

## Cause of Death

**Table 17. Leading Underlying Causes of Death by Race, Wisconsin 2007 and 2008**

2007			2008		
	Number	Percent		Number	Percent
<b>TOTAL, ALL RACES</b>	<b>46,117</b>	<b>100.0</b>	<b>TOTAL, ALL RACES</b>	<b>46,526</b>	<b>100.0</b>
Diseases of the Heart	11,167	24.2	Diseases of the Heart	11,272	24.2
Malignant Neoplasms	10,940	23.7	Malignant Neoplasms	11,120	23.9
Cerebrovascular Diseases	2,632	5.7	Cerebrovascular Diseases	2,536	5.5
Accidents (ex. med./surg. comp.)	2,593	5.6	Chronic Lower Respiratory Dis.	2,513	5.4
Chronic Lower Respiratory Dis.	2,395	5.2	Accidents (ex. med./surg. Comp.)	2,443	5.3
Alzheimer's Disease	1,656	3.6	Alzheimer's Disease	1,653	3.6
Diabetes Mellitus	1,136	2.5	Diabetes Mellitus	1,145	2.5
Influenza and Pneumonia	1,022	2.2	Influenza and Pneumonia	1,108	2.4
Nephritis/Nephrotic/Nephrosis	1,004	2.2	Nephritis/Nephrotic/Nephrosis	1,004	2.2
Intentional Self-Harm (Suicide)	724	1.6	Intentional Self-Harm (Suicide)	737	1.6
Chronic Liver Disease/Cirrhosis	484	1.0	Septicemia	486	1.0
Parkinson's Disease	470	1.0	Chronic Liver Disease/Cirrhosis	477	1.0
<b>WHITE</b>	<b>43,387</b>	<b>100.0</b>	<b>WHITE</b>	<b>43,868</b>	<b>100.0</b>
Diseases of the Heart	10,636	24.5	Diseases of the Heart	10,731	24.5
Malignant Neoplasms	10,362	23.9	Malignant Neoplasms	10,489	23.9
Cerebrovascular Diseases	2,479	5.7	Chronic Lower Respiratory Dis.	2,415	5.5
Accidents (ex. med./surg. comp.)	2,379	5.5	Cerebrovascular Diseases	2,402	5.5
Chronic Lower Respiratory Dis.	2,286	5.3	Accidents (ex. med./surg. comp.)	2,271	5.2
Alzheimer's Disease	1,610	3.7	Alzheimer's Disease	1,613	3.7
Diabetes Mellitus	1,038	2.4	Influenza and Pneumonia	1,069	2.4
Influenza and Pneumonia	982	2.3	Diabetes Mellitus	1,059	2.4
Nephritis/Nephrotic/Nephrosis	911	2.1	Nephritis/Nephrotic/Nephrosis	907	2.1
Intentional Self-Harm (Suicide)	681	1.6	Intentional Self-Harm (Suicide)	700	1.6
Parkinson's Disease	459	1.1	Septicemia	446	1.0
Chronic Liver Disease/Cirrhosis	451	1.0	Parkinson's Disease	440	1.0
<b>BLACK/AFRICAN AMERICAN</b>	<b>2,114</b>	<b>100.0</b>	<b>BLACK/AFRICAN AMERICAN</b>	<b>2,023</b>	<b>100.0</b>
Malignant Neoplasms	459	21.7	Malignant Neoplasms	504	24.9
Diseases of the Heart	426	20.2	Diseases of the Heart	428	21.2
Accidents (ex. med./surg. comp.)	152	7.2	Accidents (ex. med./surg. comp.)	119	5.9
Cerebrovascular Diseases	120	5.7	Cerebrovascular Diseases	102	5.0
Assault (Homicide)	105	5.0	Chronic Lower Respiratory Dis.	69	3.4
Chronic Lower Respiratory Dis.	74	3.5	Nephritis/Nephrotic/Nephrosis	69	3.4
Diabetes Mellitus	73	3.5	Assault (Homicide)	64	3.2
Nephritis/Nephrotic/Nephrosis	72	3.4	Certain Cond. Orig. in Perinatal Per.	63	3.1
Certain Cond Orig Perinatal Per.	46	2.2	Diabetes Mellitus	56	2.8
Septicemia	40	1.9	Alzheimer's Disease	34	1.7
Alzheimer's Disease	37	1.8	Septicemia	31	1.5
Influenza and Pneumonia	30	1.4	Chronic Liver Disease/Cirrhosis	26	1.3

(continued)

## Cause of Death

**Table 17. Leading Underlying Causes of Death by Race, Wisconsin 2007 and 2008**

2007			2008		
	Number	Percent		Number	Percent
<b>AMERICAN INDIAN</b>	<b>341</b>	<b>100.0</b>	<b>AMERICAN INDIAN</b>	<b>354</b>	<b>100.0</b>
Malignant Neoplasms	68	19.9	Malignant Neoplasms	70	19.8
Diseases of the Heart	60	17.6	Diseases of the Heart	61	17.2
Accidents (ex. med./surg. comp.)	37	10.9	Accidents (ex. med./surg. comp.)	29	8.2
Chronic Lower Respiratory Dis.	25	7.3	Diabetes Mellitus	23	6.5
Diabetes Mellitus	18	5.3	Chronic Lower Respiratory Dis.	21	5.9
Cerebrovascular Diseases	14	4.1	Chronic Liver Disease/Cirrhosis	21	5.9
Chronic Liver Disease/Cirrhosis	11	3.2	Nephritis/Nephrotic/Nephrosis	15	4.2
Nephritis/Nephrotic/Nephrosis	9	2.6	Intentional Self-Harm (Suicide)	10	2.8
Intentional Self-Harm (Suicide)	8	2.3	Cerebrovascular Diseases	9	2.5
Influenza and Pneumonia	6	1.8	Influenza and Pneumonia	9	2.5
Congenital Malformations, etc.	6	1.8	Septicemia	5	1.4
Septicemia	4	1.2	Assault (Homicide)	5	1.4
<b>ASIAN</b>	<b>266</b>	<b>100.0</b>	<b>ASIAN</b>	<b>268</b>	<b>100.0</b>
Malignant Neoplasms	50	18.8	Malignant Neoplasms	57	21.3
Diseases of the Heart	42	15.8	Diseases of the Heart	50	18.7
Accidents (ex. med./surg. comp.)	25	9.4	Cerebrovascular Diseases	21	7.8
Cerebrovascular Diseases	18	6.8	Accidents (ex. med./surg. comp.)	21	7.8
Nephritis/Nephrotic/Nephrosis	12	4.5	Nephritis/Nephrotic/Nephrosis	12	4.5
Chronic Lower Respiratory Dis.	10	3.8	Chronic Lower Respiratory Dis.	8	3.0
Intentional Self-Harm (Suicide)	10	3.8	Certain Cond. Orig. in Perinatal Per.	8	3.0
Congenital Malformations, etc.	8	3.0	Diabetes Mellitus	7	2.6
Assault (Homicide)	8	3.0	Congenital Malformations, etc.	7	2.6
Diabetes Mellitus	7	2.6	Influenza and Pneumonia	6	2.2
Alzheimer's Disease	5	1.9	Chronic Liver Disease/Cirrhosis	6	2.2
Septicemia	4	1.5	Intentional Self-Harm (Suicide)	6	2.2

Source: Office of Health Informatics, Division of Public Health, Department of Health Services.

Notes: Included in the 2007 total are eight deaths for which race was unknown. The 2008 total includes 12 deaths for which race was unknown. Also included in the 2007 and 2008 totals is one Hawaiian death each year.

Underlying cause of death is the disease or injury that initiated the events resulting in death.

For the ICD-10 codes used for cause-of-death groupings, see Technical Notes, page 80.

Conditions abbreviated in this table are spelled out in full in the Technical Notes.

- Diseases of the heart and cancer were the two leading underlying causes of death in each race group. In 2008, diseases of the heart accounted for 25 percent of deaths among whites, 21 percent of deaths among African Americans, 17 percent of deaths among American Indians and 19 percent of deaths among Asians. Cancer accounted for 24 percent of deaths among whites, 25 percent of deaths among African Americans, 20 percent of deaths among American Indians and 21 percent of deaths among Asians.
- Accidents accounted for 5 percent of total deaths in 2008, 5 percent of deaths among whites, 6 percent of deaths among African Americans, 8 percent of deaths among American Indians and 8 percent of deaths among Asians.
- Differences in leading causes of death by race reflect differences in population age structure (as well as other factors): compared with the total state population, larger proportions of blacks and other minority groups are children and young adults.

## Cause of Death

**Table 18. Leading Underlying Causes of Death for Males by Race, Wisconsin 2007 and 2008**

2007			2008		
	Number	Percent		Number	Percent
<b>TOTAL, ALL RACES</b>	<b>22,448</b>	<b>100.0</b>	<b>TOTAL, ALL RACES</b>	<b>22,762</b>	<b>100.0</b>
Malignant Neoplasms	5,694	25.4	Malignant Neoplasms	5,780	25.4
Diseases of the Heart	5,618	25.0	Diseases of the Heart	5,724	25.1
Accidents (ex. med./surg. comp.)	1,591	7.1	Accidents (ex. med./surg. comp.)	1,471	6.5
Chronic Lower Respiratory Dis.	1,180	5.3	Chronic Lower Respiratory Dis.	1,234	5.4
Cerebrovascular Diseases	1,042	4.6	Cerebrovascular Diseases	977	4.3
Intentional Self-Harm (Suicide)	576	2.6	Diabetes Mellitus	612	2.7
Diabetes Mellitus	552	2.5	Intentional Self-Harm (Suicide)	580	2.5
Alzheimer's Disease	488	2.2	Influenza and Pneumonia	516	2.3
Nephritis/Nephrotic/Nephrosis	485	2.2	Nephritis/Nephrotic/Nephrosis	487	2.1
Influenza and Pneumonia	445	2.0	Alzheimer's Disease	472	2.1
Chronic Liver Disease/Cirrhosis	304	1.4	Chronic Liver Disease/Cirrhosis	308	1.4
Parkinson's Disease	288	1.3	Parkinson's Disease	245	1.1
<b>WHITE</b>	<b>21,013</b>	<b>100.0</b>	<b>WHITE</b>	<b>21,373</b>	<b>100.0</b>
Malignant Neoplasms	5,396	25.7	Malignant Neoplasms	5,455	25.5
Diseases of the Heart	5,340	25.4	Diseases of the Heart	5,452	25.5
Accidents (ex. med./surg. Comp.)	1,455	6.9	Accidents (ex. med./surg. Comp.)	1,356	6.3
Chronic Lower Respiratory Dis.	1,117	5.3	Chronic Lower Respiratory Dis.	1,184	5.5
Cerebrovascular Diseases	975	4.6	Cerebrovascular Diseases	919	4.3
Intentional Self-Harm (Suicide)	538	2.6	Diabetes Mellitus	574	2.7
Diabetes Mellitus	512	2.4	Intentional Self-Harm (Suicide)	550	2.6
Alzheimer's Disease	474	2.3	Influenza and Pneumonia	490	2.3
Nephritis/Nephrotic/Nephrosis	439	2.1	Alzheimer's Disease	460	2.2
Influenza and Pneumonia	427	2.0	Nephritis/Nephrotic/Nephrosis	438	2.0
Chronic Liver Disease/Cirrhosis	285	1.4	Chronic Liver Disease/Cirrhosis	278	1.3
Parkinson's Disease	280	1.3	Parkinson's Disease	244	1.1
<b>BLACK/AFRICAN AMERICAN</b>	<b>1,105</b>	<b>100.0</b>	<b>BLACK/AFRICAN AMERICAN</b>	<b>1,065</b>	<b>100.0</b>
Malignant Neoplasms	235	21.3	Malignant Neoplasms	269	25.3
Diseases of the Heart	221	20.0	Diseases of the Heart	213	20.0
Accidents (ex. med./surg. Comp.)	101	9.1	Accidents (ex. med./surg. Comp.)	77	7.2
Assault (Homicide)	88	8.0	Assault (Homicide)	54	5.1
Cerebrovascular Diseases	50	4.5	Cerebrovascular Diseases	44	4.1
Chronic Lower Respiratory Dis.	42	3.8	Chronic Lower Respiratory Dis.	38	3.6
Nephritis/Nephrotic/Nephrosis	34	3.1	Certain Cond. Orig. Perinatal Per.	37	3.5
Diabetes Mellitus	27	2.4	Nephritis/Nephrotic/Nephrosis	36	3.4
Certain Cond. Orig. Perinatal Per.	25	2.3	Diabetes Mellitus	25	2.3
Intentional Self-Harm (Suicide)	22	2.0	Chronic Liver Disease/Cirrhosis	18	1.7
Septicemia	21	1.9	Influenza and Pneumonia	16	1.5
Human Immunodeficiency Virus	14	1.3	Intentional Self-Harm (Suicide)	16	1.5

(continued)

## Cause of Death

**Table 18. Leading Underlying Causes of Death for Males by Race, Wisconsin 2007 and 2008**

2007		Number	Percent	2008		Number	Percent
<b>AMERICAN INDIAN</b>		183	100.0	<b>AMERICAN INDIAN</b>		200	100.0
Malignant Neoplasms		37	20.2	Diseases of the Heart		37	18.5
Diseases of the Heart		34	18.6	Malignant Neoplasms		31	15.5
Accidents (ex. med./surg. comp.)		20	10.9	Accidents (ex. med./surg. comp.)		24	12.0
Chronic Lower Respiratory Dis.		13	7.1	Diabetes Mellitus		12	6.0
Diabetes Mellitus		10	5.5	Intentional Self-Harm (Suicide)		10	5.0
Cerebrovascular Diseases		7	3.8	Chronic Liver Disease/Cirrhosis		9	4.5
Chronic Liver Disease/Cirrhosis		6	3.3	Chronic Lower Respiratory Dis.		7	3.5
Intentional Self-Harm (Suicide)		6	3.3	Nephritis/Nephrotic/Nephrosis		6	3.0
Nephritis/Nephrotic/Nephrosis		5	2.7	Cerebrovascular Diseases		5	2.5
Septicemia		2	1.1	Influenza and Pneumonia		5	2.5
In Situ/Benign/Uncert Neoplasms		2	1.1	Certain Cond. Orig. Perinatal Per.		4	2.0
Alzheimer's Disease		2	1.1	Assault (Homicide)		4	2.0
<b>ASIAN</b>		141	100.0	<b>ASIAN</b>		118	100.0
Malignant Neoplasms		26	18.4	Malignant Neoplasms		25	21.2
Diseases of the Heart		21	14.9	Diseases of the Heart		22	18.6
Accidents (ex. med./surg. comp.)		15	10.6	Accidents (ex. med./surg. comp.)		12	10.2
Cerebrovascular Diseases		9	6.4	Cerebrovascular Diseases		8	6.8
Intentional Self-Harm (Suicide)		9	6.4	Nephritis/Nephrotic/Nephrosis		6	5.1
Chronic Lower Respiratory Dis.		8	5.7	Influenza and Pneumonia		5	4.2
Nephritis/Nephrotic/Nephrosis		7	5.0	Chronic Lower Respiratory Dis.		5	4.2
Congenital Malformations, etc.		5	3.5	Chronic Liver Disease/Cirrhosis		3	2.5
Assault (Homicide)		4	2.8	Congenital Malformations, etc.		3	2.5
Diabetes Mellitus		3	2.1	Intentional Self-Harm (Suicide)		3	2.5
Viral Hepatitis		2	1.4	Pneumonitis due to Solids/Liquids		2	1.7
Alzheimer's Disease		2	1.4	Septicemia		1	0.8

Source: Office of Health Informatics, Division of Public Health, Department of Health Services.

Notes: There were six decedents in 2007 and five decedents in 2008 whose race was unknown; these were included in the totals. Also included in the total for 2008 is one Hawaiian death.

Underlying cause of death is the disease or injury that initiated events resulting in death.

For the ICD-10 codes used for cause-of-death groupings, see Technical Notes, page 80.

Conditions abbreviated in this table are spelled out in full in the Technical Notes.

- Malignant neoplasms (cancer) and diseases of the heart were the leading underlying causes of death in 2008 for males of all races in Wisconsin.
- Accidents were the third leading cause of death among males of all races.

## Cause of Death

**Table 19. Leading Underlying Causes of Death for Females by Race, Wisconsin 2007 and 2008**

2007			2008		
	Number	Percent		Number	Percent
<b>TOTAL, ALL RACES</b>	<b>23,669</b>	<b>100.0</b>	<b>TOTAL, ALL RACES</b>	<b>23,763</b>	<b>100.0</b>
Diseases of the Heart	5,549	23.4	Diseases of the Heart	5,548	23.3
Malignant Neoplasms	5,246	22.2	Malignant Neoplasms	5,340	22.5
Cerebrovascular Diseases	1,590	6.7	Cerebrovascular Diseases	1,559	6.6
Chronic Lower Respiratory Dis.	1,215	5.1	Chronic Lower Respiratory Dis.	1,279	5.4
Alzheimer's Disease	1,168	4.9	Alzheimer's Disease	1,181	5.0
Accidents (ex. med./surg. Comp.)	1,002	4.2	Accidents (ex. med./surg. Comp.)	972	4.1
Diabetes Mellitus	584	2.5	Influenza and Pneumonia	592	2.5
Influenza and Pneumonia	577	2.4	Diabetes Mellitus	533	2.2
Nephritis/Nephrotic/Nephrosis	519	2.2	Nephritis/Nephrotic/Nephrosis	517	2.2
Septicemia	259	1.1	Septicemia	263	1.1
Hypertension/Hyperten. Renal Dis.	257	1.1	Hypertension/Hyperten. Renal Dis.	248	1.0
Parkinson's Disease	182	0.8	Parkinson's Disease	199	0.8
<b>WHITE</b>	<b>22,374</b>	<b>100.0</b>	<b>WHITE</b>	<b>22,495</b>	<b>100.0</b>
Diseases of the Heart	5,296	23.7	Diseases of the Heart	5,279	23.5
Malignant Neoplasms	4,966	22.2	Malignant Neoplasms	5,034	22.4
Cerebrovascular Diseases	1,504	6.7	Cerebrovascular Diseases	1,483	6.6
Chronic Lower Respiratory Dis.	1,169	5.2	Chronic Lower Respiratory Dis.	1,231	5.5
Alzheimer's Disease	1,136	5.1	Alzheimer's Disease	1,153	5.1
Accidents (ex. med./surg. Comp.)	924	4.1	Accidents (ex. med./surg. Comp.)	915	4.1
Influenza and Pneumonia	555	2.5	Influenza and Pneumonia	579	2.6
Diabetes Mellitus	526	2.4	Diabetes Mellitus	485	2.2
Nephritis/Nephrotic/Nephrosis	472	2.1	Nephritis/Nephrotic/Nephrosis	469	2.1
Hypertension/Hypertens. Renal Dis.	245	1.1	Septicemia	242	1.1
Septicemia	235	1.1	Hypertension/Hypertens. Renal Dis.	232	1.0
Parkinson's Disease	179	0.8	Parkinson's Disease	196	0.9
<b>BLACK/AFRICAN AMERICAN</b>	<b>1,009</b>	<b>100.0</b>	<b>BLACK/AFRICAN AMERICAN</b>	<b>958</b>	<b>100.0</b>
Malignant Neoplasms	224	22.2	Malignant Neoplasms	235	24.5
Diseases of the Heart	205	20.3	Diseases of the Heart	215	22.4
Cerebrovascular Diseases	70	6.9	Cerebrovascular Diseases	58	6.1
Accidents (ex. med./surg. Comp.)	51	5.1	Accidents (ex. med./surg. Comp.)	42	4.4
Diabetes Mellitus	46	4.6	Nephritis/Nephrotic/Nephrosis	33	3.4
Nephritis/Nephrotic/Nephrosis	38	3.8	Diabetes Mellitus	31	3.2
Chronic Lower Respiratory Dis.	32	3.2	Chronic Lower Respiratory Dis.	31	3.2
Alzheimer's Disease	28	2.8	Alzheimer's Disease	26	2.7
Certain Cond. Orig. Perinatal Per.	21	2.1	Certain Cond. Orig. Perinatal Per.	26	2.7
Septicemia	19	1.9	Septicemia	16	1.7
Assault (Homicide)	17	1.7	Hypertension/Hypertens. Renal Dis.	15	1.6
Influenza and Pneumonia	16	1.6	Congenital Malformations, etc	10	1.0

(continued)

## Cause of Death

**Table 19. Leading Underlying Causes of Death for Females by Race, Wisconsin 2007 and 2008**

2007			2008		
	Number	Percent		Number	Percent
<b>AMERICAN INDIAN</b>	<b>158</b>	<b>100.0</b>	<b>AMERICAN INDIAN</b>	<b>154</b>	<b>100.0</b>
Malignant Neoplasms	31	19.6	Malignant Neoplasms	39	25.3
Diseases of the Heart	26	16.5	Diseases of the Heart	24	15.6
Accidents (ex. med./surg. comp.)	17	10.8	Chronic Lower Respiratory Dis.	14	9.1
Chronic Lower Respiratory Dis.	12	7.6	Chronic Liver Disease and Cirrhosis	12	7.8
Diabetes Mellitus	8	5.1	Diabetes Mellitus	11	7.1
Cerebrovascular Diseases	7	4.4	Nephritis/Nephrotic/Nephrosis	9	5.8
Chronic Liver Disease and Cirrhosis	5	3.2	Accidents (ex. med./surg. comp.)	5	3.2
Influenza and Pneumonia	4	2.5	Cerebrovascular Diseases	4	2.6
Nephritis/Nephrotic/Nephrosis	4	2.5	Influenza and Pneumonia	4	2.6
Congenital Malformations, etc.	4	2.5	Septicemia	2	1.3
Viral Hepatitis	3	1.9	Parkinson's Disease	1	0.6
Septicemia	2	1.3	Alzheimer's Disease	1	0.6
<b>ASIAN</b>	<b>125</b>	<b>100.0</b>	<b>ASIAN</b>	<b>150</b>	<b>100.0</b>
Malignant Neoplasms	24	19.2	Malignant Neoplasms	32	21.3
Diseases of the Heart	21	16.8	Diseases of the Heart	28	18.7
Accidents (ex. med./surg. comp.)	10	8.0	Cerebrovascular Diseases	13	8.7
Cerebrovascular Diseases	9	7.2	Accidents (ex. med./surg. comp.)	9	6.0
Nephritis/Nephrotic/Nephrosis	5	4.0	Certain Cond. Orig. Perinatal Per.	7	4.7
Diabetes Mellitus	4	3.2	Diabetes Mellitus	6	4.0
Assault (Homicide)	4	3.2	Nephritis/Nephrotic/Nephrosis	6	4.0
Septicemia	3	2.4	Congenital Malformations, etc.	4	2.7
Alzheimer's Disease	3	2.4	Septicemia	3	2.0
Congenital Malformations, etc.	3	2.4	Chronic Lower Respiratory Dis.	3	2.0
Viral Hepatitis	2	1.6	Chronic Liver Disease and Cirrhosis	3	2.0
In Situ/Benign/Uncert. Neoplasms	2	1.6	Intentional Self-Harm (Suicide)	3	2.0

Source: Office of Health Informatics, Division of Public Health, Department of Health Services.

Notes: The total for 2007 includes one record for which race was reported as Hawaiian. There were two records in 2007 and six records in 2008 for which race was unknown; these are included in the totals. Underlying cause of death is the disease or injury that initiated events resulting in death. For the ICD-10 codes used for cause of death groupings, see Technical Notes, page 80. Conditions abbreviated in this table are spelled out in full in the Technical Notes.

- Among females in every race group, diseases of the heart and malignant neoplasms (cancer) were the two leading underlying causes of death in 2008.
- Cerebrovascular diseases were the third leading cause of death for white, African American and Asian females, while chronic lower respiratory diseases ranked third for American Indian females.



## Cause of Death

**Table 20. Leading Underlying Causes of Death by Ethnicity, Wisconsin 2007 and 2008**

2007			2008		
	Number	Percent		Number	Percent
<b>TOTAL</b>	<b>46,117</b>	<b>100.0</b>	<b>TOTAL</b>	<b>46,526</b>	<b>100.0</b>
Diseases of the Heart	11,167	24.2	Diseases of the Heart	11,272	24.2
Malignant Neoplasms	10,940	23.7	Malignant Neoplasms	11,120	23.9
Cerebrovascular Diseases	2,632	5.7	Cerebrovascular Diseases	2,536	5.5
Accidents (ex. Med./surg. comp.)	2,593	5.6	Chronic Lower Respiratory Dis.	2,513	5.4
Chronic Lower Respiratory Dis.	2,395	5.2	Accidents (ex. Med./surg. comp.)	2,443	5.3
Alzheimer's Disease	1,656	3.6	Alzheimer's Disease	1,653	3.6
Diabetes Mellitus	1,136	2.5	Diabetes Mellitus	1,145	2.5
Influenza and Pneumonia	1,022	2.2	Influenza and Pneumonia	1,108	2.4
Nephritis/Nephrotic/Nephrosis	1,004	2.2	Nephritis/Nephrotic/Nephrosis	1,004	2.2
Intentional Self-Harm (Suicide)	724	1.6	Intentional Self-Harm (Suicide)	737	1.6
<b>NON-HISPANIC</b>	<b>45,586</b>	<b>100.0</b>	<b>NON-HISPANIC</b>	<b>46,034</b>	<b>100.0</b>
Diseases of the Heart	11,086	24.3	Diseases of the Heart	11,188	24.3
Malignant Neoplasms	10,848	23.8	Malignant Neoplasms	11,043	24.0
Cerebrovascular Diseases	2,609	5.7	Cerebrovascular Diseases	2,512	5.5
Accidents (ex. med./surg. comp.)	2,506	5.5	Chronic Lower Respiratory Dis.	2,506	5.4
Chronic Lower Respiratory Dis.	2,386	5.2	Accidents (ex. med./surg. comp.)	2,380	5.2
Alzheimer's Disease	1,650	3.6	Alzheimer's Disease	1,646	3.6
Diabetes Mellitus	1,114	2.4	Diabetes Mellitus	1,126	2.4
Influenza and Pneumonia	1,012	2.2	Influenza and Pneumonia	1,101	2.4
Nephritis/Nephrotic/Nephrosis	985	2.2	Nephritis/Nephrotic/Nephrosis	994	2.2
Intentional Self-Harm (Suicide)	710	1.6	Intentional Self-Harm (Suicide)	720	1.6
<b>HISPANIC/LATINO</b>	<b>531</b>	<b>100.0</b>	<b>HISPANIC/LATINO</b>	<b>490</b>	<b>100.0</b>
Malignant Neoplasms	92	17.3	Diseases of the Heart	84	17.1
Accidents (ex. med./surg. Comp.)	87	16.4	Malignant Neoplasms	77	15.7
Diseases of the Heart	81	15.3	Accidents (ex. med./surg. Comp.)	63	12.9
Cerebrovascular Diseases	23	4.3	Congenital Malformations, etc.	26	5.3
Diabetes Mellitus	22	4.1	Cerebrovascular Diseases	24	4.9
Nephritis/Nephrotic/Nephrosis	19	3.6	Certain Cond. Orig. Perinatal Per.	22	4.5
Certain Cond. Orig. Perinatal Per.	19	3.6	Diabetes Mellitus	19	3.9
Congenital Malformations, etc.	17	3.2	Intentional Self-Harm (Suicide)	17	3.5
Assault (Homicide)	15	2.8	Chronic Liver Disease and Cirrhosis	15	3.1
Intentional Self-Harm (Suicide)	14	2.6	Assault (Homicide)	11	2.2

Source: Office of Health Informatics, Division of Public Health, Department of Health Services.

Notes: Underlying cause of death is the disease or injury that initiated the events resulting in death. For the ICD-10 codes used for cause-of-death groupings, see Technical Notes, page 80. Conditions abbreviated in this table are spelled out in full in the Technical Notes. Included in the total for 2008 are one death where ethnicity was unknown and one death where sex was unknown.

- Diseases of the heart and malignant neoplasms were the leading causes of death among Hispanics/Latinos in 2008.
- In 2008, accidents accounted for 13 percent of deaths among Hispanics and 5 percent of deaths among non-Hispanics.

## Cause of Death

**Table 21. Leading Underlying Causes of Death for Males by Ethnicity, Wisconsin 2007 and 2008**

2007	Number	Percent	2008	Number	Percent
<b>TOTAL</b>	<b>22,448</b>	<b>100.0</b>	<b>TOTAL</b>	<b>22,763</b>	<b>100.0</b>
Malignant Neoplasms	5,694	25.4	Malignant Neoplasms	5,780	25.4
Diseases of the Heart	5,618	25.0	Diseases of the Heart	5,724	25.1
Accidents (ex. med./surg. comp.)	1,591	7.1	Accidents (ex. med./surg. comp.)	1,471	6.5
Chronic Lower Respiratory Dis.	1,180	5.3	Chronic Lower Respiratory Dis.	1,234	5.4
Cerebrovascular Diseases	1,042	4.6	Cerebrovascular Diseases	977	4.3
Intentional Self-Harm (Suicide)	576	2.6	Diabetes Mellitus	612	2.7
Diabetes Mellitus	552	2.5	Intentional Self-Harm (Suicide)	580	2.5
Alzheimer's Disease	488	2.2	Influenza and Pneumonia	516	2.3
Nephritis/Nephrotic/Nephrosis	485	2.2	Nephritis/Nephrotic/Nephrosis	487	2.1
Influenza and Pneumonia	445	2.0	Alzheimer's Disease	472	2.1
<b>NON-HISPANIC</b>	<b>22,133</b>	<b>100.0</b>	<b>NON-HISPANIC</b>	<b>22,448</b>	<b>100.0</b>
Malignant Neoplasms	5,644	25.5	Malignant Neoplasms	5,732	25.5
Diseases of the Heart	5,570	25.2	Diseases of the Heart	5,672	25.3
Accidents (ex. med./surg. Comp.)	1,529	6.9	Accidents (ex. med./surg. Comp.)	1,421	6.3
Chronic Lower Respiratory Dis.	1,175	5.3	Chronic Lower Respiratory Dis.	1,230	5.5
Cerebrovascular Diseases	1,033	4.7	Cerebrovascular Diseases	961	4.3
Intentional Self-Harm (Suicide)	563	2.5	Diabetes Mellitus	601	2.7
Diabetes Mellitus	543	2.5	Intentional Self-Harm (Suicide)	564	2.5
Alzheimer's Disease	485	2.2	Influenza and Pneumonia	512	2.3
Nephritis/Nephrotic/Nephrosis	476	2.2	Nephritis/Nephrotic/Nephrosis	481	2.1
Influenza and Pneumonia	439	2.0	Alzheimer's Disease	469	2.1
<b>HISPANIC/LATINO</b>	<b>315</b>	<b>100.0</b>	<b>HISPANIC/LATINO</b>	<b>314</b>	<b>100.0</b>
Accidents (ex. med./surg. comp.)	62	19.7	Diseases of the Heart	52	16.6
Malignant Neoplasms	50	15.9	Accidents (ex. med./surg. comp.)	50	15.9
Diseases of the Heart	48	15.2	Malignant Neoplasms	48	15.3
Certain Cond. Orig. Perinatal Per.	14	4.4	Congenital Malformations, etc.	20	6.4
Intentional Self-Harm (Suicide)	13	4.1	Cerebrovascular Diseases	16	5.1
Assault (Homicide)	11	3.5	Intentional Self-Harm (Suicide)	16	5.1
Diabetes Mellitus	9	2.9	Chronic Liver Disease and Cirrhosis	12	3.8
Cerebrovascular Diseases	9	2.9	Diabetes Mellitus	11	3.5
Nephritis/Nephrotic/Nephrosis	9	2.9	Certain Cond. Orig. Perinatal Per.	11	3.5
Congenital Malformations, etc.	8	2.5	Assault (Homicide)	8	2.5

Source: Office of Health Informatics, Division of Public Health, Department of Health Services.

Notes: Underlying cause of death is the disease or injury that initiated events resulting in death. For the ICD-10 codes used for cause-of-death groupings, see Technical Notes, page 80. Conditions abbreviated in this table are spelled out in full in the Technical Notes.

- Among Hispanic/Latino males, diseases of the heart were the leading cause of death in 2008, closely followed by accidents.

## Cause of Death

**Table 22. Leading Underlying Causes of Death for Females by Ethnicity, Wisconsin 2007 and 2008**

2007			2008		
	Number	Percent		Number	Percent
<b>TOTAL</b>	<b>23,669</b>	<b>100.0</b>	<b>TOTAL</b>	<b>23,763</b>	<b>100.0</b>
Diseases of the Heart	5,549	23.4	Diseases of the Heart	5,548	23.3
Malignant Neoplasms	5,246	22.2	Malignant Neoplasms	5,340	22.5
Cerebrovascular Diseases	1,590	6.7	Cerebrovascular Diseases	1,559	6.6
Chronic Lower Respiratory Dis.	1,215	5.1	Chronic Lower Respiratory Dis.	1,279	5.4
Alzheimer's Disease	1,168	4.9	Alzheimer's Disease	1,181	5.0
Accidents (ex. med./surg. Comp.)	1,002	4.2	Accidents (ex. med./surg. Comp.)	972	4.1
Diabetes Mellitus	584	2.5	Influenza and Pneumonia	592	2.5
Influenza and Pneumonia	577	2.4	Diabetes Mellitus	533	2.2
Nephritis/Nephrotic/Nephrosis	519	2.2	Nephritis/Nephrotic/Nephrosis	517	2.2
Septicemia	259	1.1	Septicemia	263	1.1
<b>NON-HISPANIC</b>	<b>23,453</b>	<b>100.0</b>	<b>NON-HISPANIC</b>	<b>23,586</b>	<b>100.0</b>
Diseases of the Heart	5,516	23.5	Diseases of the Heart	5,516	23.4
Malignant Neoplasms	5,204	22.2	Malignant Neoplasms	5,311	22.5
Cerebrovascular Diseases	1,576	6.7	Cerebrovascular Diseases	1,551	6.6
Chronic Lower Respiratory Dis.	1,211	5.2	Chronic Lower Respiratory Dis.	1,276	5.4
Alzheimer's Disease	1,165	5.0	Alzheimer's Disease	1,177	5.0
Accidents (ex. med./surg. Comp.)	977	4.2	Accidents (ex. med./surg. Comp.)	959	4.1
Influenza and Pneumonia	573	2.4	Influenza and Pneumonia	589	2.5
Diabetes Mellitus	571	2.4	Diabetes Mellitus	525	2.2
Nephritis/Nephrotic/Nephrosis	509	2.2	Nephritis/Nephrotic/Nephrosis	513	2.2
Hypertension/Hypertens. Renal Dis.	257	1.1	Septicemia	259	1.1
<b>HISPANIC/LATINA</b>	<b>216</b>	<b>100.0</b>	<b>HISPANIC/LATINA</b>	<b>176</b>	<b>100.0</b>
Malignant Neoplasms	42	19.4	Diseases of the Heart	32	18.2
Diseases of the Heart	33	15.3	Malignant Neoplasms	29	16.5
Accidents (ex. med./surg. comp.)	25	11.6	Accidents (ex. med./surg. comp.)	13	7.4
Cerebrovascular Diseases	14	6.5	Certain Cond. Orig. Perinatal Per.	11	6.3
Diabetes Mellitus	13	6.0	Diabetes Mellitus	8	4.5
Nephritis/Nephrotic/Nephrosis	10	4.6	Cerebrovascular Diseases	8	4.5
Congenital Malformations, etc.	9	4.2	Congenital Malformations, etc.	6	3.4
Chronic Liver Disease/Cirrhosis	6	2.8	Septicemia	4	2.3
Certain Cond. Orig. Perinatal Per.	5	2.3	Alzheimer's Disease	4	2.3
Septicemia	4	1.9	Nephritis/Nephrotic/Nephrosis	4	2.3

Source: Office of Health Informatics, Division of Public Health, Department of Health Services.

Notes: Underlying cause of death is the disease or injury that initiated events resulting in death. For the ICD-10 codes used for cause of death groupings, see Technical Notes, page 80. Conditions abbreviated in this table are spelled out in full in the Technical Notes.

Included in the total for 2008 is one death where ethnicity was unknown.

- Among Hispanic/Latina females, heart disease and cancer were the two leading causes of death.

**Cause of Death**

**Table 23. Deaths by Underlying Cause of Death and County of Residence, Wisconsin, 2008**

	Total	Adams	Ashland	Barron	Bayfield	Brown	Buffalo	Burnett	Calumet	Chippewa	Clark
<b>Total Deaths, All Causes</b>	46,526	202	188	452	146	1,684	140	153	277	501	339
<b>Male</b>	22,762	124	83	216	77	822	71	78	153	243	172
<b>Female</b>	23,763	78	105	236	69	862	69	75	124	258	167
Tuberculosis	7										
Human Immunodeficiency Virus (HIV)	44		1						1		
Malignant Neoplasms	11,120	60	39	100	34	413	40	40	58	124	74
Stomach	194		1	1		9	1			3	
Colon, Rectum, Anus	1,009	7	2	9	10	38	4	5	7	6	5
Pancreas	743	6	2	6		24	4	5	5	5	2
Trachea, Bronchus and Lung	2,892	24	15	25	5	118	13	10	10	38	23
Breast	725	5	4	2	4	26	3	2	4	5	3
Cervix Uteri, Corpus Uteri, Ovary	510	2	2	4	1	22	1	2	3		3
Prostate	630	3		4	4	19	1	1	4	7	3
Urinary Tract	575	3		10		19		1	5	8	4
Non-Hodgkins Lymphoma	445		1	4		15	3	4	4	10	1
Leukemia	485	1	2	6	1	22	1		2	6	2
Other Malignant Neoplasms	2,912	9	10	29	9	101	9	10	14	36	28
Diabetes Mellitus	1,145	2	7	20	1	26	4	6	10	22	12
Alzheimers Disease	1,653	3	13	12	5	66	1	3	14	11	14
Major Cardiovascular Diseases	14,805	65	60	138	55	573	44	54	78	142	120
Diseases of the Heart	11,272	53	40	101	43	429	38	35	64	111	101
Hyper. Heart Dis w/wo Renal Dis.	489		4	3	4	7	1		3	3	5
Ischemic Heart Disease	6,981	41	22	68	24	254	14	14	41	69	54
Other Diseases of the Heart	3,802	12	14	30	15	168	23	21	20	39	42
Hypertension/Hypertensive Renal Dis.	420	2	2	3	1	5	3	1	2	1	
Cerebrovascular Diseases	2,536	7	17	27	7	118	2	16	8	22	16
Atherosclerosis	104			5		1		1	1		
Other Diseases of Circulatory System	473	3	1	2	4	20	1	1	3	8	3
Influenza and Pneumonia	1,108	5	3	19	2	34	4	3	9	14	5
Chronic Lower Respiratory Diseases	2,513	13	15	37	6	92	9	8	15	32	30
Peptic Ulcer	55					2					
Chronic Liver Disease and Cirrhosis	477	4	2	2	2	17			3	4	2
Nephritis, Nephrotic Syn./Nephrosis	1,004	4	6	13	4	33	2	7	6	15	4
Pregnancy, Childbirth & Puerperium	9										
Certain Conditions Orig./Perinatal Per.	238					7				2	1
Congenital Malformations, etc.	215	3	3	3		6			3	2	1
Sudden Infant Death Syndrome	41					3			1		
Symptoms, Signs, and Lab Findings	179			1	1	6	1	1	2	1	
All Other Diseases	8,487	28	25	86	21	287	26	18	58	99	54
Motor Vehicle Accidents	623	6	2	9	5	21	2	2	5	8	4
All Accidents (except motor vehicle)	1,842	6	10	6	7	63	5	6	7	16	14
Intentional Self-Harm (Suicide)	737	3	2	5	2	30	2	4	6	7	4
Assault (Homicide)	151					2		1	1		
All Other External Causes	73			1	1	3				2	

## Cause of Death

**Table 23. Deaths by Underlying Cause of Death and County of Residence, Wisconsin 2008**

	Columbia	Crawford	Dane	Dodge	Door	Douglas	Dunn	Eau Claire	Florence	Fond du Lac	Forest
<b>Total Deaths, All Causes</b>	502	162	2,746	844	312	415	313	708	56	915	120
<b>Male</b>	256	82	1,316	420	166	220	156	344	29	437	53
<b>Female</b>	246	80	1,430	424	146	195	157	364	27	478	67
Tuberculosis											
Human Immunodeficiency Virus			5								
Malignant Neoplasms	140	41	692	193	76	97	92	160	19	234	22
Stomach	4	3	10	1	1	2	2	3		1	
Colon, Rectum, Anus	16	4	40	10	7	12	10	12		26	2
Pancreas	5	3	46	6	8	6	6	13	1	13	1
Trachea, Bronchus and Lung	37	11	161	51	12	25	26	37	6	63	6
Breast	10	2	62	9	7	5	7	15	1	16	2
Cervix Uteri, Corpus Uteri, Ovary	5	2	37	7	1	3	2	5	2	14	3
Prostate	5	4	44	15	9	10	4	11		16	
Urinary Tract	11		35	13	3	5	7	7	2	13	
Non-Hodgkin's Lymphoma	2	1	23	10	1	5	6	9	1	4	
Leukemia	7	3	28	14	3	3		4		10	2
Other Malignant Neoplasms	38	8	206	57	24	21	22	44	6	58	6
Diabetes Mellitus	7	11	62	15	4	27	4	17	2	19	2
Alzheimer's Disease	21	4	145	34	10	16	12	18	2	54	
Major Cardiovascular Diseases	141	53	794	287	107	109	87	229	21	280	33
Diseases of the Heart	100	35	603	222	80	88	66	170	17	214	28
Hyp. Heart Dis. w/wo Renal Dis.	4		26	3	2	2	3			21	
Ischemic Heart Disease	57	20	324	149	48	55	32	91	11	128	21
Other Diseases of the Heart	39	15	253	70	30	31	31	79	6	65	7
Hypertension/Hypertens. Renal Dis.	4		20	9	1	2	1	8	1	9	
Cerebrovascular Diseases	29	16	138	44	18	14	14	38	2	47	4
Atherosclerosis	1		4	3	6		1	2		2	
Other Dis. of Circulatory System	7	2	29	9	2	5	5	11	1	8	1
Influenza and Pneumonia	8	3	88	17	5	12	6	26		27	6
Chronic Lower Respiratory Diseases	30	10	149	43	18	32	9	46	2	51	7
Peptic Ulcer			5	2		1				4	
Chronic Liver Disease and Cirrhosis	7	1	34	9	1	4		7		7	1
Nephritis/Nephrotic Syn./Nephrosis	10	6	37	23	4	9	7	24	1	14	7
Pregnancy, Childbirth and Puerperium											
Certain Conditions Orig. in Perinatal Per.	3		23	2	1	2		2		2	1
Congenital Malformations, etc.	1	1	14	2	1		2	2		7	
Sudden Infant Death Syndrome			2			4					
Symptoms, Signs and Lab. Findings	4		14	4		1	2	1		1	
All Other Diseases	90	19	486	142	63	73	58	127	6	163	30
Motor Vehicle Accidents	12	7	31	15	6	4	8	11		12	6
All Accidents (except motor vehicle)	20	3	104	38	11	14	16	27		26	3
Intentional Self-Harm (Suicide)	7	3	50	18	5	10	8	9	3	13	1
Assault (Homicide)	1		10				2	1			1
All Other External Causes			1					1		1	

**Cause of Death**

**Table 23. Deaths by Underlying Cause of Death and County of Residence, Wisconsin 2008**

	Grant	Green	Green Lake	Iowa	Iron	Jackson	Jefferson	Juneau	Kenosha	Kewaunee	La Crosse
<b>Total Deaths, All Causes</b>	477	315	255	204	76	164	641	269	1,254	167	906
<b>Male</b>	229	156	114	106	44	83	318	154	633	86	396
<b>Female</b>	248	159	141	98	32	81	323	115	621	81	510
Tuberculosis									1		
Human Immunodeficiency Virus									3		1
Malignant Neoplasms	121	96	74	44	14	40	177	81	268	36	190
Stomach	2	2		1				2	3		4
Colon, Rectum, Anus	12	10	12	7	4	3	13	4	24	2	17
Pancreas	7	10	2	1		7	16	7	13	1	10
Trachea, Bronchus and Lung	32	9	18	8	5	11	59	21	85	13	51
Breast	9	4	1			2	9	1	14	2	12
Cervix Uteri, Corpus Uteri, Ovary	8	3	2	3		1	7	4	21	1	5
Prostate	10	13	9	6		2	6	5	12	1	9
Urinary Tract	3	9	4	2	1	1	11	4	16	3	11
Non-Hodgkin's Lymphoma	9	4	2	1		3	8	3	10	1	7
Leukemia	4	10		1			5	1	13		7
Other Malignant Neoplasms	25	22	24	14	4	10	43	29	57	12	57
Diabetes Mellitus	12	11	2	9	1	5	11	10	41	1	29
Alzheimer's Disease	16	17	5	8	2	4	20	3	40	4	42
Major Cardiovascular Diseases	147	87	88	87	31	60	213	83	429	71	258
Diseases of the Heart	107	61	61	60	26	41	168	59	333	54	178
Hyp. Heart Dis. w/wo Renal Dis.	3		3				3	2	22		2
Ischemic Heart Disease	73	35	31	48	17	29	120	39	218	35	110
Other Diseases of the Heart	31	26	27	12	9	12	45	18	93	19	66
Hypertension/Hypertens. Renal Dis.	5	2	4	1		1	5	6	14	2	9
Cerebrovascular Diseases	27	17	20	22	5	15	33	15	75	13	52
Atherosclerosis	1			2			2		1	1	7
Other Dis. of Circulatory System	7	7	3	2		3	5	3	6	1	12
Influenza and Pneumonia	15	6	6	4	6	3	15	2	36	6	32
Chronic Lower Respiratory Diseases	35	16	12	6	4	13	24	18	83	8	57
Peptic Ulcer	1								3		
Chronic Liver Disease and Cirrhosis	3	1	2			3	7	1	20	1	11
Nephritis/Nephrotic Syn./Nephrosis	6	10	11	4		3	7	6	21	2	19
Pregnancy, Childbirth and Puerperium									2		
Certain Conditions Orig. in Perinatal Per.	2	3	1				4		11	2	2
Congenital Malformations, etc.	1	1	2	1	1		2		6		8
Sudden Infant Death Syndrome							2	2	2		
Symptoms, Signs and Lab. Findings	2					1			3	2	7
All Other Diseases	82	47	37	26	12	18	107	41	186	28	206
Motor Vehicle Accidents	12	5	3	5		3	14	3	20	1	8
All Accidents (except motor vehicle)	10	11	9	8	2	6	23	12	54	3	22
Intentional Self-Harm (Suicide)	10	2	2	2	3	4	14	6	15	2	11
Assault (Homicide)	1					1			6		
All Other External Causes	1	2	1				1	1	4		3

## Cause of Death

**Table 23. Deaths by Underlying Cause of Death and County of Residence, Wisconsin 2008**

	Lafayette	Langlade	Lincoln	Manitowoc	Marathon	Marinette	Marquette	Menominee	Milwaukee	Monroe	Oconto
<b>Total Deaths, All Causes</b>	153	251	322	821	1,092	466	155	42	8,026	421	349
<b>Male</b>	73	126	167	425	548	216	94	23	3,841	238	177
<b>Female</b>	80	125	155	396	544	250	61	19	4,185	183	172
Tuberculosis					1				3		
Human Immunodeficiency Virus			1						20		1
Malignant Neoplasms	36	54	80	182	283	109	47	7	1,833	90	97
Stomach	1	2	1	5	5	3			56	1	
Colon, Rectum, Anus	4	4	9	17	28	13	7		179	13	5
Pancreas	2	2	9	12	25	6	1		108	10	6
Trachea, Bronchus and Lung	5	18	18	42	79	31	14	5	471	17	29
Breast	6	2	8	10	11	9	1	1	138	4	7
Cervix Uteri, Corpus Uteri, Ovary	2	4	3	7	12	4	6		88	2	5
Prostate	1	3	4	12	14	6	2		96	4	7
Urinary Tract		2	3	7	16	5		1	82	4	9
Non-Hodgkin's Lymphoma	1	3	2	8	9	8			63	3	3
Leukemia	1	1	3	7	13	6	4		83	6	1
Other Malignant Neoplasms	13	13	20	55	71	18	12		469	26	25
Diabetes Mellitus	8	5	6	14	33	6	11	4	177	16	6
Alzheimer's Disease	4	3	19	15	42	16	2	2	209	6	19
Major Cardiovascular Diseases	57	90	95	264	298	172	40	7	2,582	123	121
Diseases of the Heart	44	64	70	214	226	134	31	7	2,043	101	90
Hyp. Heart Dis. w/wo Renal Dis.	1	3	1	3	13	3			185	1	4
Ischemic Heart Disease	29	46	45	156	136	105	21	6	1,322	69	59
Other Diseases of the Heart	14	15	24	55	77	26	10	1	536	31	27
Hypertension/Hypertens. Renal Dis.	2	3	3	6	13	4	1		75	2	4
Cerebrovascular Diseases	10	16	16	35	51	28	8		381	17	21
Atherosclerosis		1				2			4		2
Other Diseases of Circulatory System	1	6	6	9	8	4			79	3	4
Influenza and Pneumonia	4	6	4	22	19	9	4		144	10	6
Chronic Lower Respiratory Diseases	10	20	16	36	63	32	13	3	369	29	16
Peptic Ulcer					3	1			11		
Chronic Liver Disease and Cirrhosis		2	2	7	7	5	3	4	96	3	3
Nephritis/Nephrotic Syn./Nephrosis	2	3	10	23	31	11		3	183	11	12
Pregnancy, Childbirth and Puerperium									4		
Certain Conditions Orig. in Perinatal Per.	1		2	3	5	2	1		71	5	1
Congenital Malformations, etc.			2	3	8		1		43		
Sudden Infant Death Syndrome				1	1				13		
Symptoms, Signs and Lab. Findings		1	1	2	4	2		1	32	2	1
All Other Diseases	18	46	57	183	216	73	19	4	1,512	97	52
Motor Vehicle Accidents	3	5	4	15	18	5	2		52	6	4
All Accidents (except motor vehicle)	5	11	12	41	34	15	10	1	457	13	6
Intentional Self-Harm (Suicide)	3	5	10	10	23	7	2	4	118	8	4
Assault (Homicide)			1		3	1		2	80		
All Other External Causes	2								17	2	

**Cause of Death**

**Table 23. Deaths by Underlying Cause of Death and County of Residence, Wisconsin 2008**

	Oneida	Outagamie	Ozaukee	Pepin	Pierce	Polk	Portage	Price	Racine	Richland	Rock
<b>Total Deaths, All Causes</b>	385	1,188	679	56	249	448	460	182	1,600	183	1,335
<b>Male</b>	178	583	309	20	121	216	228	84	805	79	638
<b>Female</b>	207	605	370	36	128	232	232	98	795	104	697
Tuberculosis								1	1		
Human Immunodeficiency Virus		1	1								
Malignant Neoplasms	108	264	193	12	58	97	111	43	405	43	314
Stomach	2	2	3	1		4	4	1	8		2
Colon, Rectum, Anus	8	31	26	1	10	8	10	6	33	9	25
Pancreas	10	16	17	1	3	3	5	3	36	2	26
Trachea, Bronchus and Lung	30	62	42	2	10	25	35	10	107	7	85
Breast	5	11	14	1	7	7	1		26	2	30
Cervix Uteri, Corpus Uteri, Ovary	8	19	9	2	2	8	4	1	17	2	19
Prostate	6	10	2		1	9	6	2	23	4	21
Urinary Tract	8	11	9	1	3	1	8	2	20	2	8
Non-Hodgkin's Lymphoma	5	9	9		2	7	3	2	9	3	10
Leukemia	7	11	11		6	5	4	3	15	3	15
Other Malignant Neoplasms	19	82	51	3	14	20	31	13	111	9	73
Diabetes Mellitus	5	36	9	1	6	13	7	3	40	2	23
Alzheimer's Disease	16	49	24	2	8	17	19	3	49	4	54
Major Cardiovascular Diseases	144	386	250	23	88	148	143	52	504	71	413
Diseases of the Heart	107	296	193	15	63	98	107	46	377	50	312
Hyp. Heart Dis. w/wo Renal Dis.	5	13	22		2	3	4		6	1	12
Ischemic Heart Disease	58	171	104	12	33	62	73	27	237	38	196
Other Diseases of the Heart	44	112	67	3	28	33	30	19	134	11	104
Hypertension/Hypertens. Renal Dis.	2	10	7		6	2	5	1	21	2	15
Cerebrovascular Diseases	29	67	38	7	16	40	24	3	88	13	73
Atherosclerosis		2	3			2	4		4	3	2
Other Diseases of Circulatory Sys.	6	11	9	1	3	6	3	2	14	3	11
Influenza and Pneumonia	3	25	8		6	14	13	6	41	4	38
Chronic Lower Respiratory Diseases	21	60	29	1	11	18	23	11	72	9	85
Peptic Ulcer		2						2		1	
Chronic Liver Disease and Cirrhosis	3	12	5		2	7	6	1	19	2	15
Nephritis/Nephrotic Syn./Nephrosis	5	23	11	2	4	12	9	9	28	5	19
Pregnancy, Childbirth and Puerperium											
Certain Conditions Orig. in Perinatal Per.		7	2		2	1	3		15	1	4
Congenital Malformations, etc.	2	9	1	1	1	1	2		6	1	10
Sudden Infant Death Syndrome		1							3		
Symptoms, Signs and Lab. Findings	2	5	2			1	2	1	4	1	8
All Other Diseases	57	226	118	13	42	76	91	38	298	23	248
Motor Vehicle Accidents	1	22	6		10	13	9	3	19	4	20
All Accidents (except motor vehicle)	13	35	11		5	17	16	6	55	11	63
Intentional Self-Harm (Suicide)	5	21	7		5	12	6	2	28	1	15
Assault (Homicide)		1	2			1		1	12		6
All Other External Causes		3		1	1				1		



## Cause of Death

**Table 23. Deaths by Underlying Cause of Death and County of Residence, Wisconsin 2008**

	Rusk	St. Croix	Sauk	Sawyer	Shawano	Sheboygan	Taylor	Trempealeau	Vernon	Vilas	Walworth
<b>Total Deaths, All Causes</b>	158	473	573	188	448	1,014	195	288	294	291	789
<b>Male</b>	89	235	271	108	229	486	99	138	152	160	378
<b>Female</b>	69	238	301	80	219	528	96	150	142	131	411
Tuberculosis											
Human Immunodeficiency Virus			2		1						
Malignant Neoplasms	33	126	145	63	89	233	43	60	65	79	187
Stomach			3			3	1	2	1	2	2
Colon, Rectum, Anus	3	11	16	6	4	25	3	2	4	4	11
Pancreas	3	7	13	7	3	19	1	6	3	11	19
Trachea, Bronchus and Lung	9	36	26	11	23	47	15	11	20	23	49
Breast	2	7	7	6	8	15	4	4	4	5	14
Cervix Uteri, Corpus Uteri, Ovary	2	1	3	1	2	9	2	1	3	1	11
Prostate		5	13	4	6	16	1	7	4	4	10
Urinary Tract	1	9	9	6	5	15	1	2	4	2	9
Non-Hodgkin's Lymphoma	1	9	7	3	1	9	2	3	2	3	6
Leukemia	1	7	6	1	8	8	2	2	1	4	1
Other Malignant Neoplasms	11	34	42	18	29	67	11	20	19	20	55
Diabetes Mellitus	3	9	19	6	14	28	8	7	4	6	22
Alzheimer's Disease	7	16	23	6	14	22	5	15	14	10	47
Major Cardiovascular Diseases	50	123	182	59	125	341	69	90	114	92	226
Diseases of the Heart	42	92	135	46	94	274	51	67	85	66	170
Hyp. Heart Dis. w/wo Renal Dis.	1		2		2	3	1	1	6	1	2
Ischemic Heart Disease	26	58	83	34	60	161	36	37	45	42	98
Other Diseases of the Heart	15	34	50	12	32	110	14	29	34	23	70
Hypertension/Hypertens. Renal Dis.		5	3		4	5	1	2	4	2	1
Cerebrovascular Diseases	7	21	36	11	20	53	14	20	24	20	51
Atherosclerosis		3				1					1
Other Diseases of Circulatory Sys.	1	2	8	2	7	8	3	1	1	4	3
Influenza and Pneumonia	2	16	20	6	15	30	3	6	12	5	27
Chronic Lower Respiratory Diseases	9	29	35	7	37	52	11	15	11	21	52
Peptic Ulcer		1	1			2	2	1	1	1	1
Chronic Liver Disease and Cirrhosis	4	3	7	1	4	10	1	2	2	2	6
Nephritis/Nephrotic Syn./Nephrosis	4	9	9	7	17	18	2	9	6	6	13
Pregnancy, Childbirth and Puerperium						1					
Certain Conditions Orig. in Perinatal Per.		1	1		1	8			2	1	2
Congenital Malformations, etc.	1	4	2	1	4	3		1	1		4
Sudden Infant Death Syndrome					1	1					1
Symptoms, Signs and Lab. Findings	1		3	1	2	4	1	1			6
All Other Diseases	31	93	80	22	87	207	35	60	51	40	146
Motor Vehicle Accidents	5	9	12	4	14	10	6	9	3	4	7
All Accidents (except motor vehicle)	5	14	23	2	14	18	6	8	5	16	25
Intentional Self-Harm (Suicide)	2	15	6	3	9	21	2	4	3	4	13
Assault (Homicide)		1	2				1			1	2
All Other External Causes	1	4	1			5				3	2

## Cause of Death

**Table 23. Deaths by Underlying Cause of Death and County of Residence, Wisconsin 2008**

	Washburn	Washington	Waukesha	Waupaca	Waushara	Winnebago	Wood
<b>Total Deaths, All Causes</b>	174	903	3,037	676	249	1,330	679
<b>Male</b>	94	439	1,437	369	136	594	322
<b>Female</b>	80	464	1,600	307	113	736	357
Tuberculosis							
Human Immunodeficiency Virus		1	3			2	
Malignant Neoplasms	35	196	750	140	63	322	136
Stomach		2	11	3	1	4	2
Colon, Rectum, Anus	4	15	58	8	10	25	14
Pancreas	2	9	50	8	6	22	10
Trachea, Bronchus and Lung	7	48	199	35	21	91	49
Breast	2	15	58	4	1	14	6
Cervix Uteri, Corpus Uteri, Ovary	2	6	32	3	1	24	6
Prostate	1	11	40	11	1	21	5
Urinary Tract	4	8	44	16	3	18	6
Non-Hodgkin's Lymphoma	2	9	45	9	3	15	5
Leukemia	2	21	35	6	1	12	4
Other Malignant Neoplasms	9	52	178	37	15	76	29
Diabetes Mellitus	4	25	69	21	2	38	17
Alzheimer's Disease	6	35	118	28	4	61	21
Major Cardiovascular Diseases	68	319	911	231	96	379	235
Diseases of the Heart	48	233	707	163	83	276	166
Hyp. Heart Dis. w/wo Renal Dis.	1	6	26	3	2	24	
Ischemic Heart Disease	31	146	442	106	21	152	106
Other Diseases of the Heart	16	81	239	54	60	100	60
Hypertension/Hypertens. Renal Dis.	1	15	34	9		20	6
Cerebrovascular Diseases	17	58	134	37	8	73	53
Atherosclerosis	1	2	5	16	1	1	3
Other Diseases of Circulatory System	1	11	31	6	4	9	7
Influenza and Pneumonia	2	26	69	17	5	19	15
Chronic Lower Respiratory Diseases	14	33	130	39	12	76	53
Peptic Ulcer		1	1	2		2	1
Chronic Liver Disease and Cirrhosis	2	10	27	6	5	17	8
Nephritis/Nephrotic Syn./Nephrosis	4	9	75	14	7	31	23
Pregnancy, Childbirth and Puerperium			2				
Certain Conditions Orig. in Perinatal Per.	1	6	9	1		6	2
Congenital Malformations, etc.	2	4	18	2		4	
Sudden Infant Death Syndrome			1			2	
Symptoms, Signs and Lab. Findings	1	4	17	2	4	2	2
All Other Diseases	22	153	625	135	34	283	127
Motor Vehicle Accidents	3	11	29	8	4	11	3
All Accidents (except motor vehicle)	7	49	142	21	11	54	23
Intentional Self-Harm (Suicide)	2	19	36	9	2	17	11
Assault (Homicide)		2				4	1
All Other External Causes	1		5				1

Source: Office of Health Informatics, Division of Public Health, Department of Health Services. For the ICD-10 codes used for cause-of-death groupings, see Technical Notes, page 83. The total includes one record for which county of residence was unknown.

**Cause of Death**

**Table 24. Deaths by Specific Underlying Cause, Wisconsin 2008**

<b>Underlying Cause of Death</b>	<b>Total</b>	<b>Male</b>	<b>Female</b>
Total Deaths From All Causes	46,526	22,762	23,763
<b>I. Certain Infectious and Parasitic Diseases (A00-B99)</b>	<b>812</b>	<b>380</b>	<b>432</b>
<b>Intestinal Infectious Diseases (A00-A09)</b>	<b>112</b>	<b>35</b>	<b>77</b>
A02 Other Salmonella Infections	1		1
A04 Other Bacterial Intestinal Infections	104	32	72
A08 Viral and Other Specified Intestinal Infections	5	1	4
A09 Diarrhea and Gastroenteritis of Presumed Infectious Origin	2	2	
<b>Tuberculosis (A15-A19)</b>	<b>7</b>	<b>4</b>	<b>3</b>
A16 Respiratory Tuberculosis, Not Confirmed Bacteriologically or Histologically	6	4	2
A18 Tuberculosis of Other Organs	1		1
<b>Other Bacterial Diseases (A30-A49)</b>	<b>512</b>	<b>234</b>	<b>278</b>
A31 Infection Due to Other Mycobacteria	7	2	5
A32 Listeriosis	1	1	
A39 Meningococcal Infection	2	1	1
A40 Streptococcal Septicemia	9	5	4
A41 Other Septicemia	477	218	259
A48 Other Bacterial Diseases, Not Elsewhere Classified	3	2	1
A49 Bacterial Infection of Unspecified Site	13	5	8
<b>Viral Infections of the Central Nervous System (A80-A89)</b>	<b>9</b>	<b>3</b>	<b>6</b>
A81 Atypical Virus Infections of Central Nervous System	5	2	3
A86 Unspecified Viral Encephalitis	3		3
A87 Viral Meningitis	1	1	
<b>Viral Infections Characterized by Skin/Mucous Membrane Lesions (B00-B09)</b>	<b>8</b>	<b>4</b>	<b>4</b>
B00 Herpesviral (Herpes Simplex) Infections	5	2	3
B01 Varicella (Chickenpox)	1	1	
B02 Zoster (Herpes Zoster)	2	1	1
<b>Viral Hepatitis (B15-B19)</b>	<b>61</b>	<b>43</b>	<b>18</b>
B16 Acute Hepatitis B	3	3	
B18 Chronic Viral Hepatitis	56	39	17
B19 Unspecified Viral Hepatitis	2	1	1
<b>Human Immunodeficiency Virus (HIV) Disease (B20-B24)</b>	<b>44</b>	<b>34</b>	<b>10</b>
B20 HIV Disease Resulting in Infectious and Parasitic Diseases	14	8	6
B21 HIV Disease Resulting in Malignant Neoplasms	6	6	
B22 HIV Disease Resulting in Other Specified Diseases	5	5	
B23 HIV Disease Resulting in Other Conditions	5	4	1
B24 Unspecified HIV Disease	14	11	3
<b>Other Viral Diseases (B25-B34)</b>	<b>5</b>	<b>1</b>	<b>4</b>
B25 Cytomegaloviral Disease	1		1
B34 Viral Infection of Unspecified Site	4	1	3
<b>Mycoses (B35-B49)</b>	<b>20</b>	<b>11</b>	<b>9</b>
B37 Candidiasis	3	1	2
B40 Blastomycosis	9	7	2

## Cause of Death

Underlying Cause of Death	Total	Male	Female
B44 Aspergillosis	2	1	1
B49 Unspecified Mycosis	6	2	4
<b>Protozoal Diseases (B50-B64)</b>	<b>1</b>		<b>1</b>
B59 Pneumocystosis	1		1
<b>Sequelae of Infectious and Parasitic Diseases (B90-B94)</b>	<b>25</b>	<b>10</b>	<b>15</b>
B90 Sequelae of Tuberculosis	1		1
B91 Sequelae of Poliomyelitis	14	5	9
B94 Sequelae of Other and Unspecified Infectious and Parasitic Diseases	10	5	5
<b>Other Infectious Diseases (B99)</b>	<b>8</b>	<b>1</b>	<b>7</b>
B99 Other and Unspecified Infectious Diseases	8	1	7
<b>II. Neoplasms (C00-D48)</b>	<b>11,462</b>	<b>5,956</b>	<b>5,506</b>
<b>Malignant Neoplasms of Lip, Oral Cavity and Pharynx (C00-C14)</b>	<b>160</b>	<b>92</b>	<b>68</b>
C00 Lip	4	4	
C01 Base of Tongue	2	1	1
C02 Other and Unspecified Parts of Tongue	31	18	13
C03 Gum	2		2
C04 Floor of Mouth	3	2	1
C05 Palate	6	3	3
C06 Other and Unspecified Parts of Mouth	16	3	13
C07 Parotid Gland	11	8	3
C08 Other and Unspecified Major Salivary Glands	6	2	4
C09 Tonsil	12	10	2
C10 Oropharynx	21	10	11
C11 Nasopharynx	6	3	3
C12 Pyriform Sinus	5	5	
C13 Hypopharynx	9	7	2
C14 Other and Ill-Defined Sites in Lip, Oral Cavity and Pharynx	26	16	10
<b>Malignant Neoplasms of Digestive Organs (C15-C26)</b>	<b>2,694</b>	<b>1,488</b>	<b>1,206</b>
C15 Esophagus	323	249	74
C16 Stomach	194	110	84
C17 Small Intestine	25	15	10
C18 Colon	818	402	416
C19 Rectosigmoid Junction	60	34	26
C20 Rectum	119	65	54
C21 Anus and Anal Canal	12	8	4
C22 Liver and Intrahepatic Bile Ducts	296	199	97
C23 Gallbladder	47	16	31
C24 Other and Unspecified Parts of Biliary Tract	35	16	19
C25 Pancreas	743	365	378
C26 Other and Ill-Defined Digestive Organs	22	9	13
<b>Malignant Neoplasms of Respiratory and Intrathoracic Organs (C30-C39)</b>	<b>2,959</b>	<b>1,610</b>	<b>1,349</b>
C30 Nasal Cavity and Middle Ear	2	1	1
C31 Accessory Sinuses	4	2	2

## Cause of Death

<b>Underlying Cause of Death</b>	<b>Total</b>	<b>Male</b>	<b>Female</b>
C32 Larynx	54	44	10
C33 Trachea	1	1	
C34 Bronchus and Lung	2,891	1,559	1,332
C37 Thymus	4	1	3
C38 Heart, Mediastinum and Pleura	2	1	1
C39 Other and Ill-Defined Sites in Respiratory System and Intrathoracic Organs	1	1	
<b>Malignant Neoplasms of Bone and Articular Cartilage (C40-C41)</b>	<b>28</b>	<b>16</b>	<b>12</b>
C41 Bone and Articular Cartilage of Other and Unspecified Sites	28	16	12
<b>Melanoma and Other Malignant Neoplasms of Skin (C43-C44)</b>	<b>212</b>	<b>143</b>	<b>69</b>
C43 Malignant Melanoma of Skin	165	106	59
C44 Other Malignant Neoplasms of Skin	47	37	10
<b>Malignant Neoplasms of Mesothelial and Soft Tissue (C45-C49)</b>	<b>179</b>	<b>97</b>	<b>82</b>
C45 Mesothelioma	64	49	15
C46 Kaposi Sarcoma	2	1	1
C47 Peripheral Nerves and Autonomic Nervous System	5	1	4
C48 Retroperitoneum and Peritoneum	19	3	16
C49 Other Connective and Soft Tissue	89	43	46
<b>Malignant Neoplasm of Breast (C50)</b>	<b>725</b>	<b>10</b>	<b>715</b>
C50 Breast	725	10	715
<b>Malignant Neoplasms of Female Genital Organs (C51-C58)</b>	<b>561</b>		<b>561</b>
C51 Vulva	31		31
C52 Vagina	7		7
C53 Cervix Uteri	49		49
C54 Corpus Uteri	81		81
C55 Uterus, Part Unspecified	72		72
C56 Ovary	308		308
C57 Other and Unspecified Female Genital Organs	12		12
C58 Placenta	1		1
<b>Malignant Neoplasms of Male Genital Organs (C60-C63)</b>	<b>641</b>	<b>641</b>	
C60 Penis	4	4	
C61 Prostate	630	630	
C62 Testis	7	7	
<b>Malignant Neoplasms of Urinary Tract (C64-C68)</b>	<b>575</b>	<b>376</b>	<b>199</b>
C64 Kidney, Except Renal Pelvis	267	161	106
C65 Renal Pelvis	4		4
C66 Ureter	8	4	4
C67 Bladder	289	207	82
C68 Other and Unspecified Urinary Organs	7	4	3
<b>Malignant Neoplasms of Eye/Brain/Oth. Parts/Central Nervous Sys. (C69-C72)</b>	<b>335</b>	<b>197</b>	<b>138</b>
C69 Eye and Adnexa	4	3	1
C70 Meninges	2	2	
C71 Brain	324	190	134
C72 Spinal Cord, Cranial Nerves and Other Parts of Central Nervous System	5	2	3

## Cause of Death

<b>Underlying Cause of Death</b>	<b>Total</b>	<b>Male</b>	<b>Female</b>
<b>Malignant Neoplasms of Thyroid and Other Endocrine Glands (C73-C75)</b>	<b>50</b>	<b>16</b>	<b>34</b>
C73 Thyroid Gland	28	11	17
C74 Adrenal Gland	21	4	17
C75 Other Endocrine Glands and Related Structures	1	1	
<b>Malignant Neoplasms of Ill-Defined, Secondary and Unspecified Sites (C76-C80)</b>	<b>686</b>	<b>342</b>	<b>344</b>
C76 Other and Ill-Defined Sites	40	14	26
C78 Secondary Malignant Neoplasm of Respiratory and Digestive Organs	51	19	32
C79 Secondary Malignant Neoplasm of Other Sites	93	53	40
C80 Malignant Neoplasm Without Specification of Site	502	256	246
<b>Malignant Neoplasms of Lymphoid, Hematopoetic and Related Tissue (C81-C96)</b>	<b>1,214</b>	<b>688</b>	<b>526</b>
C81 Hodgkins Disease	25	14	11
C82 Follicular (Nodular) Non-Hodgkins Lymphoma	12	6	6
C83 Diffuse Non-Hodgkins Lymphoma	58	32	26
C84 Peripheral and Cutaneous T-Cell Lymphomas	14	9	5
C85 Other and Unspecified Types of Non-Hodgkins Lymphoma	361	198	163
C88 Malignant Immunoproliferative Diseases	10	8	2
C90 Multiple Myeloma and Malignant Plasma Cell Neoplasms	246	128	118
C91 Lymphoid Leukemia	144	88	56
C92 Myeloid Leukemia	238	142	96
C93 Monocytic Leukemia	3	3	
C94 Other Leukemias of Specified Cell Type	2		2
C95 Leukemia of Unspecified Cell Type	98	58	40
C96 Other/Unspecified Malignant Neoplasms Lymphoid, Hematopoetic and Related Tissue	3	2	1
<b>Malignant Neoplasms of Independent (Primary) Multiple Sites (C97)</b>	<b>101</b>	<b>64</b>	<b>37</b>
C97 Independent (Primary) Multiple Sites	101	64	37
<b>In Situ Neoplasms (D00-D09)</b>	<b>1</b>	<b>1</b>	
D09 Carcinoma in Situ of Other and Unspecified Sites	1	1	
<b>Benign Neoplasms (D10-D36)</b>	<b>32</b>	<b>17</b>	<b>15</b>
D13 Other and Ill-Defined Parts of Digestive System	1		1
D15 Other and Unspecified Intrathoracic Organs	3	2	1
D18 Hemangioma and Lymphangioma, Any Site	4	2	2
D21 Other Benign Neoplasms of Connective and Other Soft Tissue	2	2	
D32 Meninges	14	4	10
D33 Brain and Other Parts of Central Nervous System	1	1	
D35 Other and Unspecified Endocrine Glands	4	3	1
D36 Other and Unspecified Sites	3	3	
<b>Neoplasms of Uncertain Or Unknown Behavior (D37-D48)</b>	<b>309</b>	<b>158</b>	<b>151</b>
D37 Oral Cavity and Digestive Organs	13	5	8
D38 Middle Ear and Respiratory and Intrathoracic Organs	11	6	5
D39 Female Genital Organs	2		2
D40 Male Genital Organs	1	1	

## Cause of Death

Underlying Cause of Death	Total	Male	Female
D41 Urinary Organs	5	2	3
D43 Brain and Central Nervous System	49	26	23
D44 Endocrine Glands	5	1	4
D45 Polycythemia Vera	6	3	3
D46 Myelodysplastic Syndromes	150	89	61
D47 Other Neoplasms Uncertain or Unknown Behavior of Lymphoid, Hematopoietic and Related Tissue	44	14	30
D48 Other and Unspecified Sites	23	11	12
<b>III. Diseases of Blood and Blood-Forming Organs and Certain Disorders Involving the Immune Mechanisms (D50-D89)</b>	<b>168</b>	<b>70</b>	<b>98</b>
<b>Nutritional Anemias (D50-D53)</b>	<b>9</b>	<b>4</b>	<b>5</b>
D50 Iron Deficiency Anemia	6	2	4
D51 Vitamin B12 Deficiency Anemia	2	2	
D53 Other Nutritional Anemias	1		1
<b>Hemolytic Anemias (D55-D59)</b>	<b>13</b>	<b>8</b>	<b>5</b>
D56 Thalassemia	1	1	
D57 Sickle-Cell Disorders	7	5	2
D58 Other Hereditary Hemolytic Anemias	3	1	2
D59 Acquired Hemolytic Anemia	2	1	1
<b>Aplastic and Other Anemias (D60-D64)</b>	<b>67</b>	<b>22</b>	<b>45</b>
D61 Other Aplastic Anemias	16	6	10
D62 Acute Posthemorrhagic Anemia	1	1	
D64 Other Anemias	50	15	35
<b>Coagulation Defects, Purpura and Other Hemorrhagic Conditions (D65-D69)</b>	<b>33</b>	<b>19</b>	<b>14</b>
D65 Disseminated Intravascular Coagulation (Defibrination Syndrome)	3	2	1
D66 Hereditary Factor VIII Deficiency	1	1	
D68 Other Coagulation Defects	11	6	5
D69 Purpura and Other Hemorrhagic Conditions	18	10	8
<b>Other Diseases of Blood and Blood-Forming Organs (D70-D77)</b>	<b>18</b>	<b>9</b>	<b>9</b>
D70 Agranulocytosis	5	4	1
D72 Other Disorders of White Blood Cells	4	2	2
D73 Diseases of Spleen	2	1	1
D75 Other Diseases of Blood and Blood-Forming Organs	5	2	3
D76 Certain Diseases Involving Lymphoreticular Tissue/Reticulohistiocytic System	2		2
<b>Certain Disorders Involving the Immune Mechanism (D80-D89)</b>	<b>28</b>	<b>8</b>	<b>20</b>
D81 Combined Immunodeficiencies	2	1	1
D84 Other Immunodeficiencies	4	2	2
D86 Sarcoidosis	20	5	15
D89 Other Disorders Involving Immune Mechanism, Not Elsewhere Classified	2		2
<b>IV. Endocrine, Nutritional and Metabolic Disease (E00-E90)</b>	<b>1,660</b>	<b>850</b>	<b>810</b>
<b>Disorder of Thyroid Gland (E00-E07)</b>	<b>25</b>	<b>4</b>	<b>21</b>
E02 Subclinical Iodine-Deficiency Hypothyroidism	1		1

## Cause of Death

Underlying Cause of Death	Total	Male	Female
E03 Other Hypothyroidism	18	4	14
E05 Thyrotoxicosis (Hyperthyroidism)	4		4
E06 Thyroiditis	1		1
E07 Other Disorders of Thyroid	1		1
<b>Diabetes Mellitus (E10-E14)</b>	<b>1,145</b>	<b>612</b>	<b>533</b>
E10 Insulin-Dependent Diabetes Mellitus	93	57	36
E11 Non-Insulin-Dependent Diabetes Mellitus	275	132	143
E14 Unspecified Diabetes Mellitus	777	423	354
<b>Other Disorders of Glucose Regulation/Pancreatic Internal Secretion (E15-E16)</b>	<b>7</b>	<b>4</b>	<b>3</b>
E16 Other Disorders of Pancreatic Internal Secretion	7	4	3
<b>Disorders of Other Endocrine Glands (E20-E35)</b>	<b>15</b>	<b>9</b>	<b>6</b>
E20 Hypoparathyroidism	1	1	
E21 Hyperparathyroidism and Other Disorders of Parathyroid Gland	4	1	3
E23 Hypofunction and Other Disorders of Pituitary Gland	2	2	
E27 Other Disorders of Adrenal Gland	4	2	2
E32 Diseases of Thymus	1	1	
E34 Other Endocrine Disorders	3	2	1
<b>Malnutrition (E40-E46)</b>	<b>56</b>	<b>27</b>	<b>29</b>
E41 Nutritional Marasmus	2	1	1
E43 Unspecified Severe Protein-Energy Malnutrition	5	3	2
E45 Retarded Development Following Protein-Energy Malnutrition	2	2	
E46 Unspecified Protein-Energy Malnutrition	47	21	26
<b>Other Nutritional Deficiencies (E50-E64)</b>	<b>7</b>	<b>1</b>	<b>6</b>
E51 Thiamine Deficiency	1		1
E53 Deficiency of Other B Group Vitamins	2		2
E63 Other Nutritional Deficiencies	4	1	3
<b>Obesity and Other Hyperalimentation (E65-E68)</b>	<b>91</b>	<b>47</b>	<b>44</b>
E66 Obesity	91	47	44
<b>Metabolic Disorders (E70-E90)</b>	<b>314</b>	<b>146</b>	<b>168</b>
E71 Disorders of Branched-Chain Amino-Acid Metabolism and Fatty-Acid Metabolism	3	2	1
E72 Other Disorders of Amino-Acid Metabolism	1	1	
E75 Disorders of Sphingolipid Metabolism and Other Lipid Storage Disorders	3		3
E77 Disorders of Glycoprotein Metabolism	2		2
E78 Disorders of Lipoprotein Metabolism and Other Lipidemias	122	73	49
E83 Disorders of Mineral Metabolism	14	5	9
E84 Cystic Fibrosis	10	6	4
E85 Amyloidosis	21	11	10
E86 Volume Depletion	76	26	50
E87 Other Disorders of Fluid, Electrolyte and Acid-Base Balance	52	19	33
E88 Other Metabolic Disorders	10	3	7
<b>V. Mental and Behavioral Disorders (F00-F99)</b>	<b>2,823</b>	<b>903</b>	<b>1,920</b>
<b>Organic, Including Symptomatic, Mental Disorders (F00-F09)</b>	<b>2,622</b>	<b>779</b>	<b>1,843</b>
F01 Vascular Dementia	244	95	149



## Cause of Death

Underlying Cause of Death	Total	Male	Female
F03 Unspecified Dementia	2,328	667	1,661
F05 Delirium, Not Induced By Alcohol/Other Psychoactive Substances	15	6	9
F06 Other Mental Disorders Due To Brain Damage and Dysfunction and Physical Disease	35	11	24
<b>Mental and Behavior Disorders Due to Psychoactive Substance Abuse (F10-F19)</b>	<b>143</b>	<b>103</b>	<b>40</b>
F10 Use of Alcohol	130	91	39
F11 Use of Opioids	1	1	
F14 Use of Cocaine	2	2	
F17 Use of Tobacco	3	3	
F19 Multiple Drug Use and Use of Other Psychoactive Substances	7	6	1
<b>Schizophrenia, Schizotypal and Delusional Disorders (F20-F29)</b>	<b>11</b>	<b>5</b>	<b>6</b>
F20 Schizophrenia	8	4	4
F25 Schizoaffective Disorders	3	1	2
<b>Mood (Affective) Disorders (F30-F39)</b>	<b>23</b>	<b>6</b>	<b>17</b>
F31 Bipolar Affective Disorder	2	1	1
F32 Depressive Episodes	21	5	16
<b>Neurotic, Stress-Related and Somatoform Disorders (F40-F48)</b>	<b>3</b>	<b>2</b>	<b>1</b>
F41 Other Anxiety Disorders	1		1
F43 Reaction to Severe Stress and Adjustment Disorders	2	2	
<b>Behavior Syndromes Associated With Physiological Disturbances/Physical Factors (F50-F59)</b>	<b>5</b>	<b>3</b>	<b>2</b>
F50 Eating Disorders	2		2
F54 Psychological and Behavioral Factors Assoc. with Disorders/Diseases Class. Elsewhere	3	3	
<b>Mental Retardation (F70-F79)</b>	<b>13</b>	<b>4</b>	<b>9</b>
F72 Severe Mental Retardation	1	1	
F73 Profound Mental Retardation	3		3
F79 Unspecified Mental Retardation	9	3	6
<b>Disorders of Psychological Development (F80-F89)</b>	<b>3</b>	<b>1</b>	<b>2</b>
F81 Specific Developmental Disorders of Scholastic Skills	1		1
F84 Pervasive Developmental Disorders	2	1	1
<b>VI. Diseases of the Nervous System (G00-G99)</b>	<b>2,844</b>	<b>1,117</b>	<b>1,727</b>
<b>Inflammatory Diseases of the Central Nervous System (G00-G09)</b>	<b>34</b>	<b>16</b>	<b>18</b>
G00 Bacterial Meningitis, Not Elsewhere Classified	4	2	2
G03 Meningitis Due to Other and Unspecified Causes	10	5	5
G04 Encephalitis, Myelitis and Encephalomyelitis	10	3	7
G06 Intracranial and Intraspinial Abscess and Granuloma	4	4	
G08 Intracranial and Intraspinial Phlebitis and Thrombophlebitis	1		1
G09 Sequelae of Inflammatory Diseases of Central Nervous System	5	2	3
<b>Systemic Atrophies Primarily Affecting Central Nervous System (G10-G13)</b>	<b>194</b>	<b>104</b>	<b>90</b>
G10 Huntingtons Disease	31	18	13
G11 Hereditary Ataxia	2	1	1
G12 Spinal Muscular Atrophy and Related Syndromes	161	85	76

## Cause of Death

<b>Underlying Cause of Death</b>	<b>Total</b>	<b>Male</b>	<b>Female</b>
<b>Extrapyramidal and Movement Disorders (G20-G26)</b>	<b>449</b>	<b>248</b>	<b>201</b>
G20 Parkinsons Disease	442	245	197
G21 Secondary Parkinsonism	2		2
G23 Other Degenerative Diseases of the Basal Ganglia	3	2	1
G25 Other Extrapyramidal and Movement Disorders	2	1	1
<b>Other Degenerative Diseases of the Nervous System (G30-G32)</b>	<b>1,761</b>	<b>539</b>	<b>1,222</b>
G30 Alzheimers Disease	1,653	472	1,181
G31 Other Degenerative Diseases of Nervous System, Not Elsewhere Classified	108	67	41
<b>Demyelinating Diseases of the Central Nervous System (G35-G37)</b>	<b>105</b>	<b>38</b>	<b>67</b>
G35 Multiple Sclerosis	101	35	66
G36 Other Acute Disseminated Demyelination	1		1
G37 Other Demyelinating Diseases of Central Nervous System	3	3	
<b>Episodic and Paroxysmal Disorders (G40-G47)</b>	<b>58</b>	<b>33</b>	<b>25</b>
G40 Epilepsy	24	14	10
G41 Status Epilepticus	6	5	1
G45 Transient Cerebral Ischemic Attacks and Related Syndromes	1		1
G47 Sleep Disorders	27	14	13
<b>Polyneuropathies and Other Disorders of Peripheral Nervous System (G60-G64)</b>	<b>11</b>	<b>5</b>	<b>6</b>
G60 Hereditary and Idiopathic Neuropathy	1	1	
G61 Inflammatory Polyneuropathy	3	1	2
G62 Other Polyneuropathies	7	3	4
<b>Diseases of Myoneural Junction and Muscle (G70-G73)</b>	<b>37</b>	<b>18</b>	<b>19</b>
G70 Myasthenia Gravis and Other Myoneural Disorders	13	6	7
G71 Primary Disorders of Muscles	21	11	10
G72 Other Myopathies	3	1	2
<b>Cerebral Palsy and Other Paralytic Syndromes (G80-G83)</b>	<b>52</b>	<b>31</b>	<b>21</b>
G80 Infantile Cerebral Palsy	34	18	16
G81 Hemiplegia	3	3	
G82 Paraplegia and Tetraplegia	15	10	5
<b>Other Disorders of the Nervous System (G90-G99)</b>	<b>143</b>	<b>85</b>	<b>58</b>
G90 Disorders of Autonomic Nervous System	8	6	2
G91 Hydrocephalus	8	4	4
G92 Toxic Encephalopathy	1		1
G93 Other Disorders of Brain	119	71	48
G95 Other Diseases of Spinal Cord	5	2	3
G96 Other Disorders of Central Nervous System	2	2	
<b>VII. Diseases of the Eye and Adnexa (H00-H59)</b>	<b>2</b>		<b>2</b>
<b>Disorders of Choroid and Retina (H30-H36)</b>	<b>1</b>		<b>1</b>
H35 Other Retinal Disorders	1		1
<b>Disorders of Vitreous Body and Globe (H43-H45)</b>	<b>1</b>		<b>1</b>
H44 Disorders of Globe	1		1
<b>IX. Diseases of the Circulatory System (I00-I99)</b>	<b>14,885</b>	<b>7,197</b>	<b>7,688</b>
<b>Chronic Rheumatic Heart Diseases (I05-I09)</b>	<b>70</b>	<b>25</b>	<b>45</b>

## Cause of Death

<b>Underlying Cause of Death</b>	<b>Total</b>	<b>Male</b>	<b>Female</b>
I05 Rheumatic Mitral Valve Diseases	30	9	21
I07 Rheumatic Tricuspid Valve Diseases	9	5	4
I08 Multiple Valve Diseases	22	10	12
I09 Other Rheumatic Heart Diseases	9	1	8
<b>Hypertensive Diseases (I10-I15)</b>	<b>909</b>	<b>372</b>	<b>537</b>
I10 Essential (Primary) Hypertension	256	98	158
I11 Hypertensive Heart Disease	440	180	260
I12 Hypertensive Renal Disease	164	74	90
I13 Hypertensive Heart and Renal Disease	49	20	29
<b>Ischemic Heart Diseases (I20-I25)</b>	<b>6,981</b>	<b>3,854</b>	<b>3,127</b>
I20 Angina Pectoris	5	3	2
I21 Acute Myocardial Infarction	2,759	1,608	1,151
I22 Subsequent Myocardial Infarction	1	1	
I24 Other Acute Ischemic Heart Diseases	53	22	31
I25 Chronic Ischemic Heart Disease	4,163	2,220	1,943
<b>Pulmonary Heart Disease and Diseases of Pulmonary Circulation (I26-I28)</b>	<b>266</b>	<b>101</b>	<b>165</b>
I26 Pulmonary Embolism	141	61	80
I27 Other Pulmonary Heart Diseases	123	38	85
I28 Other Diseases of Pulmonary Vessels	2	2	
<b>Other Forms of Heart Disease (I30-I52)</b>	<b>3,466</b>	<b>1,544</b>	<b>1,922</b>
I30 Acute Pericarditis	2		2
I31 Other Diseases of Pericardium	6	3	3
I33 Acute and Subacute Endocarditis	22	11	11
I34 Nonrheumatic Mitral Valve Disorders	49	16	33
I35 Nonrheumatic Aortic Valve Disorders	365	140	225
I36 Nonrheumatic Tricuspid Valve Disorders	1		1
I38 Endocarditis, Valve Unspecified	121	48	73
I40 Acute Myocarditis	2	1	1
I42 Cardiomyopathy	497	303	194
I44 Atrioventricular and Left-Bundle-Branch Block	16	6	10
I45 Other Conduction Disorders	13	9	4
I46 Cardiac Arrest	40	26	14
I47 Paroxysmal Tachycardia	13	7	6
I48 Atrial Fibrillation and Flutter	409	133	276
I49 Other Cardiac Arrhythmias	318	142	176
I50 Heart Failure	1,373	581	792
I51 Complications and Ill-Defined Descriptions of Heart Disease	219	118	101
<b>Cerebrovascular Diseases (I60-I69)</b>	<b>2,536</b>	<b>977</b>	<b>1,559</b>
I60 Subarachnoid Hemorrhage	87	35	52
I61 Intracerebral Hemorrhage	298	120	178
I62 Other Nontraumatic Intracranial Hemorrhage	143	73	70
I63 Cerebral Infarction	131	56	75
I64 Stroke, Not Specified as Hemorrhage or Infarction	1,361	496	865

## Cause of Death

Underlying Cause of Death	Total	Male	Female
I67 Other Cerebrovascular Diseases	102	33	69
I69 Sequelae of Cerebrovascular Disease	414	164	250
<b>Diseases of Arteries, Arterioles and Capillaries (I70-I79)</b>	<b>577</b>	<b>292</b>	<b>285</b>
I70 Atherosclerosis	104	47	57
I71 Aortic Aneurysm and Dissection	242	147	95
I72 Other Aneurysm	12	5	7
I73 Other Peripheral Vascular Diseases	187	81	106
I74 Arterial Embolism and Thrombosis	15	3	12
I77 Other Disorders of Arteries and Arterioles	15	7	8
I78 Diseases of Capillaries	2	2	
<b>Dis. of Veins, Lymphatic Vessels &amp; Lymph Nodes, Not Elsewhere Class. (I80-I89)</b>	<b>71</b>	<b>28</b>	<b>43</b>
I80 Phlebitis and Thrombophlebitis	47	21	26
I81 Portal Vein Thrombosis	2		2
I82 Other Venous Embolism and Thrombosis	3	1	2
I83 Varicose Veins of Lower Extremities	8	2	6
I85 Esophageal Varices	3	1	2
I86 Varicose Veins of Other Sites	2	2	
I87 Other Disorders of Veins	3		3
I89 Other Noninfective Disorders of Lymphatic Vessels and Lymph Nodes	3	1	2
<b>Other and Unspecified Disorders of Circulatory System (I95-I99)</b>	<b>9</b>	<b>4</b>	<b>5</b>
I95 Hypotension	4	3	1
I99 Other and Unspecified Disorders of Circulatory System	5	1	4
<b>X. Diseases of the Respiratory System (J00-J99)</b>	<b>4,516</b>	<b>2,233</b>	<b>2,283</b>
<b>Acute Upper Respiratory Infections (J00-J06)</b>	<b>4</b>	<b>1</b>	<b>3</b>
J01 Acute Sinusitis	1	1	
J04 Acute Laryngitis and Tracheitis	1		1
J06 Acute Upper Respiratory Infections of Multiple or Unspecified Sites	2		2
<b>Influenza and Pneumonia (J09-J18)</b>	<b>1,108</b>	<b>516</b>	<b>592</b>
J10 Influenza Due to Identified Influenza Virus	29	16	13
J11 Influenza, Virus Not Identified	57	26	31
J12 Viral Pneumonia, Not Elsewhere Classified	6	3	3
J13 Pneumonia Due to Streptococcus Pneumonia	8	5	3
J15 Bacterial Pneumonia, Not Elsewhere Classified	27	15	12
J16 Pneumonia Due to Other Infectious Organisms, Not Elsewhere Classified	1		1
J18 Pneumonia, Organism Unspecified	980	451	529
<b>Other Acute Lower Respiratory Infections (J20-J22)</b>	<b>5</b>	<b>2</b>	<b>3</b>
J20 Acute Bronchitis	4	2	2
J22 Unspecified Acute Lower Respiratory Infection	1		1
<b>Other Diseases of Upper Respiratory Tract (J30-J39)</b>	<b>12</b>	<b>7</b>	<b>5</b>
J32 Chronic Sinusitis	2	1	1
J35 Chronic Diseases of Tonsils and Adenoids	1	1	
J38 Diseases of Vocal Cords and Larynx, Not Elsewhere Classified	2	2	
J39 Other Diseases of Upper Respiratory Tract	7	3	4

## Cause of Death

<b>Underlying Cause of Death</b>	<b>Total</b>	<b>Male</b>	<b>Female</b>
<b>Chronic Lower Respiratory Diseases (J40-J47)</b>	<b>2,513</b>	<b>1,234</b>	<b>1,279</b>
J40 Bronchitis, Not Specified as Acute or Chronic	5	2	3
J42 Unspecified Chronic Bronchitis	5		5
J43 Emphysema	218	120	98
J44 Other Chronic Obstructive Pulmonary Disease	2,202	1,086	1,116
J45 Asthma	55	17	38
J46 Status Asthmaticus	4	2	2
J47 Bronchiectasis	24	7	17
<b>Lung Diseases Due to External Agents (J60-J70)</b>	<b>363</b>	<b>202</b>	<b>161</b>
J61 Pneumoconiosis Due to Asbestos and Other Mineral Fibers	13	13	
J67 Hypersensitivity Pneumonitis Due to Organic Dust	10	7	3
J68 Respiratory Conditions Due to Inhalation of Chemicals, Gases, Fumes and Vapor	1	1	
J69 Pneumonitis Due to Solids and Liquids	339	181	158
<b>Other Respiratory Diseases Principally Affecting the Interstitium (J80-J84)</b>	<b>387</b>	<b>218</b>	<b>169</b>
J80 Adult Respiratory Distress Syndrome	20	12	8
J81 Pulmonary Edema	11	6	5
J82 Pulmonary Eosinophilia, Not Elsewhere Classified	2	2	
J84 Other Interstitial Pulmonary Diseases	354	198	156
<b>Suppurative and Necrotic Conditions of Lower Respiratory Tract (J85-J86)</b>	<b>14</b>	<b>8</b>	<b>6</b>
J85 Abscess of Lung and Mediastinum	5	2	3
J86 Pyothorax	9	6	3
<b>Other Diseases of Pleura (J90-J94)</b>	<b>12</b>	<b>4</b>	<b>8</b>
J90 Pleural Effusion, Not Elsewhere Classified	7	1	6
J93 Pneumothorax	2	1	1
J94 Other Pleural Conditions	3	2	1
<b>Other Diseases of the Respiratory System (J95-J99)</b>	<b>98</b>	<b>41</b>	<b>57</b>
J96 Respiratory Failure, Not Elsewhere Classified	11	4	7
J98 Other Respiratory Disorders	87	37	50
<b>XI. Diseases of the Digestive System (K00-K93)</b>	<b>1,654</b>	<b>808</b>	<b>846</b>
<b>Diseases of Oral Cavity, Salivary Glands and Jaws (K00-K14)</b>	<b>4</b>	<b>4</b>	
K11 Diseases of Salivary Glands	2	2	
K12 Stomatitis and Related Lesions	1	1	
K14 Diseases of Tongue	1	1	
<b>Diseases of Esophagus, Stomach and Duodenum (K20-K31)</b>	<b>123</b>	<b>45</b>	<b>78</b>
K20 Esophagitis	2	1	1
K21 Gastro-Esophageal Reflux Disease	12	5	7
K22 Other Diseases of Esophagus	34	12	22
K25 Gastric Ulcer	18	8	10
K26 Duodenal Ulcer	23	8	15
K27 Peptic Ulcer, Site Unspecified	13	2	11
K28 Gastrojejunal Ulcer	1		1
K29 Gastritis and Duodenitis	6	3	3
K31 Other Diseases of Stomach and Duodenum	14	6	8

## Cause of Death

Underlying Cause of Death	Total	Male	Female
<b>Diseases of Appendix (K35-K38)</b>	<b>7</b>	<b>3</b>	<b>4</b>
K35 Acute Appendicitis	6	2	4
K37 Unspecified Appendicitis	1	1	
<b>Hernia (K40-K46)</b>	<b>50</b>	<b>20</b>	<b>30</b>
K40 Inguinal Hernia	7	3	4
K42 Umbilical Hernia	3	1	2
K43 Ventral Hernia	10	4	6
K44 Diaphragmatic Hernia	15	5	10
K46 Unspecified Hernia of Abdominal Cavity	15	7	8
<b>Noninfective Enteritis and Colitis (K50-K52)</b>	<b>56</b>	<b>21</b>	<b>35</b>
K50 Crohns Disease (Regional Enteritis)	10	4	6
K51 Ulcerative Colitis	8	4	4
K52 Other Noninfective Gastroenteritis and Colitis	38	13	25
<b>Other Diseases of Intestines (K55-K63)</b>	<b>436</b>	<b>153</b>	<b>283</b>
K55 Vascular Disorders of Intestine	187	66	121
K56 Paralytic Ileus and Intestinal Obstruction Without Hernia	123	49	74
K57 Diverticular Disease of Intestine	63	14	49
K59 Other Functional Intestinal Disorders	12	6	6
K60 Fissure and Fistula of Anal and Rectal Regions	2		2
K61 Abscess of Anal and Rectal Regions	1		1
K62 Other Diseases of Anus and Rectum	5	3	2
K63 Other Diseases of Intestine	43	15	28
<b>Diseases of Peritoneum (K65-K67)</b>	<b>24</b>	<b>9</b>	<b>15</b>
K65 Peritonitis	21	8	13
K66 Other Disorders of Peritoneum	3	1	2
<b>Diseases of Liver (K70-K77)</b>	<b>624</b>	<b>382</b>	<b>242</b>
K70 Alcoholic Liver Disease	260	184	76
K72 Hepatic Failure, Not Elsewhere Classified	59	28	31
K73 Chronic Hepatitis, Not Elsewhere Classified	1	1	
K74 Fibrosis and Cirrhosis of Liver	216	123	93
K75 Other Inflammatory Liver Diseases	13	1	12
K76 Other Diseases of Liver	75	45	30
<b>Disorders of Gallbladder, Biliary Tract and Pancreas (K80-K87)</b>	<b>147</b>	<b>77</b>	<b>70</b>
K80 Cholelithiasis	20	7	13
K81 Cholecystitis	39	18	21
K82 Other Diseases of Gallbladder	2	1	1
K83 Other Diseases of Biliary Tract	18	8	10
K85 Acute Pancreatitis	57	35	22
K86 Other Diseases of Pancreas	11	8	3
<b>Other Diseases of the Digestive System (K90-K93)</b>	<b>183</b>	<b>94</b>	<b>89</b>
K90 Intestinal Malabsorption	5	3	2
K92 Other Diseases of Digestive System	178	91	87

## Cause of Death

Underlying Cause of Death	Total	Male	Female
<b>XII. Diseases of the Skin and Subcutaneous Tissue (L00-L99)</b>	<b>65</b>	<b>26</b>	<b>39</b>
<b>Infections of the Skin and Subcutaneous Tissue (L00-L08)</b>	<b>43</b>	<b>21</b>	<b>22</b>
L01 Impetigo	1	1	
L02 Cutaneous Abscess, Furuncle and Carbuncle	5	2	3
L03 Cellulitis	31	15	16
L05 Pilonidal Cyst	1	1	
L08 Other Local Infections of Skin and Subcutaneous Tissue	5	2	3
<b>Bullous Disorders (L10-L14)</b>	<b>2</b>	<b>1</b>	<b>1</b>
L10 Pemphigus	1		1
L12 Pemphigoid	1	1	
<b>Urticaria and Erythema (L50-L54)</b>	<b>1</b>		<b>1</b>
L51 Erythema Multiforme	1		1
<b>Other Disorders of the Skin and Subcutaneous Tissue (L80-L99)</b>	<b>19</b>	<b>4</b>	<b>15</b>
L89 Decubitus Ulcer	9	3	6
L93 Lupus Erythematosus	3		3
L97 Ulcer of Lower Limb, Not Elsewhere Classified	4		4
L98 Other Disorders of Skin and Subcutaneous Tissue, Not Elsewhere Classified	3	1	2
<b>XIII. Diseases of the Musculoskeletal System and Connective Tissue (M00-M99)</b>	<b>269</b>	<b>75</b>	<b>194</b>
<b>Infectious Arthropathies (M00-M03)</b>	<b>5</b>	<b>3</b>	<b>2</b>
M00 Pyogenic Arthritis	5	3	2
<b>Inflammatory Polyarthropathies (M05-M14)</b>	<b>53</b>	<b>7</b>	<b>46</b>
M05 Seropositive Rheumatoid Arthritis	5		5
M06 Other Rheumatoid Arthritis	42	4	38
M13 Other Arthritis	6	3	3
<b>Arthrosis (M15-M19)</b>	<b>22</b>	<b>6</b>	<b>16</b>
M15 Polyarthrosis	1		1
M16 Coxarthrosis (Arthrosis of Hip)	2	1	1
M19 Other Arthrosis	19	5	14
<b>Systemic Connective Tissue Disorders (M30-M36)</b>	<b>65</b>	<b>21</b>	<b>44</b>
M30 Polyarteritis Nodosa and Related Conditions	2	2	
M31 Other Necrotizing Vasculopathies	11	5	6
M32 Systemic Lupus Erythematosus	15	2	13
M33 Dermatopolymyositis	4	2	2
M34 Systemic Sclerosis	18	6	12
M35 Other Systemic Involvement of Connective Tissue	15	4	11
<b>Deforming Dorsopathies (M40-M43)</b>	<b>3</b>	<b>2</b>	<b>1</b>
M41 Scoliosis	3	2	1
<b>Spondylopathies (M45-M49)</b>	<b>19</b>	<b>7</b>	<b>12</b>
M45 Ankylosing Spondylitis	1	1	
M46 Other Inflammatory Spondylopathies	11	3	8
M48 Other Spondylopathies	7	3	4

## Cause of Death

Underlying Cause of Death	Total	Male	Female
<b>Other Dorsopathies (M50-M54)</b>	<b>5</b>		<b>5</b>
M50 Cervical Disc Disorders	2		2
M51 Other Intervertebral Disc Disorders	2		2
M54 Dorsalgia	1		1
<b>Disorders of Muscles (M60-M63)</b>	<b>16</b>	<b>8</b>	<b>8</b>
M60 Myositis	3	3	
M62 Other Disorders of Muscle	13	5	8
<b>Other Soft Tissue Disorders (M70-M79)</b>	<b>14</b>	<b>4</b>	<b>10</b>
M72 Fibroblastic Disorders	10	3	7
M79 Other Soft Tissue Disorders, Not Elsewhere Classified	4	1	3
<b>Disorders of Bone Density and Structure (M80-M85)</b>	<b>38</b>	<b>2</b>	<b>36</b>
M80 Osteoporosis With Pathological Fracture	20	1	19
M81 Osteoporosis Without Pathological Fracture	14	1	13
M84 Disorders of Continuity of Bone	4		4
<b>Other Osteopathies (M86-M90)</b>	<b>27</b>	<b>13</b>	<b>14</b>
M86 Osteomyelitis	19	12	7
M87 Osteonecrosis	3		3
M88 Pagets Disease of Bone (Osteitis Deformans)	2		2
M89 Other Disorders of Bone	3	1	2
<b>Chondropathies (M91-M94)</b>	<b>2</b>	<b>2</b>	
M94 Other Disorders of Cartilage	2	2	
<b>XIV. Diseases of the Genitourinary System (N00-N99)</b>	<b>1,258</b>	<b>581</b>	<b>677</b>
<b>Glomerular Diseases (N00-N08)</b>	<b>115</b>	<b>53</b>	<b>62</b>
N00 Acute Nephritic Syndrome	1		1
N02 Recurrent and Persistent Hematuria	1		1
N03 Chronic Nephritic Syndrome	104	46	58
N04 Nephrotic Syndrome	4	2	2
N05 Unspecified Nephritic Syndrome	5	5	
<b>Renal Tubulo-Interstitial Diseases (N10-N16)</b>	<b>20</b>	<b>7</b>	<b>13</b>
N12 Tubulo-Interstitial Nephritis, Not Specified As Acute Or Chronic	8	1	7
N13 Obstructive and Reflux Uropathy	10	5	5
N14 Drug and Heavy-Metal-Induced Tubulo-Interstitial and Tubular Conditions	1	1	
N15 Other Renal Tubulo-Interstitial Diseases	1		1
<b>Renal Failure (N17-N19)</b>	<b>887</b>	<b>433</b>	<b>454</b>
N17 Acute Renal Failure	178	84	94
N18 Chronic Renal Failure	381	191	190
N19 Unspecified Renal Failure	328	158	170
<b>Urolithiasis (N20-N23)</b>	<b>4</b>	<b>1</b>	<b>3</b>
N20 Calculus of Kidney and Ureter	4	1	3
<b>Other Disorders of Kidney and Ureter (N25-N29)</b>	<b>13</b>	<b>8</b>	<b>5</b>
N25 Disorders Resulting from Impaired Renal Tubular Function	1		1



## Cause of Death

<b>Underlying Cause of Death</b>	<b>Total</b>	<b>Male</b>	<b>Female</b>
N26 Unspecified Contracted Kidney	1	1	
N28 Other Disorders of Kidney and Ureter, Not Elsewhere Classified	11	7	4
<b>Other Diseases of Urinary System (N30-N39)</b>	<b>197</b>	<b>64</b>	<b>133</b>
N30 Cystitis	1	1	
N31 Neuromuscular Dysfunction of Bladder, Not Elsewhere Classified	3	2	1
N32 Other Disorders of Bladder	5	4	1
N39 Other Disorders of Urinary Tract	188	57	131
<b>Diseases of Male Genital Organs (N40-N51)</b>	<b>15</b>	<b>15</b>	
N40 Hyperplasia of Prostate	11	11	
N41 Inflammatory Diseases of Prostate	1	1	
N49 Inflammatory Disorders of Male Genital Organs, Not Elsewhere Classified	2	2	
N50 Other Disorders of Male Genital Organs	1	1	
<b>Disorders of Breast (N60-N64)</b>	<b>2</b>		<b>2</b>
N63 Unspecified Lump in Breast	2		2
<b>Inflammatory Diseases of Female Pelvic Organs (N70-N77)</b>	<b>1</b>		<b>1</b>
N73 Other Female Pelvic Inflammatory Diseases	1		1
<b>Noninflammatory Disorders of Female Genital Tract (N80-N98)</b>	<b>4</b>		<b>4</b>
N81 Female Genital Prolapse	1		1
N82 Fistulae Involving Female Genital Tract	1		1
N85 Other Noninflammatory Disorders of Uterus, Except Cervix	1		1
N89 Other Noninflammatory Disorders of Vagina	1		1
<b>XV. Pregnancy, Childbirth and the Puerperium (O00-O99)</b>	<b>9</b>		<b>9</b>
<b>Pregnancy With Abortive Outcome (O00-O08)</b>	<b>1</b>		<b>1</b>
O00 Ectopic Pregnancy	1		1
<b>Edema, Proteinuria and Hypertensive Disorders In Pregnancy, Birth and Puerperium (O10-O16)</b>	<b>1</b>		<b>1</b>
O14 Gestational (Pregnancy-Induced) Hypertension With Significant Proteinuria	1		1
<b>Complications Predominantly Related to the Puerperium (O85-O92)</b>	<b>2</b>		<b>2</b>
O85 Puerperal Sepsis	1		1
O90 Complications of the Puerperium, Not Elsewhere Classified	1		1
<b>Other Obstetric Conditions, Not Elsewhere Classified (O95-O99)</b>	<b>5</b>		<b>5</b>
O99 Other Maternal Diseases Classifiable Elsewhere Complicating Pregnancy/Childbirth/Puerper	5		5
<b>XVI. Certain Conditions Originating in the Perinatal Period (P00-P96)</b>	<b>238</b>	<b>134</b>	<b>104</b>
<b>Fetus and Newborn Affected By Maternal Factors &amp; Complications of Pregnancy, Labor &amp; Delivery (P00-P04)</b>	<b>43</b>	<b>22</b>	<b>21</b>
P00 Fetus and Newborn Affected by Maternal Conditions Unrelated to Present Pregnancy	3	1	2
P01 Fetus and Newborn Affected By Maternal Complications of Pregnancy	21	9	12
P02 Fetus and Newborn Affected By Complications of Placenta, Cord and Membrane	14	7	7
P03 Fetus and Newborn Affected By Other Complications of Labor and Delivery	4	4	
P04 Fetus and Newborn Affected by Noxious Influence Transmitted Via Placenta/Breast Milk	1	1	

## Cause of Death

Underlying Cause of Death	Total	Male	Female
<b>Disorders Related to Length of Gestation and Fetal Growth (P05-P08)</b>	<b>87</b>	<b>50</b>	<b>37</b>
P05 Slow Fetal Growth and Fetal Malnutrition	2	1	1
P07 Disorders Related to Short Gestation and Low Birthweight, Not Elsewhere Classified	85	49	36
<b>Birth Trauma (P10-P15)</b>	<b>1</b>		<b>1</b>
P11 Other Birth Injuries to Central Nervous System	1		1
<b>Respiratory and Cardiovascular Disorders Specific to Perinatal Period (P20-P29)</b>	<b>57</b>	<b>30</b>	<b>27</b>
P20 Intrauterine Hypoxia	2	2	
P21 Birth Asphyxia	3	1	2
P22 Respiratory Distress of Newborn	24	13	11
P23 Congenital Pneumonia	3	3	
P24 Neonatal Aspiration Syndromes	2	2	
P25 Interstitial Emphysema and Related Conditions Originating in Perinatal Period	1		1
P26 Pulmonary Hemorrhage Originating in the Perinatal Period	2	1	1
P27 Chronic Respiratory Disease Originating in the Perinatal Period	3	2	1
P28 Other Respiratory Conditions Originating in the Perinatal Period	11	4	7
P29 Cardiovascular Disorders Originating in the Perinatal Period	6	2	4
<b>Infections Specific to Perinatal Period (P35-P39)</b>	<b>14</b>	<b>8</b>	<b>6</b>
P35 Congenital Viral Diseases	1		1
P36 Bacterial Sepsis of Newborn	13	8	5
<b>Hemorrhagic and Hematological Disorders of Fetus and Newborn (P50-P61)</b>	<b>12</b>	<b>6</b>	<b>6</b>
P52 Intracranial Nontraumatic Hemorrhage of Fetus and Newborn	10	5	5
P54 Other Neonatal Hemorrhages	1		1
P61 Other Perinatal Hematological Disorders	1	1	
<b>Digestive System Disorders of Fetus and Newborn (P75-P78)</b>	<b>8</b>	<b>7</b>	<b>1</b>
P77 Necrotizing Enterocolitis of Fetus and Newborn	8	7	1
<b>Conditions Involving the Integument and Temperature Regulation of Fetus/Newborn (P80-P83)</b>	<b>5</b>	<b>4</b>	<b>1</b>
P83 Other Conditions of Integument Specific to Fetus and Newborn	5	4	1
<b>Other Disorders Originating In Perinatal Period (P90-P96)</b>	<b>11</b>	<b>7</b>	<b>4</b>
P91 Other Disturbances of Cerebral Status of Newborn	5	3	2
P94 Disorders of Muscle Tone of Newborn	1	1	
P96 Other Conditions Originating In the Perinatal Period	5	3	2
<b>XVII. Congenital Malformations/Deformations/Chromosomal Abnormalities (Q00-Q99)</b>	<b>215</b>	<b>122</b>	<b>93</b>
<b>Congenital Malformations of the Nervous System (Q00-Q07)</b>	<b>30</b>	<b>16</b>	<b>14</b>
Q00 Anencephaly and Similar Malformations	5	2	3
Q02 Microcephaly	2	1	1
Q03 Congenital Hydrocephalus	5	3	2
Q04 Other Congenital Malformations of Brain	8	5	3
Q05 Spina Bifida	5	2	3
Q07 Other Congenital Malformations of Nervous System	5	3	2

## Cause of Death

<b>Underlying Cause of Death</b>	<b>Total</b>	<b>Male</b>	<b>Female</b>
<b>Congenital Malformations of the Circulatory System (Q20-Q28)</b>	<b>69</b>	<b>41</b>	<b>28</b>
Q20 Congenital Malformations of Cardiac Chambers and Connections	4	3	1
Q21 Congenital Malformations of Cardiac Septa	7	1	6
Q22 Congenital Malformations of Pulmonary and Tricuspid Valves	2	2	
Q23 Congenital Malformations of Aortic and Mitral Valves	10	5	5
Q24 Other Congenital Malformations of the Heart	32	21	11
Q25 Congenital Malformations of Great Arteries	5	3	2
Q27 Other Congenital Malformations of Peripheral Vascular System	7	4	3
Q28 Other Congenital Malformations of Circulatory System	2	2	
<b>Congenital Malformations of the Respiratory System (Q30-Q34)</b>	<b>9</b>	<b>5</b>	<b>4</b>
Q30 Congenital Malformations of Nose	1		1
Q32 Congenital Malformations of Trachea and Bronchus	1	1	
Q33 Congenital Malformations of Lung	7	4	3
<b>Other Congenital Malformations of the Digestive System (Q38-Q45)</b>	<b>5</b>	<b>2</b>	<b>3</b>
Q39 Congenital Malformations of Esophagus	1		1
Q41 Congenital Absence, Atresia and Stenosis of Small Intestine	1		1
Q43 Other Congenital Malformations of Intestine	1	1	
Q44 Congenital Malformations of Gallbladder, Bile Ducts and Liver	1		1
Q45 Other Congenital Malformations of Digestive System	1	1	
<b>Congenital Malformations of the Urinary System (Q60-Q64)</b>	<b>17</b>	<b>9</b>	<b>8</b>
Q60 Renal Agenesis and Other Reduction Defects of Kidney	7	4	3
Q61 Cystic Kidney Disease	9	4	5
Q63 Other Congenital Malformations of Kidney	1	1	
<b>Congenital Malformations and Deformations of the Musculoskeletal System (Q65-Q79)</b>	<b>13</b>	<b>5</b>	<b>8</b>
Q67 Congenital Musculoskeletal Deformities of Head/Face/Spine/Chest	2	1	1
Q74 Other Congenital Malformations of Limb(s)	1		1
Q78 Other Osteochondrodysplasias	2		2
Q79 Congenital Malformations of the Musculoskeletal System, Not Elsewhere Classified	8	4	4
<b>Other Congenital Malformations (Q80-Q89)</b>	<b>21</b>	<b>14</b>	<b>7</b>
Q85 Phakomatoses, Not Elsewhere Classified	4	2	2
Q87 Other Specified Congenital Malformation Syndromes Affect Multiple Systems	7	5	2
Q89 Other Congenital Malformations, Not Elsewhere Classified	10	7	3
<b>Chromosomal Abnormalities, Not Elsewhere Classified (Q90-Q99)</b>	<b>51</b>	<b>30</b>	<b>21</b>
Q90 Downs Syndrome	28	16	12
Q91 Edwards Syndrome and Patau Syndrome	15	8	7
Q92 Other Trisomies and Partial Trisomies of the Autosomes, Not Elsewhere Classified	1	1	
Q93 Monosomies and Deletions from the Autosomes, Not Elsewhere Classified	2	1	1
Q99 Other Chromosome Abnormalities, Not Elsewhere Classified	5	4	1

## Cause of Death

Underlying Cause of Death	Total	Male	Female
XVIII. Symptoms, Signs and Abnormal Clinical and Laboratory Findings, Not Elsewhere Classified (R00-R99)	220	96	123
<b>Symptoms and Signs Involving the Circulatory and Respiratory Systems (R00-R09)</b>	<b>7</b>	<b>3</b>	<b>4</b>
R00 Abnormalities of Heart Beat	1		1
R04 Hemorrhage From Respiratory Passages	1		1
R06 Abnormalities of Breathing	2	2	
R09 Other Symptoms and Signs Involving Circulatory and Respiratory System	3	1	2
<b>Symptoms and Signs Involving the Digestive System and Abdomen (R10-R19)</b>	<b>12</b>	<b>1</b>	<b>11</b>
R10 Abdominal and Pelvic Pain	2		2
R13 Dysphagia	1	1	
R18 Ascites	1		1
R19 Other Symptoms and Signs Involving the Digestive System and Abdomen	8		8
<b>Symptoms and Signs Involving the Nervous and Musculoskeletal Systems (R25-R29)</b>	<b>2</b>	<b>1</b>	<b>1</b>
R29 Other Symptoms and Signs Involving the Nervous and Musculoskeletal System	2	1	1
<b>General Symptoms and Signs (R50-R69)</b>	<b>87</b>	<b>25</b>	<b>62</b>
R52 Pain, Not Elsewhere Classified	1		1
R53 Malaise and Fatigue	7	1	6
R54 Senility	17	4	13
R56 Convulsions, Not Elsewhere Classified	20	10	10
R57 Shock, Not Elsewhere Classified	2		2
R58 Hemorrhage, Not Elsewhere Classified	4	1	3
R60 Edema, Not Elsewhere Classified	2	1	1
R62 Lack of Expected Normal Physiological Development	12	1	11
R63 Symptoms and Signs Concerning Food and Fluid Intake	8	2	6
R64 Cachexia	10	2	8
R68 Other General Symptoms and Signs	4	3	1
<b>Abnormal Findings On Diagnostic Imaging and In Function Studies, Without Diagnosis (R90-R94)</b>	<b>3</b>	<b>2</b>	<b>1</b>
R91 Abnormal Findings On Diagnostic Imaging of Lung	3	2	1
<b>Ill-Defined and Unknown Causes of Mortality (R95-R99)</b>	<b>109</b>	<b>64</b>	<b>44</b>
R95 Sudden Infant Death Syndrome	41	25	16
R99 Other Ill-Defined and Unspecified Causes of Mortality	68	39	28
XX. External Causes of Morbidity and Mortality (V01-Y89)	3,426	2,214	1,212
<b>Pedestrian Injured In Transport Accident (V01-V09)</b>	<b>60</b>	<b>38</b>	<b>22</b>
V03 Pedestrian Injured in Collision with Car, Pick-Up Truck or Van	46	30	16
V04 Pedestrian Injured in Collision with Heavy Transport Vehicle or Bus	2	1	1
V05 Pedestrian Injured in Collision with Railway Train Or Railway Vehicle	3	2	1
V09 Pedestrian Injured in Other and Unspecified Transport Accidents	9	5	4
<b>Pedal Cyclist Injured In Transport Accident (V10-V19)</b>	<b>15</b>	<b>12</b>	<b>3</b>
V13 Pedal Cyclist Injured in Collision with Car, Pick-Up Truck or Van	6	5	1
V14 Pedal Cyclist Injured in Collision with Heavy Transport Vehicle or Bus	1	1	
V17 Pedal Cyclist Injured in Collision with Fixed or Stationary Object	1	1	

## Cause of Death

<b>Underlying Cause of Death</b>	<b>Total</b>	<b>Male</b>	<b>Female</b>
V18 Pedal Cyclist Injured in Noncollision Transport Accident	5	4	1
V19 Pedal Cyclist Injured in Other and Unspecified Transport Accidents	2	1	1
<b>Motorcycle Rider Injured In Transport Accident (V20-V29)</b>	<b>89</b>	<b>74</b>	<b>15</b>
V20 Motorcycle Rider Injured in Collision with Pedestrian Or Animal	9	5	4
V23 Motorcycle Rider Injured in Collision with Car, Pick-Up Truck or Van	27	22	5
V24 Motorcycle Rider Injured in Collision with Heavy Transport Vehicle or Bus	5	4	1
V26 Motorcycle Rider Injured in Collision with Other Nonmotor Vehicle	1	1	
V27 Motorcycle Rider Injured in Collision with Fixed or Stationary Object	13	12	1
V28 Motorcycle Rider Injured in Noncollision Transport Accident	30	27	3
V29 Motorcycle Rider Injured in Other and Unspecified Transport Accidents	4	3	1
<b>Car Occupant Injured In Transport Accident (V40-V49)</b>	<b>329</b>	<b>195</b>	<b>134</b>
V40 Car Occupant Injured in Collision with Pedestrian Or Animal	4	3	1
V42 Car Occupant Injured in Collision with 2-3 Wheeled Motor Vehicle	1		1
V43 Car Occupant Injured in Collision with Car/Pick-Up Truck/Van	129	64	65
V44 Car Occupant Injured in Collision with Heavy Transport Vehicle Or Bus	31	22	9
V45 Car Occupant Injured in Collision with Railway Train/Railway Vehicle	4	4	
V47 Car Occupant Injured in Collision with Fixed Or Stationary Object	79	47	32
V48 Car Occupant Injured in Noncollision Transport Accident	77	53	24
V49 Car Occupant Injured in Other and Unspecified Transport Accidents	4	2	2
<b>Occupant of Pick-Up Truck Or Van Injured In Transport Accident (V50-V59)</b>	<b>71</b>	<b>53</b>	<b>18</b>
V53 Occupant of Pick-Up Truck or Van Injured In Collision with Car, Pick-Up Truck or Van	22	16	6
V54 Occupant of Pick-Up Truck or Van Injured In Collision with Heavy Transport Vehicle or Bus	4	2	2
V57 Occupant of Pick-Up Truck or Van Injured In Collision with Fixed or Stationary Object	9	9	
V58 Occupant of Pick-Up Truck or Van Injured In NonCollision Transport Accident	36	26	10
<b>Occupant of Heavy Transport Vehicle Injured In Transport Accident (V60-V69)</b>	<b>6</b>	<b>5</b>	<b>1</b>
V63 Occupant of Heavy Transport Vehicle Injured In Collision with Car, Pick-Up Truck or Van	2	1	1
V64 Occupant of Heavy Transport Vehicle Injured In Collision with Heavy Transport Vehicle or Bus	1	1	
V68 Occupant of Heavy Transport Vehicle Injured In NonCollision Transport Accident	3	3	
<b>Other Land Transport Accidents (V80-V89)</b>	<b>67</b>	<b>54</b>	<b>13</b>
V84 Occupant of Special Vehicle Mainly Used In Agriculture Injured in Transport Accident	3	3	
V86 Occupant of Special All-Terrain or Other Motor Vehicles Designed Primarily for Off-Road Use, Injured in Transport Accident	33	27	6
V87 Traffic Accident of Specified Type But Victims Mode of Transport Unknown	13	12	1
V89 Motor or Nonmotor Vehicle Accident, Type of Vehicle Unspecified	18	12	6
<b>Water Transport Accidents (V90-V94)</b>	<b>8</b>	<b>7</b>	<b>1</b>
V90 Accident to Watercraft Causing Drowning and Submersion	3	3	
V91 Accident to Watercraft Causing Other Injury	1		1

## Cause of Death

Underlying Cause of Death	Total	Male	Female
V92 Water Transport-Related Drowning and Submersion Without Accident to Watercraft	3	3	
V94 Other and Unspecified Water Transport Accidents	1	1	
<b>Air and Space Transport Accidents (V95-V97)</b>	<b>15</b>	<b>14</b>	<b>1</b>
V95 Accident to Powered Aircraft Causing Injury to Occupant	13	12	1
V97 Other Specified Air Transport Accidents	2	2	
<b>Falls (W00-W19)</b>	<b>918</b>	<b>434</b>	<b>484</b>
W00 Fall On Same Level Involving Ice and Snow	24	20	4
W01 Fall On Same Level From Slipping, Tripping and Stumbling	34	11	23
W04 Fall While Being Carried or Supported By Other Persons	7	1	6
W05 Fall Involving Wheelchair	32	14	18
W06 Fall Involving Bed	59	14	45
W07 Fall Involving Chair	15	6	9
W08 Fall Involving Other Furniture	9	3	6
W10 Fall On and from Stairs and Steps	94	56	38
W11 Fall On and from Ladder	5	5	
W12 Fall On and from Scaffolding	1	1	
W13 Fall From, Out of or Through Building Or Structure	18	15	3
W14 Fall From Tree	1	1	
W16 Diving/Jumping Into Water Causing Injury Other Than Drowning/Submersion	1	1	
W17 Other Fall From One Level to Another	10	8	2
W18 Other Fall On Same Level	339	159	180
W19 Unspecified Fall	269	119	150
<b>Exposure to Inanimate Mechanical Forces (W20-W49)</b>	<b>59</b>	<b>50</b>	<b>9</b>
W20 Struck By Thrown, Projected or Falling Object	13	11	2
W22 Striking Against or Struck By Other Equipment	4	2	2
W23 Caught, Crushed, Jammed or Pinched in or Between Objects	5	4	1
W25 Contact with Sharp Glass	1	1	
W30 Contact with Agricultural Machinery	13	13	
W31 Contact with Other and Unspecified Machinery	7	7	
W32 Handgun Discharge	1	1	
W33 Rifle, Shotgun and Larger Firearm Discharge	7	4	3
W37 Explosion and Rupture of Pressurized Tire, Pipe or Hose	1	1	
W39 Discharge of Firework	2	2	
W40 Explosion of Other Materials	5	4	1
<b>Exposure to Animate Mechanical Forces (W50-W64)</b>	<b>4</b>	<b>3</b>	<b>1</b>
W50 Hit/Struck/Kicked/Twisted/Bitten or Scratched By Another Person	1	1	
W55 Bitten or Struck By Other Mammals	2	1	1
W64 Exposure to Other and Unspecified Animate Mechanical Forces	1	1	
<b>Accidental Drowning and Submersion (W65-W74)</b>	<b>59</b>	<b>44</b>	<b>15</b>
W65 Drowning and Submersion While In Bathtub	9	5	4
W67 Drowning and Submersion While in Swimming Pool	10	3	7
W68 Drowning and Submersion Following Fall into Swimming Pool	1	1	

## Cause of Death

<b>Underlying Cause of Death</b>	<b>Total</b>	<b>Male</b>	<b>Female</b>
W69 Drowning and Submersion While in Natural Water	18	16	2
W70 Drowning and Submersion Following Fall into Natural Water	15	13	2
W74 Unspecified Drowning and Submersion	6	6	
<b>Other Accidental Threats to Breathing (W75-W84)</b>	<b>101</b>	<b>64</b>	<b>37</b>
W75 Accidental Suffocation and Strangulation in Bed	18	11	7
W76 Other Accidental Hanging and Strangulation	5	4	1
W77 Threat to Breathing Due to Cave-In/Falling Earth/Other Substances	1	1	
W78 Inhalation of Gastric Contents	6	3	3
W79 Inhalation and Ingestion of Food Causing Obstruction of Respiratory Tract	26	19	7
W80 Inhalation and Ingestion of Other Objects Causing Obstruction of Respiratory Tract	29	16	13
W83 Other Specified Threats To Breathing	6	4	2
W84 Unspecified Threat to Breathing	10	6	4
<b>Exposure to Electric Current/Radiation/Extreme Ambient Air Temperature and Pressure (W85-W99)</b>	<b>3</b>	<b>3</b>	
W85 Exposure to Electric Transmission Lines	1	1	
W87 Exposure to Unspecified Electric Current	1	1	
W92 Exposure to Excessive Heat of Man-Made Origin	1	1	
<b>Exposure to Smoke, Fire and Flames (X00-X09)</b>	<b>46</b>	<b>25</b>	<b>21</b>
X00 Exposure to Uncontrolled Fire in Building or Structure	40	20	20
X01 Exposure to Uncontrolled Fire, Not in Building or Structure	1	1	
X02 Exposure to Controlled Fire in Building/Structure	1		1
X04 Exposure to Ignition of Highly Flammable Material	1	1	
X06 Exposure to Ignition or Melting of Other Clothing and Apparel	2	2	
X08 Exposure to Other Specified Smoke, Fire and Flames	1	1	
<b>Contact With Heat and Hot Substances (X10-X19)</b>	<b>1</b>		<b>1</b>
X11 Contact with Hot Tap-Water	1		1
<b>Contact With Venomous Animals and Plants (X20-X29)</b>	<b>4</b>	<b>4</b>	
X23 Contact with Hornets, Wasps and Bees	3	3	
X25 Contact with Other Specified Venomous Arthropods	1	1	
<b>Exposure to Forces of Nature (X30-X39)</b>	<b>30</b>	<b>19</b>	<b>11</b>
X30 Exposure to Excessive Natural Heat	1	1	
X31 Exposure to Excessive Natural Cold	28	17	11
X33 Exposure to Lightning	1	1	
<b>Accidental Poisoning By and Exposure to Noxious Substances (X40-X49)</b>	<b>481</b>	<b>322</b>	<b>159</b>
X40 Accidental Poisoning by and Exposure to Nonopioid Analgesics, Antipyretics and Antirheumatics	6	3	3
X41 Accidental Poisoning by and Exposure to Antiepileptic, Sedative-Hypnotic, Antiparkinsonism and Psychotropic Drugs, Not Elsewhere Classified	23	10	13
X42 Accidental Poisoning by and Exposure to Narcotics and Psychodysleptics (Hallucinogens), Not Elsewhere Classified	229	167	62
X44 Accidental Poisoning by and Exposure to Other and Unspecified Drugs, Medicaments & Biological Substances	172	101	71
X45 Accidental Poisoning by and Exposure to Alcohol	39	30	9

## Cause of Death

Underlying Cause of Death	Total	Male	Female
X46 Accidental Poisoning by and Exposure to Organic Solvents and Halogenated Hydrocarbons and Their Vapors	1	1	
X47 Accidental Poisoning by and Exposure to Other Gases and Vapors	6	6	
X49 Accidental Poisoning by and Exposure to Other and Unspecified Chemicals and Noxious Substances	5	4	1
<b>Overexertion, Travel and Privation (X50-X57)</b>	<b>1</b>	<b>1</b>	
X50 Overexertion and Strenuous or Repetitive Movements	1	1	
<b>Accidental Exposure to Other and Unspecified Factors (X58-X59)</b>	<b>32</b>	<b>12</b>	<b>20</b>
X58 Exposure to Other Specified Factors	2	2	
X59 Exposure to Unspecified Factor	30	10	20
<b>Intentional Self-Harm (X60-X84)</b>	<b>734</b>	<b>577</b>	<b>157</b>
X60 Intentional Self-Poisoning by and Exposure to Nonopioid Analgesics, Antipyretics and Antirheumatics	4	1	3
X61 Intentional Self-Poisoning by and Exposure to Antiepileptic, Sedative-Hypnotic, Antiparkinsonism and Psychotropic Drugs, Not Elsewhere Classified	21	10	11
X62 Intentional Self-Poisoning by and Exposure to Narcotics and Psychodysleptics (Hallucinogens), Not Elsewhere Classified	13	4	9
X64 Intentional Self-Poisoning by and Exposure to Other and Unspecified Drugs, Medicaments and Biological Substances	86	37	49
X65 Intentional Self-Poisoning by and Exposure to Alcohol	6	4	2
X66 Intentional Self-Poisoning by and Exposure to Organic Solvents, Halogenated Hydrocarbons and Their Vapors	4	1	3
X67 Intentional Self-Poisoning by and Exposure to Other Gases and Vapors	22	18	4
X69 Intentional Self-Poisoning by and Exposure to Other and Unspecified Chemicals and Noxious Substances	1		1
X70 Intentional Self-Harm By Hanging, Strangulation and Suffocation	173	150	23
X71 Intentional Self-Harm By Drowning and Submersion	7	3	4
X72 Intentional Self-Harm By Handgun Discharge	169	146	23
X73 Intentional Self-Harm By Rifle, Shotgun and Larger Firearm Discharge	149	135	14
X74 Intentional Self-Harm By Other and Unspecified Firearm Discharge	25	24	1
X76 Intentional Self-Harm By Smoke, Fire and Flames	6	3	3
X78 Intentional Self-Harm By Sharp Object	23	22	1
X80 Intentional Self-Harm By Jumping from a High Place	14	10	4
X81 Intentional Self-Harm By Jumping or Lying Before Moving Object	6	4	2
X82 Intentional Self-Harm By Crashing of Motor Vehicle	3	3	
X83 Intentional Self-Harm By Other Specified Means	1	1	
X84 Intentional Self-Harm By Unspecified Means	1	1	
<b>Assault (X85-Y09)</b>	<b>149</b>	<b>100</b>	<b>49</b>
X85 Assault by Drugs, Medicaments and Biological Substances	1		1
X91 Assault by Hanging, Strangulation and Suffocation	6	4	2
X92 Assault by Drowning and Submersion	1	1	
X93 Assault by Handgun Discharge	42	34	8
X94 Assault by Rifle, Shotgun and Larger Firearm Discharge	9	5	4
X95 Assault by Other and Unspecified Firearm Discharge	27	19	8
X97 Assault by Fire and Flames	2		2



## Cause of Death

<b>Underlying Cause of Death</b>	<b>Total</b>	<b>Male</b>	<b>Female</b>
X99 Assault by Sharp Object	19	8	11
Y00 Assault by Blunt Object	2		2
Y01 Assault by Pushing from High Place	2	1	1
Y04 Assault by Bodily Force	4	4	
Y06 Neglect and Abandonment	3	3	
Y07 Other Maltreatment Syndromes	6	4	2
Y08 Assault by Other Specified Means	5	4	1
Y09 Assault by Unspecified Means	20	13	7
<b>Event of Undetermined Intent (Y10-Y34)</b>	<b>64</b>	<b>43</b>	<b>21</b>
Y10 Poisoning by and Exposure to Nonopioid Analgesics, Antipyretics and Antirheumatics, Undetermined Intent	2	2	
Y11 Poisoning by and Exposure to Antiepileptic, Sedative-Hypnotic, Antiparkinsonism and Psychotropic Drugs, Not Elsewhere Classified, Undeter. Intent	1	1	
Y12 Poisoning by and Exposure to Narcotics and Psychodysleptics (Hallucinogens), Not Elsewhere Classified, Undetermined Intent	13	7	6
Y14 Poisoning by and Exposure to Other and Unspecified Drugs, Medicaments and Biological Substances, Undetermined Intent	23	14	9
Y19 Poisoning by and Exposure to Other and Unspecified Chemicals and Noxious Substances, Undetermined Intent	1	1	
Y20 Hanging, Strangulation and Suffocation, Undetermined Intent	3	3	
Y21 Drowning and Submersion, Undetermined Intent	4	2	2
Y22 Handgun Discharge, Undetermined Intent	3	2	1
Y26 Exposure to Smoke, Fire and Flames, Undetermined Intent	2	1	1
Y30 Falling, Jumping Or Pushed From A High Place, Undetermined Intent	3	3	
Y31 Falling, Lying or Running Before or Into Moving Object, Undetermined Intent	1	1	
Y33 Other Specified Events, Undetermined Intent	2	2	
Y34 Unspecified Event, Undetermined Intent	6	4	2
<b>Legal Intervention and Operations Of War (Y35-Y36)</b>	<b>8</b>	<b>8</b>	
Y35 Legal Intervention	8	8	
<b>Complications of Medical and Surgical Care (Y40-Y59)</b>	<b>5</b>	<b>3</b>	<b>2</b>
Y42 Hormones and Their Synthetic Substitutes and Antagonists, Not Elsewhere Classified	2	1	1
Y43 Primarily Systemic Agents	1	1	
Y44 Agents Primarily Affecting Blood Constituents	1		1
Y57 Other and Unspecified Drugs and Medicaments	1	1	
<b>Misadventures to Patients During Surgical and Medical Care (Y60-Y69)</b>	<b>3</b>	<b>2</b>	<b>1</b>
Y60 Unintentional Cut, Puncture, Perforation or Hemorrhage During Surgical and Medical Care	3	2	1
<b>Surgical and Other Medical Procedures As Cause of Abnormal Reaction of the Patient, or of Later Complication, Without Mention of Misadventure at the Time of the Procedure (Y83-Y84)</b>	<b>13</b>	<b>4</b>	<b>9</b>
Y83 Surgical Operation and Other Surgical Procedures as Cause of Abnormal Reaction of the Patient, or of Later Complication, Without Mention of Misadventure at the Time of Procedure	10	3	7
Y84 Other Medical Procedures as Cause of Abnormal Reaction of Patient, or of Later Complication, Without Mention of Misadventure at Time of Procedure	3	1	2

### Cause of Death

<b>Underlying Cause of Death</b>	<b>Total</b>	<b>Male</b>	<b>Female</b>
<b>Sequelae of External Causes of Morbidity and Mortality (Y85-Y89)</b>	<b>51</b>	<b>44</b>	<b>7</b>
Y85 Sequelae of Transport Accidents	23	22	1
Y86 Sequelae of Other Accidents	21	16	5
Y87 Sequelae of Intentional Self-Harm, Assault and Events of Undetermined Intent	6	6	
Y88 Sequelae of Surgical and Medical Care As External Cause	1		1

Source: Office of Health Informatics, Division of Public Health, Department of Health Services.

Note: Underlying cause of death is the disease or injury that initiated events resulting in death.  
Included in the total is one death for which sex was unknown.

## **Technical Notes**

### **Reporting Requirements**

As specified in Chapter 69, Wisconsin Statutes, the following is a brief outline of the sequence of events that take place when a death occurs in Wisconsin:

- Within 24 hours after being notified of a death, the filing party (usually a funeral director) must present a certificate of death to the physician or medical examiner responsible for completing and signing the medical certification.
- The medical certifier has six days after pronouncement of death to return the certificate of death back to the filing party.
- Within two days after receipt of the medical certification, the filing party must present the death certificate to the registration district (local Register of Deeds or City Health Office).
- There should be no more than nine calendar days total from date of death until filing at a local office.
- The local Register of Deeds or City Health Office must transmit the death certificate to the State Registrar within ten working days (not including weekends) after its receipt from the filing party.
- State statute allows up to 21 days from the date of death for notification to the State Registrar.

### International Classification of Disease (ICD-10) Codes

Causes of death for deaths that occurred in 2008 have been coded according to the World Health Organization's *International Classification of Diseases—Tenth Revision* (Geneva, Switzerland, 1992). This classification system is the current standard used by the National Center for Health Statistics. All of the cause-of-death groupings utilized in this report were recommended for state use by the National Center for Health Statistics and the World Health Organization.

Listed below are the ICD-10 codes used for ranking leading causes of death in Tables 11, 12, 13, 17, 18, 19, 20, 21 and 22 (List A). Please note that different groupings are used for ranking leading causes of infant deaths (age less than one year) in Tables 11, 12 and 13 (List B).

#### List A

Salmonella Infections (A01-A02)  
Shigellosis and Amebiasis (A03, A06)  
Tuberculosis (A16-A19)  
Whooping Cough (A37)  
Scarlet Fever and Erysipelas (A38, A46)  
Meningococcal Infection (A39)  
Septicemia (A40-A41)  
Syphilis (A50-A53)  
Acute Poliomyelitis (A80)  
Arthropod-Borne Viral Encephalitis (A83-A84, A85.2)  
Measles (B05)  
Viral Hepatitis (B15-B19)  
Human Immunodeficiency Virus (HIV) Disease (B20-B24)  
Malaria (B50-B54)  
Malignant Neoplasms (Cancer) (C00-C97)  
In Situ Neoplasms, Benign Neoplasms and Neoplasms of Uncertain or Unknown Behavior (D00-D48)  
Anemias (D50-D64)  
Diabetes Mellitus (E10-E14)  
Nutritional Deficiencies (E40-E64)  
Meningitis (G00, G03)  
Parkinson's Disease (G20-G21)  
Alzheimer's Disease (G30)  
Diseases of the Heart (I00-I09, I11, I13, I20-I51)  
Essential Hypertension and Hypertensive Renal Disease (I10, I12, I15)  
Cerebrovascular Diseases (Stroke) (I60-I69)  
Atherosclerosis (I70)  
Aortic Aneurysm and Dissection (I71)  
Influenza and Pneumonia (J09-J18)  
Acute Bronchitis and Bronchiolitis (J20-J21)  
Chronic Lower Respiratory Diseases (J40-J47)  
Pneumoconioses and Chemical Effects (J60-J66, J68)  
Pneumonitis Due to Solids and Liquids (J69)  
Peptic Ulcer (K25-K28)  
Diseases of Appendix (K35-K38)  
Hernia (K40-K46)

Chronic Liver Disease and Cirrhosis (K70, K73-K74)  
Cholelithiasis and Other Disorders of Gallbladder (K80-K82)  
Nephritis, Nephrotic Syndrome and Nephrosis (N00-N07, N17-N19, N25-N27)  
Infections of Kidney (N10-N12, N13.6, N15.1)  
Hyperplasia of Prostate (N40)  
Inflammatory Disease of Female Pelvic Organs (N70-N76)  
Pregnancy, Childbirth and the Puerperium (O00-O99)  
Certain Conditions Originating in the Perinatal Period (P00-P96)  
Congenital Malformations, Deformations and Chromosomal Abnormalities (Q00-Q99)  
Accidents (excluding medical/surgical complications) (V01-X59, Y85-Y86)  
Intentional Self-Harm (Suicide) (U03, X60-X84, Y87.0)  
Assault (Homicide) (U01-U02, X85-Y09, Y87.1)  
Legal Intervention (Y35, Y89.0)  
Operations of War and Their Sequelae (Y36, Y89.1)  
Complications of Medical and Surgical Care (Y40-Y84, Y88)  
All Other (All Other Codes)

**List B (used for Tables 11, 12 and 13 for infants only)**

Diarrhea and Gastroenteritis of Presumed Infectious Origin (A09)  
Tuberculosis (A16-A19)  
Tetanus (A33, A35)  
Diphtheria (A36)  
Whooping Cough (A37)  
Meningococcal Infection (A39)  
Septicemia (A40-A41)  
Congenital Syphilis (A50)  
Gonococcal Infection (A54)  
Acute Poliomyelitis (A80)  
Varicella (Chickenpox) (B01)  
Measles (B05)  
Human Immunodeficiency Virus (HIV) Disease (B20-B24)  
Mumps (B26)  
Candidiasis (B37)  
Malaria (B50-B54)  
Pneumocystosis (B59)  
Malignant Neoplasms (C00-C97)  
In Situ Neoplasms, Benign Neoplasms and Neoplasms of Uncertain or Unknown Behavior (D00-D48)  
Diseases of the Blood and Blood-Forming Organs and Certain Disorders Involving the Immune Mechanism (D50-D89)  
Short Stature, Not Elsewhere Classified (E34.3)  
Nutritional Deficiencies (E40-E64)  
Cystic Fibrosis (E84)  
Volume Depletion, Disorders of Fluid, Electrolyte and Acid-Base Balance (E86-E87)  
Meningitis (G00, G03)  
Infantile Spinal Muscular Atrophy, Type I (Werdnig-Hoffman) (G12.0)  
Infantile Cerebral Palsy (G80)  
Anoxic Brain Damage, Not Elsewhere Classified (G93.1)  
Diseases of the Ear and Mastoid Process (H60-H93)

Diseases of the Circulatory System (I00-I99)  
Acute Upper Respiratory Infections (J00-J06)  
Influenza and Pneumonia (J09-J18)  
Acute Bronchitis and Acute Bronchiolitis (J20-J21)  
Bronchitis, Chronic and Unspecified (J40-J42)  
Asthma (J45-J46)  
Pneumonitis Due to Solids and Liquids (J69)  
Gastritis, Duodenitis and Noninfective Enteritis and Colitis (K29, K50-K55)  
Hernia of Abdominal Cavity and Intestinal Obstruction Without Hernia (K40-K46, K56)  
Renal Failure and Other Disorders of Kidney (N17-N19, N25, N27)  
Newborn Affected by Maternal Hypertensive Disorders (P00.0)  
Newborn Affected by Other Maternal Conditions Which May be Unrelated to  
Present Pregnancy (P00.1-P00.9)  
Newborn Affected by Maternal Complications of Pregnancy (P01)  
Newborn Affected by Complications of Placenta, Cord and Membranes (P02)  
Newborn Affected by Other Complications of Labor and Delivery (P03)  
Newborn Affected by Noxious Influences Transmitted Via Placenta or Breast Milk (P04)  
Slow Fetal Growth and Fetal Malnutrition (P05)  
Disorders Related to Short Gestation and Low Birth Weight, Not Elsewhere Classified (P07)  
Disorders Related to Long Gestation and High Birth Weight (P08)  
Birth Trauma (P10-P15)  
Intrauterine Hypoxia and Birth Asphyxia (P20-P21)  
Respiratory Distress of Newborn (P22)  
Congenital Pneumonia (P23)  
Neonatal Aspiration Syndromes (P24)  
Interstitial Emphysema and Related Conditions Originating in the Perinatal Period (P25)  
Pulmonary Hemorrhage Originating in the Perinatal Period (P26)  
Chronic Respiratory Disease Originating in the Perinatal Period (P27)  
Atelectasis (P28.0-P28.1)  
Bacterial Sepsis of Newborn (P36)  
Omphalitis of Newborn With or Without Mild Hemorrhage (P38)  
Neonatal Hemorrhage (P50-P52, P54)  
Hemorrhagic Disease of Newborn (P53)  
Hemolytic Disease of Newborn Due to Isoimmunization and Other Perinatal  
Jaundice (P55-P59)  
Hematological Disorders (P60-P61)  
Syndrome of Infant of a Diabetic Mother and Neonatal Diabetes Mellitus (P70.0-P70.2)  
Necrotizing Enterocolitis of Newborn (P77)  
Hydrops Fetalis Not Due to Hemolytic Disease (P83.2)  
Congenital Malformations, Deformations and Chromosomal Abnormalities (Q00-Q99)  
Sudden Infant Death Syndrome (R95)  
Accidents (excluding medical/surgical complications) (V01-X59)  
Assault (Homicide) (U01-U02, X85-Y09)  
Complications of Medical and Surgical Care (Y40-Y84)  
All Other (All Other Codes)

**International Classification of Disease (ICD-10) codes used for groupings in Table 10:**

Tuberculosis (A16-A19)  
Syphilis (A50-A53)  
Human Immunodeficiency Virus (HIV) Disease (B20-B24)  
Malignant Neoplasms (Cancer) (C00-C97)  
Diabetes Mellitus (E10-E14)  
Alzheimer's Disease (G30)  
Diseases of the Heart (I00-I09, I11, I13, I20-I51)  
Essential Hypertension and Hypertensive Renal Disease (I10, I12, I15)  
Cerebrovascular Diseases (Stroke) (I60-I69)  
Atherosclerosis (I70)  
Other Diseases of Circulatory System (I71-I78)  
Influenza and Pneumonia (J09-J18)  
Chronic Lower Respiratory Diseases (J40-J47)  
Peptic Ulcer (K25-K28)  
Chronic Liver Disease and Cirrhosis (K70, K73-K74)  
Nephritis, Nephrotic Syndrome and Nephrosis (N00-N07, N17-N19, N25-N27)  
Pregnancy, Childbirth and the Puerperium (O00-O99)  
Certain Conditions Originating in the Perinatal Period (P00-P96)  
Congenital Malformations, Deformations and Chromosomal Abnormalities (Q00-Q99)  
Sudden Infant Death Syndrome (R95)  
Symptoms, Signs and Abnormal Clinical and Laboratory Findings,  
Not Elsewhere Classified (R00-R94, R96-R99)  
Motor Vehicle Accidents (V02-V04, V09.0, V09.2, V12-V14, V19.0-V19.2, V19.4-V19.6,  
V20-V79, V80.3-V80.5, V81.0-V81.1, V82.0-V82.1, V83-V86, V87.0-V87.8,  
V88.0-V88.8, V89.0, V89.2)  
All Accidents (except motor vehicle) (V01, V05-V06, V09.1, V09.3-V09.9, V10-V11,  
V15-V18, V19.3, V19.8-V19.9, V800-V802, V80.6-V80.9, V81.2-V81.9,  
V82.2-V82.9, V87.9, V88.9, V89.1, V89.3, V89.9, V90-X59, Y40-Y86, Y88)  
Intentional Self-Harm (Suicide) (U03, X60-X84, Y87.0)  
Assault (Homicide) (U01-U02, X85-Y09, Y87.1)  
All Other External Causes (Y10-Y36, Y89, Y87.2)  
All Other Diseases (All Other Disease Codes)

**International Classification of Disease (ICD-10) codes used for groupings in Tables 14, 15, 16 and 23:**

Tuberculosis (A16-A19)  
Syphilis (A50-A53)  
Human Immunodeficiency Virus (HIV) Disease (B20-B24)  
Malignant Neoplasms (Cancer) (C00-C97)  
Malignant Neoplasm of Stomach (C16)  
Malignant Neoplasms of Colon, Rectum and Anus (C18-C21)  
Malignant Neoplasm of Pancreas (C25)  
Malignant Neoplasms of Trachea, Bronchus and Lung (C33-C34)  
Malignant Neoplasm of Breast (C50)  
Malignant Neoplasms of Cervix Uteri, Corpus Uteri and Ovary (C53-C56)  
Malignant Neoplasm of Prostate (C61)  
Malignant Neoplasms of Urinary Tract (C64-C68)

Non-Hodgkin's Lymphoma (C82-C85)  
Leukemia (C91-C95)  
Other Malignant Neoplasms (C00-C15, C17, C22-C24, C26-C32, C37-C49,  
C51-C52, C57-C60, C62-C63, C69-C81, C88, C90, C96-C97)  
Diabetes Mellitus (E10-E14)  
Alzheimer's Disease (G30)  
Major Cardiovascular Diseases (I00-I78)  
    Diseases of the Heart (I00-I09, I11, I13, I20-I51)  
        Hypertensive Heart Disease With or Without Renal Disease (I11, I13)  
        Ischemic Heart Diseases (I20-I25)  
        Other Diseases of the Heart (I00-I09, I26-I51)  
    Essential Hypertension and Hypertensive Renal Disease (I10, I12, I15)  
    Cerebrovascular Diseases (Stroke) (I60-I69)  
    Atherosclerosis (I70)  
    Other Diseases of Circulatory System (I71-I78)  
Influenza and Pneumonia (J09-J18)  
Chronic Lower Respiratory Diseases (J40-J47)  
Peptic Ulcer (K25-K28)  
Chronic Liver Disease and Cirrhosis (K70, K73-K74)  
Nephritis, Nephrotic Syndrome and Nephrosis (N00-N07, N17-N19, N25-N27)  
Pregnancy, Childbirth and the Puerperium (O00-O99)  
Certain Conditions Originating in the Perinatal Period (P00-P96)  
Congenital Malformations, Deformations and Chromosomal Abnormalities (Q00-Q99)  
Sudden Infant Death Syndrome (R95)  
Symptoms, Signs and Abnormal Clinical and Laboratory Findings,  
    Not Elsewhere Classified (R00-R94, R96-R99)  
All Other Diseases (All Other Disease Codes)  
Motor Vehicle Accidents (V02-V04, V09.0, V09.2, V12-V14, V19.0-V19.2, V19.4-V19.6,  
V20-V79, V80.3-V80.5, V81.0-V81.1, V82.0-V82.1, V83-V86, V87.0-V87.8,  
V88.0-V88.8, V89.0, V89.2)  
All Accidents (except motor vehicle) (V01, V05-V06, V09.1, V09.3-V09.9, V10-V11,  
V15-V18, V19.3, V19.8-V19.9, V80.0-V80.2, V80.6-V80.9, V81.2-V81.9,  
V82.2-V82.9, V87.9, V88.9, V89.1, V89.3, V89.9, V90-X59, Y40-Y86, Y88)  
Intentional Self-Harm (Suicide) (U03, X60-X84, Y87.0)  
Assault (Homicide) (U01-U02, X85-Y09, Y87.1)  
All Other External Causes (Y10-Y36, Y89, Y87.2)



## Map 2. Wisconsin Department of Health Services Regions, 2008



Source: Office of Health Informatics, Division of Public Health, Department of Health Services.

Note: New Department of Health Services regions were established in July 1996 and again in February 2004. Effective with 2003 data, Vernon County was included in the Southern Region instead of the Western Region. Comparisons with regional data in previous publications may therefore be affected.

**Table A1. Wisconsin Population Estimates by Age and Sex, July 1, 2008**

Age Group	Total	Male	Female
<b>All Ages</b>	<b>5,672,230</b>	<b>2,818,430</b>	<b>2,853,800</b>
Under 1	72,002	36,818	35,183
1-4	293,390	150,080	143,310
5-9	356,080	181,560	174,520
10-14	365,240	186,490	178,750
15-19	401,140	206,350	194,790
20-24	395,770	201,220	194,550
25-29	382,610	198,870	183,740
30-34	341,670	174,950	166,720
35-39	367,680	186,610	181,070
40-44	405,810	204,820	200,990
45-49	454,410	227,730	226,680
50-54	427,390	214,350	213,040
55-59	368,430	185,160	183,270
60-64	284,120	140,040	144,080
65-69	214,440	102,420	112,020
70-74	167,370	77,130	90,240
75-79	142,290	61,830	80,460
80-84	114,250	45,080	69,170
85-89	77,890	26,240	51,650
90-94	31,760	8,770	22,990
95 +	8,490	1,910	6,580

Source: Office of Health Informatics, Division of Public Health, Department of Health Services.

Note: Numbers may not sum to totals due to rounding.  
 The infant (under age 1) figures are the number of live births to Wisconsin residents that occurred in 2008. The “under 1” total includes one death for which sex is unknown.

**Table A2. Wisconsin Population Estimates by Age and Sex, July 1, 2007**

Age Group	Total	Male	Female
<b>All Ages</b>	<b>5,641,500</b>	<b>2,803,810</b>	<b>2,837,690</b>
Under 1	72,757	37,239	35,518
1-4	286,130	146,390	139,740
5-9	355,980	181,380	174,600
10-14	371,710	190,100	181,610
15-19	402,180	207,120	195,060
20-24	395,640	202,210	193,430
25-29	378,200	197,210	180,990
30-34	338,990	172,900	166,090
35-39	375,730	190,890	184,840
40-44	420,030	211,920	208,110
45-49	454,880	228,070	226,810
50-54	418,140	209,970	208,170
55-59	357,390	179,450	177,940
60-64	272,220	133,730	138,490
65-69	203,300	96,970	106,330
70-74	164,280	75,620	88,660
75-79	144,230	62,320	81,910
80-84	113,860	44,580	69,280
85-89	76,340	25,400	50,940
90-94	31,170	8,490	22,680
95 +	8,340	1,850	6,490

Source: Office of Health Informatics, Division of Public Health, Department of Health Services.

Note: Numbers may not sum to total due to rounding.  
The infant (under age 1) figures are the number of live births to Wisconsin residents that occurred in 2007.

**Table A3. Wisconsin Population Estimates by Race, Ethnicity and Sex, July 1, 2008**

RACE	Total		Hispanic/Latino		Non-Hispanic/Latino	
	Male	Female	Male	Female	Male	Female
White	2,512,006	2,534,800	140,293	119,851	2,371,713	2,414,949
Black/African American	166,142	175,581	5,542	5,691	160,600	169,890
American Indian	27,862	27,982	3,415	3,259	24,447	24,723
Asian	57,210	57,293	837	789	56,373	56,504
Native Hawaiian/Other Pacific Islander	1,272	1,206	332	274	940	932
Two or More Races	33,157	33,456	2,784	2,760	30,373	30,696
Total	2,797,649	2,830,318	153,203	132,624	2,644,446	2,697,694

Source: United States Census Bureau.

Note: Totals differ from those produced by the Office of Health Informatics shown in Table A1 because different methods were used to produce the estimates.

**Table A4. Wisconsin Life Expectancy by Sex and Age Group, 2006-2008**

Age Group	Life Expectancy (Years)		
	Males	Females	Total Population
0	77.2	81.9	79.6
1-4	76.7	81.4	79.1
5-9	72.8	77.5	75.2
10-14	68.0	72.7	70.4
15-19	63.1	67.7	65.4
20-24	58.3	62.9	60.6
25-29	53.6	58.0	55.9
30-34	48.9	53.1	51.1
35-39	44.2	48.3	46.3
40-44	39.5	43.5	41.6
45-49	35.0	38.8	36.9
50-54	30.5	34.1	32.4
55-59	26.2	29.6	28.0
60-64	22.1	25.2	23.8
65-69	18.2	21.0	19.8
70-74	14.6	17.1	16.0
75-79	11.4	13.6	12.6
80-84	8.5	10.3	9.6
85-89	6.2	7.5	7.1
90-94	4.3	5.1	4.8
95 +	2.9	3.5	3.4

Source: Office of Health Informatics, Division of Public Health, Department of Health Services.

Note: This table shows current life expectancy at various ages for Wisconsin’s total population and for males and females. These life expectancy estimates are based on age-specific death rates that occurred during the three-year period 2006-2008.

For example, the life expectancy at birth in 2006-2008 was 79.6 years. This is the average number of years that babies born in these years would live if throughout their lives they experienced the age-specific death rates experienced in 2006-2008. For boys, life expectancy at birth was 77.2 years. For girls, life expectancy at birth was 81.9 years.

