
Wisconsin Deaths

2005

September 2006

*Bureau of Health Information and Policy
Division of Public Health
Wisconsin Department of Health and Family Services*

Foreword

This report, *Wisconsin Deaths, 2005*, presents key information about deaths of Wisconsin residents that occurred in 2005 and previous years. Information is included on the number and rate of deaths overall and by age, sex and cause. *Wisconsin Deaths* has been published annually since the 1995 data year, and replaced the earlier report series *Vital Statistics* (data years 1984-1994), *Public Health Statistics* (1952-1983), and *Annual Report of Morbidity and Mortality* (1948-1951).

The source of data for this report is death certificates filed with the State Registrar, Vital Records Section, Bureau of Health Information and Policy (BHIP), Division of Public Health, Department of Health and Family Services.

The Bureau of Health Information and Policy would like to recognize the following: local Register of Deeds offices and the Milwaukee and West Allis city health offices (for registering deaths), coroners and medical examiners (for certifying causes of death), hospitals and physicians (for certifying deaths), and funeral directors (for filing death certificates). We would also like to acknowledge and thank other states and countries for submitting data on deaths of Wisconsin residents that occurred in those places.

The Department of Health and Family Services produced this publication. Staff of the Vital Records Registration and Statistics Unit, Bureau of Health Information and Policy, collected and compiled the death records. Joyce Knapton prepared the report and wrote the narrative. Patricia Nametz edited the report. Draft review and comments were provided by Karl Pearson in the Bureau of Health Information and Policy. The report was prepared under the supervision of Jane Kraus, Supervisor, Registration and Statistics Unit, and John Kiesow, State Registrar, Vital Records Section; and the overall direction of Margaret Kristan, Director, Bureau of Health Information and Policy.

Death, birth, hospitalization and other health-related statistical information for Wisconsin is also available through the Internet on the Department of Health and Family Services Web site, at <https://www.dhs.wisconsin.gov/stats/index.htm>.

Comments, suggestions and requests for additional data may be addressed to:

Joyce Knapton
Bureau of Health Information and Policy
Division of Public Health
Department of Health and Family Services
P.O. Box 309
Madison, WI 53701-0309
Telephone: (608) 267-7815
E-mail: knaptj@dhfs.state.wi.us

Suggested citation:

Wisconsin Department of Health and Family Services, Division of Public Health, Bureau of Health Information and Policy. *Wisconsin Deaths, 2005* (PPH 5368-05). September 2006.

Table of Contents

Foreword	ii
Introduction	1
Key Findings	2
Deaths and Death Rates	
Table 1. Deaths and Death Rates, Wisconsin and U.S., Selected Years	3
Table 2. Deaths and Death Rates by Age and Sex, 2005.....	4
Table 3. Population, Deaths and Death Rates by Region of Residence, 2005	5
Table 4. Deaths by County of Residence, 1996-2005	6
Table 5. Deaths by County of Residence and Selected Minor Civil Divisions, 2005	8
Table 6. Deaths by County of Residence and Occurrence, 2005	12
Table 7. Deaths by Disposition of Body, 1996-2005	13
Table 8. Autopsies Performed by Age of Decedent, Selected Years, 1980-2005	14
Table 9. Deaths by Injury at Work by Age, Sex, Race and Hispanic Origin, 2005	15
Map 1. Number of Infant Deaths by County of Residence, 2005.....	16
Figure 1. Death Rates from Diseases of the Heart by Selected Age Groups and Sex, 2005	17
Figure 2. Death Rates from Malignant Neoplasms (Cancer) by Selected Age Groups and Sex, 2005.....	18
Figure 3. Death Rates from Cerebrovascular Diseases (Stroke) by Selected Age Groups and Sex, 2005.....	19
Cause of Death	
Table 10. Summary Categories of Cause of Death, 2005.....	20
Table 11. Leading Underlying Causes of Death by Age, 2004 and 2005	21
Table 12. Leading Underlying Causes of Death for Males, by Age, 2004 and 2005.....	24
Table 13. Leading Underlying Causes of Death for Females, by Age, 2004 and 2005	27
Table 14. Deaths by Underlying Cause of Death, Age and Sex, 2005.....	30
Table 15. Deaths by Underlying Cause of Death, Race and Sex, 2005.....	36
Table 16. Deaths by Underlying Cause of Death, Hispanic Origin and Sex, 2005	38
Table 17. Leading Underlying Causes of Death by Race, 2004 and 2005	39
Table 18. Leading Underlying Causes of Death for Males by Race, 2004 and 2005.....	41
Table 19. Leading Underlying Causes of Death for Females by Race, 2004 and 2005	43
Table 20. Deaths by Underlying Cause of Death and County of Residence, 2005	45
Table 21. Deaths by Leading Specific Underlying Cause, 2005.....	52
Technical Notes	
Reporting Requirements.....	76
International Classification of Disease (ICD-10) Groupings	77
Map 2. Department of Health and Family Services Regions	82
Table A1. Wisconsin Population Estimates by Age and Sex, July 1, 2005	83
Table A2. Wisconsin Population Estimates by Age and Sex, July 1, 2004	84
Table A3. Wisconsin Population Estimates by Race, Ethnicity and Sex, July 1, 2005	85
Table A4. Wisconsin Life Expectancy by Sex and Age Group, 2003-2005	86

Introduction

All tables and figures in this report present Wisconsin resident data (deaths of Wisconsin residents). This means that deaths have been assigned to the area where the person lived (usually legal residence), regardless of where the death occurred. Most of the deaths reported in this publication occurred in Wisconsin, although the State Vital Records Office receives death certificates of Wisconsin residents from other states and countries as well. (Reports of deaths that occurred outside Wisconsin are thought to be substantially complete.)

Chapter 69, Wisconsin Statutes, authorizes the Department of Health and Family Services to supervise and direct the collection of death data. This statute also indicates how local registrars are to collect and file certificates for deaths that occur in their jurisdictions.

Beginning with 1999 data, causes of death have been coded using the International Classification of Diseases, Tenth Revision (ICD-10). ICD-10 replaces the ICD-9 that was used to code death data for the years 1979-1998. ICD-10 is a classification system that was developed collaboratively by the World Health Organization (WHO) and 10 international centers to reflect advances in medical science and changes in diagnostic terminology, and to promote international comparability in the presentation of mortality statistics.

A comparability table has been prepared to assist the reader in comparing numbers of deaths by cause between 1999 (and subsequent years) and the years before 1999. The table is available through the Internet on the Department of Health and Family Services Web site at: <https://www.dhs.wisconsin.gov/stats/deaths/index.htm>.

Key Findings

- In 2005, there were 46,544 deaths of Wisconsin residents, 1,056 more than in 2004.
- In 2005, the Wisconsin death rate (deaths per 1,000 population) was 8.3.
- The Wisconsin death rate has been similar to the United States death rate every year since 1945.
- Age-specific death rates for males generally exceed death rates for females. However, among persons aged 80 and older, the number of female deaths is greater than the number of male deaths (even though male death rates remain generally higher). This is because many more females than males live past the age of 80.
- As a percent of total deaths, cremations increased by 13 percentage points over the past decade (from nearly 21 percent to 34 percent). Burials decreased (from about 70 percent to more than 57 percent).
- In 2005, an autopsy was performed in just 8 percent of deaths, compared with 14 percent in 1980.
- In 2005, a total of 72 deaths were reported on death certificates as due to injuries at work. This was identical to the number reported for 2004.
- As in 2004, the three leading underlying causes of death in 2005 were diseases of the heart, malignant neoplasms (cancer) and cerebrovascular diseases (stroke). These three causes of death accounted for 55 percent of total deaths among Wisconsin residents.
- Accidents were the leading underlying cause of death among males ages 1-14, 15-24 and 25-44.
- Accidents were the leading underlying cause of death among females ages 1-14 and 15-24. Cancer was the leading cause of death among women ages 25-84.
- Diseases of the heart and cancer were the two leading underlying causes of death in each race group. In 2005, diseases of the heart accounted for 20 percent of deaths among African Americans, 26 percent of deaths among whites, 19 percent of deaths among American Indians and 23 percent of deaths among Asians. Cancer accounted for 23 percent of deaths among African Americans, 24 percent of deaths among whites, 22 percent of deaths among American Indians and 20 percent of deaths among Asians.
- When looking at all male deaths combined, accidents were the third leading cause of death. They accounted for 13 percent of deaths among American Indian males, 9 percent of deaths among Asian males, 6 percent of deaths among white males, and 8 percent of deaths among African American males.
- Among females in every race group, diseases of the heart and malignant neoplasms (cancer) were the two leading underlying causes of death in 2005.
- Nineteen percent of Hispanic deaths were due to malignant neoplasms (cancer), compared to 23 percent of deaths among non-Hispanics.
- From 2004 to 2005, death rates increased for both homicide (from 2.7 to 4.2 per 100,000 population) and accidents (from 41.0 to 44.2 per 100,000 population).
- There were 15 maternal deaths in 2005, up from six in 2004 and nine in 2003. Maternal deaths are deaths attributed to pregnancy-related health conditions or events of delivery.

Table 1. Deaths and Death Rates, Wisconsin and United States, Selected Years, 1910-2005

Year	Number of Wisconsin Deaths	Wisconsin Death Rate	U.S. Death Rate
1910	28,213	12.1	14.7
1915	26,676	10.7	13.5
1920	29,859	11.3	13.0
1925	29,380	10.5	11.8
1930	30,488	10.4	11.3
1935	30,404	10.0	10.9
1940	31,457	10.0	10.8
1945	31,776	10.7	10.6
1950	33,573	9.7	9.6
1955	35,250	9.6	9.3
1960	38,121	9.6	9.5
1965	40,146	9.5	9.4
1970	40,820	9.2	9.5
1975	39,916	8.8	8.9
1980	40,801	8.7	8.8
1985	41,434	8.7	8.7
1990	42,655	8.7	8.6
1995	45,037	8.8	8.8
2000	46,405	8.7	8.7
2001	46,537	8.6	8.5
2002	46,893	8.6	8.5
2003	46,040	8.4	8.3
2004	45,488	8.2	8.0
2005	46,544	8.3	8.2

Source: Wisconsin data are from the Bureau of Health Information and Policy, Division of Public Health, Department of Health and Family Services. U.S. death rates through 1995 are final data from the *Monthly Vital Statistics Reports* of the National Center for Health Statistics; this report is now titled *National Vital Statistics Reports*. U.S. death rates for 2000-2003 are final data from the *National Vital Statistics Reports*. The U.S. death rate for 2004 was taken from *National Vital Statistics Reports*, "Deaths: Preliminary Data for 2004," Volume 54, No. 19, June 28, 2006. The U.S. death rate for 2005 was taken from *National Vital Statistics Reports*, "Births, Marriages, Divorces, and Deaths: Provisional Data for 2005," Volume 54, No. 20, July 21, 2006.

Note: Rates shown here are deaths per 1,000 population.

- In 2005, there were 46,544 deaths of Wisconsin residents, 1,056 more than in 2004.
- In 2005, the Wisconsin death rate (deaths per 1,000 population) was 8.3.
- The Wisconsin death rate has been similar to the United States death rate every year since 1945.

Table 2. Deaths and Death Rates by Age and Sex, Wisconsin 2005

Age Group	Total		Male		Female	
	Number of Deaths	Death Rate	Number of Deaths	Death Rate	Number of Deaths	Death Rate
All Ages	46,544	833.8	22,604	817.6	23,939	849.7
Under 1	469	661.2	252	692.9	216	624.9
1-4	70	25.8	43	30.8	27	20.4
5-9	52	15.2	31	17.7	21	12.6
10-14	80	21.1	54	27.8	26	14.1
15-19	258	63.1	182	86.9	76	38.1
20-24	340	82.6	254	121.0	86	42.7
25-29	323	88.0	225	119.3	98	54.9
30-34	315	92.4	207	119.0	108	64.7
35-39	478	124.1	295	151.2	183	96.3
40-44	831	186.0	524	234.2	307	137.6
45-49	1,253	278.9	789	349.9	464	207.3
50-54	1,616	402.5	1,025	508.5	591	295.6
55-59	2,082	622.6	1,294	776.2	788	469.8
60-64	2,419	984.6	1,429	1,196.9	990	783.8
65-69	2,905	1,521.6	1,683	1,851.5	1,222	1,221.8
70-74	3,945	2,451.5	2,223	3,044.4	1,722	1,959.0
75-79	5,829	3,887.5	3,196	4,908.6	2,633	3,103.9
80-84	7,354	6,711.7	3,473	8,191.0	3,881	5,777.9
85-89	7,744	10,122.9	3,118	12,613.3	4,626	8,934.0
90-94	5,497	17,556.7	1,748	21,162.2	3,749	16,264.6
95 +	2,684	31,952.4	559	31,055.6	2,125	32,197.0

Source: Bureau of Health Information and Policy, Division of Public Health, Department of Health and Family Services. For the population data used to calculate rates, see Technical Notes, page 83.

Notes: Rates by age and sex are deaths per 100,000 population in that age group or age/sex group. The total includes one infant death for which sex is unknown.

- Age-specific death rates generally increase with age, except that the death rate for infants (under age one) is higher than that for children in other age groups.
- Age-specific death rates for males generally exceed death rates for females. However, among persons aged 80 and older, the number of female deaths is greater than the number of male deaths (even though male death rates remain generally higher). This is because many more females than males live past the age of 80.

Table 3. Population, Deaths and Death Rates by Region of Residence, Wisconsin 2005

DHFS Regions	Estimated Population	Number of Deaths	Death Rate
State Total	5,581,980	46,544	833.8
Northeastern	1,210,950	10,312	851.6
Northern	495,300	4,609	930.5
Southeastern	2,058,410	17,239	837.5
Southern	1,060,360	8,153	768.9
Western	756,960	6,231	823.2

Source: Bureau of Health Information and Policy, Division of Public Health, Department of Health and Family Services.

Notes: Population numbers may not sum to total due to rounding. Rates shown here are deaths per 100,000 population. For a map of the Department of Health and Family Services Regions, see Technical Notes, page 82. Effective with 2003 data, Vernon County is included in the Southern Region instead of the Western Region.

- In 2005, death rates ranged from a low of 768.9 per 100,000 population in the Department of Health and Family Services' Southern region to a high of 930.5 in the Northern region. Differences in the death rate by region reflect many factors, including the region's population age structure.

Deaths and Death Rates

Table 4. Deaths by County of Residence, Wisconsin 1996–2005

	1996	1997	1998	1999	2000	2001	2002	2003	2004	2005
State Total	45,107	44,860	45,890	46,571	46,405	46,537	46,893	46,040	45,488	46,544
Adams	180	183	198	210	226	249	218	239	220	225
Ashland	179	193	185	188	206	201	210	191	210	205
Barron	472	444	507	481	442	475	505	474	431	487
Bayfield	146	162	168	154	153	165	157	127	145	149
Brown	1,507	1,472	1,630	1,575	1,591	1,598	1,573	1,565	1,559	1,626
Buffalo	132	159	141	159	123	131	130	145	111	117
Burnett	192	170	192	186	183	195	212	193	174	182
Calumet	232	231	259	266	252	242	246	235	273	265
Chippewa	495	499	548	553	533	521	534	497	464	522
Clark	341	318	324	303	307	300	352	348	353	339
Columbia	505	494	501	550	508	551	519	485	496	498
Crawford	180	172	161	201	178	175	176	175	165	169
Dane	2,475	2,437	2,535	2,580	2,512	2,663	2,677	2,657	2,633	2,648
Dodge	764	797	819	834	848	855	895	919	823	826
Door	292	305	338	322	315	316	316	290	289	314
Douglas	521	499	483	495	454	410	454	450	448	425
Dunn	250	243	281	296	280	258	298	262	270	260
Eau Claire	693	658	665	692	639	736	703	687	700	704
Florence	50	46	56	49	63	53	48	53	54	45
Fond du Lac	880	785	907	898	908	940	877	866	887	1,000
Forest	119	108	114	116	131	104	102	109	101	103
Grant	478	483	445	505	495	525	465	496	506	484
Green	326	308	299	328	322	318	340	324	305	316
Green Lake	226	246	231	241	243	227	255	246	223	230
Iowa	170	182	196	195	195	213	191	189	202	177
Iron	111	101	94	77	84	86	87	92	89	110
Jackson	177	178	189	186	219	204	191	212	214	189
Jefferson	597	603	592	612	608	569	569	620	588	608
Juneau	277	263	265	298	264	275	262	311	279	278
Kenosha	1,132	1,125	1,237	1,159	1,222	1,228	1,249	1,266	1,295	1,253
Kewaunee	187	172	178	196	189	203	185	171	184	182
La Crosse	916	887	905	923	888	950	889	875	892	818
Lafayette	151	167	173	158	144	122	147	156	141	130
Langlade	205	228	217	227	220	238	244	236	244	233
Lincoln	312	298	320	324	333	314	346	294	287	316
Manitowoc	848	813	827	860	852	818	823	751	763	742

(continued)

Deaths and Death Rates

Table 4. Deaths by County of Residence, Wisconsin 1996–2005

	1996	1997	1998	1999	2000	2001	2002	2003	2004	2005
Marathon	869	875	920	951	924	974	990	946	925	976
Marinette	492	501	509	534	470	530	502	524	473	493
Marquette	189	152	176	161	174	180	166	169	167	185
Menominee	43	35	48	43	36	40	29	34	44	45
Milwaukee	9,109	8,833	8,812	9,018	9,063	8,855	9,022	8,614	8,492	8,605
Monroe	385	354	408	391	414	376	433	415	407	399
Oconto	308	325	335	353	357	347	315	329	327	327
Oneida	410	387	372	422	431	360	401	355	422	421
Outagamie	1,103	1,196	1,142	1,141	1,109	1,083	1,123	1,147	1,113	1,194
Ozaukee	589	565	587	575	583	615	568	620	635	605
Pepin	87	87	76	80	73	70	88	90	70	66
Pierce	239	242	224	251	244	208	251	228	232	229
Polk	384	398	416	371	376	396	417	419	397	401
Portage	476	468	431	475	404	452	463	417	454	491
Price	184	207	216	198	207	191	186	202	215	200
Racine	1,600	1,550	1,529	1,593	1,616	1,605	1,489	1,492	1,498	1,537
Richland	179	201	169	157	185	182	197	180	166	164
Rock	1,287	1,371	1,327	1,282	1,335	1,336	1,296	1,308	1,306	1,409
Rusk	182	175	174	169	168	212	179	170	176	191
St. Croix	394	453	445	453	444	424	484	464	413	429
Sauk	470	455	534	487	485	545	509	507	511	505
Sawyer	202	169	184	190	183	212	207	189	153	184
Shawano	471	421	424	452	476	431	457	445	422	448
Sheboygan	962	997	1,107	1,018	1,083	1,008	1,092	992	1,037	1,089
Taylor	169	198	223	175	176	192	202	172	159	196
Trempealeau	305	290	285	291	298	321	284	318	260	280
Vernon	317	322	312	298	330	335	309	286	271	324
Vilas	258	264	269	263	251	264	260	240	223	235
Walworth	724	747	799	840	826	787	815	788	871	860
Washburn	185	197	182	198	198	187	180	173	174	193
Washington	761	746	769	810	795	827	851	892	872	868
Waukesha	2,276	2,446	2,529	2,620	2,795	2,665	2,833	2,743	2,715	2,903
Waupaca	643	617	651	698	634	684	624	711	653	677
Waushara	227	232	233	269	243	282	250	268	296	237
Winnebago	1,207	1,259	1,219	1,253	1,194	1,270	1,280	1,315	1,247	1,258
Wood	703	690	674	694	695	663	696	672	674	745

Source: Bureau of Health Information and Policy, Division of Public Health, Department of Health and Family Services.

Deaths and Death Rates

Table 5. Deaths by County of Residence and Selected Minor Civil Divisions, Wisconsin 2005

STATE TOTAL	46,544	CHIPPEWA	522	Sun Prairie (C)	136
Urban*	35,448	Bloomer (C)	40	Verona (C)	99
Balance of County	11,096	Chippewa Falls (C)	173	Waunakee (V)	84
		Eagle Point (T)	47	Westport (T)	10
ADAMS	225	Eau Claire (C) (Pt.)	9	Windsor (T)	19
Rome (T)	16	Lafayette (T)	27	Balance of County	207
Balance of County	209	Lake Hallie (V)	23		
		Stanley (C)	34	DODGE	826
ASHLAND	205	Wheaton (T)	15	Beaver Dam (C)	187
Ashland (C)	134	Balance of County	154	Beaver Dam (T)	24
Balance of County	71			Fox Lake (T)	9
		CLARK	339	Horicon (C)	27
BARRON	487	Neillsville (C)	56	Mayville (C)	55
Barron (C)	59	Balance of County	283	Watertown (C) (Pt.)	148
Rice Lake (C)	120			Waupun (C) (Pt.)	63
Rice Lake (T)	13	COLUMBIA	498	Balance of County	313
Balance of County	295	Columbus (C) (Pt.)	68		
		Lodi (C)	35	DOOR	314
BAYFIELD	149	Lodi (T)	22	Sevastopol (T)	19
		Pacific (T)	9	Sturgeon Bay (C)	148
BROWN	1,626	Portage (C)	101	Balance of County	147
Allouez (V)	86	Balance of County	263		
Ashwaubenon (V)	145			DOUGLAS	425
Bellevue (V)	50	CRAWFORD	169	Superior (C)	310
De Pere (C)	163	Prairie du Chien (C)	85	Balance of County	115
Green Bay (C)	879	Balance of County	84		
Howard (V) (Pt.)	50			DUNN	260
Ledgeview (T)	26	DANE	2,648	Menomonie (C)	120
Pulaski (V) (Pt.)	31	Bristol (T)	9	Menomonie (T)	13
Scott (T)	13	Burke (T)	10	Balance of County	127
Suamico (V)	38	Cottage Grove (T)	13		
Balance of County	145	Cottage Grove (V)	19	EAU CLAIRE	704
		Cross Plains (V)	14	Altoona (C)	81
BUFFALO	117	DeForest (V)	44	Eau Claire (C) (Pt.)	479
Mondovi (C)	40	Dunn (T)	16	Pleasant Valley (T)	6
Balance of County	77	Edgerton (C) (Pt.)	1	Seymour (T)	10
		Fitchburg (C)	58	Union (T)	6
BURNETT	182	Madison (C)	1,344	Washington (T)	26
		Madison (T)	4	Balance of County	96
CALUMET	265	Marshall (V)	27		
Appleton (C) (Pt.)	34	McFarland (V)	38	FLORENCE	45
Brillion (C)	24	Middleton (C)	102		
Chilton (C)	53	Middleton (T)	6	FOND DU LAC	1,000
Harrison (T)	18	Monona (C)	56	Empire (T)	7
Kiel (C) (Pt.)	4	Mount Horeb (V)	67	Fond du Lac (C)	576
Menasha (C) (Pt.)	4	Oregon (T)	2	Friendship (T)	14
New Holstein (C)	54	Oregon (V)	67	No. Fond du Lac (V)	38
Balance of County	74	Pleasant Springs (T)	18	Ripon (C)	109
		Springfield (T)	10	Taycheedah (T)	17
		Stoughton (C)	168	Waupun (C) (Pt.)	22
				Balance of County	217

* Sum of incorporated places having a population of 2,500 or more according to the latest estimates available.

Deaths and Death Rates

FOREST	103	Twin Lakes (V)	44	Peshtigo (T)	16
		Wheatland (T)	16	Stephenson (T)	19
GRANT	484	Balance of County	27	Balance of County	226
Boscobel (C)	50	KEWAUNEE	182	MARQUETTE	185
Lancaster (C)	53	Algoma (C)	37	MENOMINEE	45
Platteville (C)	75	Kewaunee (C)	57	Menominee (T)	45
Balance of County	306	Balance of County	88	MILWAUKEE	8,605
GREEN	316	LA CROSSE	818	Bayside (V) (Pt.)	28
Brodhead (C) (Pt.)	22	Campbell (T)	23	Brown Deer (V)	110
Monroe (C)	123	Holland (T)	3	Cudahy (C)	183
Balance of County	171	Holmen (V)	27	Fox Point (V)	60
GREEN LAKE	230	La Crosse (C)	490	Franklin (C)	232
Berlin (C) (Pt.)	80	Onalaska (C)	125	Glendale (C)	225
Balance of County	150	Onalaska (T)	7	Greendale (V)	129
IOWA	177	Shelby (T)	10	Greenfield (C)	558
Dodgeville (C)	42	West Salem (V)	58	Hales Corners (V)	86
Mineral Point (C)	30	Balance of County	75	Milwaukee (C) (Pt.)	5,055
Balance of County	105	LAFAYETTE	130	Oak Creek (C)	196
IRON	110	LANGLADE	233	Shorewood (V)	64
JACKSON	189	Antigo (C)	139	South Milwaukee (C)	251
Black River Falls (C)	73	Balance of County	94	St. Francis (C)	109
Brockway (T)	27	LINCOLN	316	Wauwatosa (C)	528
Balance of County	89	Bradley (T)	20	West Allis (C)	697
JEFFERSON	608	Merrill (C)	141	West Milwaukee (V)	24
Ft. Atkinson (C)	134	Merrill (T)	11	Whitefish Bay (V)	61
Ixonia (T)	19	Tomahawk (C)	69	Balance of County	9
Jefferson (C)	80	Balance of County	75	MONROE	399
Koshkonong (T)	19	MANITOWOC	742	Sparta (C)	124
Lake Mills (C)	45	Kiel (C) (Pt.)	29	Sparta (T)	28
Oakland (T)	23	Manitowoc (C)	449	Tomah (C)	117
Waterloo (C)	15	Manitowoc Rapids (T)	24	Balance of County	130
Watertown (C) (Pt.)	81	Two Rivers (C)	100	OCONTO	327
Whitewater (C) (Pt.)	14	Balance of County	140	Chase (T)	10
Balance of County	178	MARATHON	976	Little Suamico (T)	12
JUNEAU	278	Kronenwetter (T)	10	Oconto (C)	44
Mauston (C)	66	Marshfield (C) (Pt.)	6	Oconto Falls (C)	53
Balance of County	212	Mosinee (C)	29	Pulaski (V) (Pt.)	1
KENOSHA	1,253	Rib Mountain (T)	34	Balance of County	207
Bristol (T)	46	Rothschild (V)	26	ONEIDA	421
Kenosha (C)	862	Wausau (C)	446	Minocqua (T)	63
Paddock Lake (V)	12	Weston (V)	79	Newbold (T)	22
Pleasant Prairie (V)	128	Balance of County	346	Pelican (T)	17
Randall (T)	11	MARINETTE	493	Pine Lake (T)	29
Salem (T)	77	Marinette (C)	160	Rhineland (C)	137
Somers (T)	30	Peshtigo (C)	72	Balance of County	153

Deaths and Death Rates

OUTAGAMIE	1,194	RACINE	1,537	Prairie du Sac (V)	20
Appleton (C) (Pt.)	472	Burlington (C) (Pt.)	124	Reedsburg (C)	88
Buchanan (T)	21	Burlington (T)	33	Sauk City (V)	45
Center (T)	11	Caledonia (V)	116	Balance of County	217
Dale (T)	10	Dover (T)	29	SAWYER	184
Ellington (T)	15	Mt. Pleasant (V)	222	Hayward (T)	38
Freedom (T)	20	Norway (T)	37	Balance of County	146
Grand Chute (T)	136	Racine (C)	705	SHAWANO	448
Greenville (T)	29	Raymond (T)	19	Shawano (C)	147
Hortonville (V)	11	Rochester (T)	11	Wescott (T)	39
Kaukauna (C)	135	Sturtevant (V)	48	Balance of County	262
Kimberly (V)	50	Union Grove (V)	72	SHEBOYGAN	1,089
Little Chute (V)	85	Waterford (T)	23	Greenbush (T)	8
New London (C) (Pt.)	11	Waterford (V)	49	Howards Grove (V)	16
Oneida (T)	37	Yorkville (T)	14	Lima (T)	13
Seymour (C)	53	Balance of County	35	Oostburg (V)	11
Balance of County	98	RICHLAND	164	Plymouth (C)	97
OZAUKEE	605	Richland Center (C)	54	Plymouth (T)	38
Cedarburg (C)	143	Balance of County	110	Sheboygan (C)	640
Cedarburg (T)	26	ROCK	1,409	Sheboygan (T)	12
Grafton (T)	16	Beloit (C)	362	Sheboygan Falls (C)	90
Grafton (V)	70	Beloit (T)	53	Wilson (T)	14
Mequon (C)	148	Edgerton (C) (Pt.)	54	Balance of County	150
Port Washington (C)	100	Evansville (C)	53	TAYLOR	196
Saukville (V)	20	Fulton (T)	16	Medford (C)	69
Thiensville (V)	32	Janesville (C)	597	Balance of County	127
Balance of County	50	Janesville (T)	9	TREMPEALEAU	280
PEPIN	66	Milton (C)	50	VERNON	324
PIERCE	229	Milton (T)	15	Viroqua (C)	73
Ellsworth (V)	34	Rock (T)	27	Balance of County	251
Prescott (C)	33	Balance of County	173	VILAS	235
River Falls (C) (Pt.)	35	RUSK	191	Arbor Vitae (T)	24
Balance of County	127	Ladysmith (C)	88	Lac Du Flambeau (T)	44
POLK	401	Balance of County	103	Lincoln (T)	24
Alden (T)	10	ST. CROIX	429	Balance of County	143
Amery (C)	85	Baldwin (V)	40	WALWORTH	860
Osceola (V)	24	Hudson (C)	89	Bloomfield (T)	36
Balance of County	282	Hudson (T)	10	Delavan (C)	96
PORTAGE	491	New Richmond (C)	83	Delavan (T)	56
Hull (T)	20	North Hudson (V)	5	East Troy (T)	20
Plover (V)	44	River Falls (C) (Pt.)	44	East Troy (V)	48
Stevens Point (C)	223	Somerset (T)	7	Elkhorn (C)	100
Stockton (T)	15	St. Joseph (T)	9	Geneva (T)	39
Balance of County	189	Star Prairie (T)	4	Genoa City (V)	17
PRICE	200	Troy (T)	6	La Grange (T)	19
Park Falls (C)	57	Balance of County	132		
Balance of County	143	SAUK	505		
		Baraboo (C)	115		
		Lake Delton (V)	20		

Deaths and Death Rates

Lake Geneva (C)	85	Delafield (C)	44	WAUSHARA	237
Lyons (T)	24	Delafield (T)	30	Berlin (C) (Pt.)	1
Sugar Creek (T)	33	Elm Grove (V)	48	Balance of County	236
Walworth (V)	34	Genesse (T)	25		
Whitewater (C) (Pt.)	92	Hartland (V)	53	WINNEBAGO	1,258
Balance of County	161	Lisbon (T)	36	Algoma (T)	16
		Menomonee Falls (V)	311	Appleton (C) (Pt.)	60
WASHBURN	193	Merton (T)	28	Clayton (T)	16
Spooner (C)	52	Milwaukee (C) (Pt.)	1	Menasha (C) (Pt.)	107
Balance of County	141	Mukwonago (T)	33	Menasha (T)	126
		Mukwonago (V) (Pt.)	51	Neenah (C)	191
WASHINGTON	868	Muskego (C)	188	Neenah (T)	12
Addison (T)	11	New Berlin (C)	318	Omro (C)	46
Barton (T)	9	Oconomowoc (C)	162	Oshkosh (C)	546
Erin (T)	18	Oconomowoc (T)	55	Oshkosh (T)	14
Farmington (T)	12	Ottawa (T)	11	Balance of County	124
Germantown (V)	104	Pewaukee (V)	80		
Hartford (C)	107	Summit (T)	15	WOOD	745
Hartford (T)	16	Sussex (V)	66	Grand Rapids (T)	27
Jackson (T)	15	Vernon (T)	23	Marshfield (C)	216
Jackson (V)	31	Wales (V)	7	Nekoosa (C)	25
Kewaskum (V)	22	Waukesha (C)	556	Saratoga (T)	30
Polk (T)	18	Waukesha (T)	16	Wisc. Rapids (C)	255
Richfield (T)	61	Balance of County	302	Balance of County	192
Slinger (V)	33				
Trenton (T)	25	WAUPACA	677		
West Bend (C)	271	Clintonville (C)	62		
West Bend (T)	86	Dayton (T)	17		
Balance of County	29	Farmington (T)	142		
		Mukwa (T)	8		
WAUKESHA	2,903	New London (C) (Pt.)	77		
Brookfield (C)	409	Waupaca (C) (Pt.)	106		
Brookfield (T)	35	Balance of County	265		

Source: Bureau of Health Information and Policy, Division of Public Health, Department of Health and Family Services.

Note: Minor civil divisions are City (C), Village (V), Township (T). Places located in more than one county are indicated by (Pt.) (an abbreviation of "Part").

Deaths and Death Rates

Table 6. Deaths by County of Residence and County of Occurrence, Wisconsin 2005

	Residence	Occurrence		Residence	Occurrence
State Total	46,544	46,476			
Adams	225	159	Marathon	976	1,016
Ashland	205	206	Marinette	493	497
Barron	487	472	Marquette	185	100
Bayfield	149	83	Menominee	45	12
Brown	1,626	1,951	Milwaukee	8,605	9,590
Buffalo	117	73	Monroe	399	378
Burnett	182	137	Oconto	327	262
Calumet	265	183	Oneida	421	541
Chippewa	522	361	Outagamie	1,194	1,266
Clark	339	266	Ozaukee	605	561
Columbia	498	505	Pepin	66	60
Crawford	169	170	Pierce	229	140
Dane	2,648	3,207	Polk	401	364
Dodge	826	770	Portage	491	441
Door	314	287	Price	200	189
Douglas	425	291	Racine	1,537	1,406
Dunn	260	208	Richland	164	142
Eau Claire	704	981	Rock	1,409	1,354
Florence	45	42	Rusk	191	168
Fond du Lac	1,000	982	St. Croix	429	369
Forest	103	58	Sauk	505	503
Grant	484	419	Sawyer	184	152
Green	316	306	Shawano	448	412
Green Lake	230	236	Sheboygan	1,089	1,049
Iowa	177	155	Taylor	196	162
Iron	110	68	Trempealeau	280	211
Jackson	189	155	Vernon	324	296
Jefferson	608	471	Vilas	235	154
Juneau	278	213	Walworth	860	711
Kenosha	1,253	1,192	Washburn	193	159
Kewaunee	182	106	Washington	868	689
La Crosse	818	1,139	Waukesha	2,903	2,792
Lafayette	130	93	Waupaca	677	575
Langlade	233	212	Waushara	237	153
Lincoln	316	265	Winnebago	1,258	1,384
Manitowoc	742	665	Wood	745	1,131

Source: Bureau of Health Information and Policy, Division of Public Health, Department of Health and Family Services.

Note: The “residence” column indicates the number of deaths among residents of the county, regardless of where the person died. The “occurrence” column indicates the number of deaths that occurred in that county, regardless of where the person resided. Statewide totals for the two columns differ because some Wisconsin resident deaths occur outside the state, and some deaths of non-residents occur within the state.

Table 7. Deaths by Disposition of Body, Wisconsin 1996-2005

Disposition of Body	Years									
	1996	1997	1998	1999	2000	2001	2002	2003	2004	2005
TOTAL DEATHS	45,109	44,860	45,890	46,571	46,405	46,537	46,893	46,040	45,488	46,544
PERCENT	100.0	100.0	100.0	100.0	100.0	100.0	100.0	100.0	100.0	100.0
Burial	31,432	30,493	30,470	30,692	29,720	29,044	28,874	27,689	26,531	26,769
Percent	69.7	68.0	66.4	65.9	64.0	62.4	61.6	60.1	58.3	57.5
Cremation	9,447	10,007	10,889	11,526	12,483	13,160	13,790	14,287	15,044	15,884
Percent	20.9	22.3	23.7	24.7	26.9	28.3	29.4	31.0	33.1	34.1
Entombment	3,618	3,634	3,754	3,800	3,694	3,827	3,698	3,566	3,515	3,567
Percent	8.0	8.1	8.2	8.2	8.0	8.2	7.9	7.7	7.7	7.7
Donation	274	273	287	279	261	231	305	251	249	274
Percent	0.6	0.6	0.6	0.6	0.6	0.5	0.7	0.5	0.5	0.6
Unknown	338	453	490	274	247	275	226	247	149	50
Percent	0.7	1.0	1.1	0.6	0.5	0.6	0.5	0.5	0.3	0.1

Source: Bureau of Health Information and Policy, Division of Public Health, Department of Health and Family Services.

Notes: Percents may not add to 100 due to rounding.

“Donation” means the body was donated for use in medical research and/or education.

“Entombment” means the casket is placed in an above-ground structure, such as a mausoleum.

“Unknowns” are due to reporting of Wisconsin resident deaths occurring in other states. Some states do not consistently report disposition of the body.

- As a percent of total deaths, cremations increased by 13 percentage points over the past decade (from nearly 21 percent to 34 percent). Burials decreased (from about 70 percent to more than 57 percent).

Table 8. Autopsies Performed by Age of Decedent, Wisconsin, Selected Years, 1980–2005

Years	Total	Age			
		Under 1	1-44	45-64	65+
1980					
Autopsy	5,673	469	1,065	1,649	2,490
No Autopsy	35,010	290	1,742	5,590	27,388
Unknown	116	6	5	17	88
Total Deaths	40,801	765	2,812	7,256	29,966
Percent with Autopsy	14%	61%	38%	23%	8%
1990					
Autopsy	4,451	343	1,297	1,107	1,704
No Autopsy	38,062	264	1,471	5,020	31,307
Unknown	142	6	9	25	102
Total Deaths	42,655	613	2,777	6,152	33,113
Percent with Autopsy	10%	56%	47%	18%	5%
2000					
Autopsy	3,582	183	1,240	1,139	1,020
No Autopsy	42,607	273	1,508	5,306	35,520
Unknown	215	1	20	37	157
Total Deaths	46,405	457	2,768	6,482	36,697
Percent with Autopsy	8%	40%	45%	18%	3%
2005					
Autopsy	3,708	168	1,387	1,374	779
No Autopsy	42,701	297	1,350	5,973	35,081
Unknown	135	4	10	23	98
Total Deaths	46,544	469	2,747	7,370	35,958
Percent with Autopsy	8%	36%	50%	19%	2%

Source: Bureau of Health Information and Policy, Division of Public Health, Department of Health and Family Services.

Notes: There were two deaths in 1980 and one death in 2000 for which age was unknown. These deaths are included in the total.

- In 2005, an autopsy was performed in just 8 percent of deaths, compared with 14 percent in 1980.
- The percentage of deaths with an autopsy decreased in most age groups from 1980 to 2005.

Deaths and Death Rates

Table 9. Deaths by Injury at Work by Age, Sex, Race and Hispanic Origin, Wisconsin, 2005

	Age							
	Less than 15	15 and over	15-24	25-34	35-44	45-54	55-64	65 and over
ALL RACES, Both Sexes	---	72	3	14	10	19	12	14
Male	---	64	3	13	8	17	9	14
Female	---	8	---	1	2	2	3	---
White, Both Sexes	---	70	3	13	10	19	12	13
Male	---	62	3	12	8	17	9	13
Female	---	8	---	1	2	2	3	---
Black, Both Sexes	---	1	---	---	---	---	---	1
Male	---	1	---	---	---	---	---	1
Female	---	---	---	---	---	---	---	---
Other, Both Sexes	---	1	---	1	---	---	---	---
Male	---	1	---	1	---	---	---	---
Female	---	---	---	---	---	---	---	---
Hispanic, Both Sexes	---	1	---	1	---	---	---	---
Male	---	1	---	1	---	---	---	---
Female	---	---	---	---	---	---	---	---
Non-Hispanic, Both Sexes	---	71	3	13	10	19	12	14
Male	---	63	3	12	8	17	9	14
Female	---	8	---	1	2	2	3	---

Source: Bureau of Health Information and Policy, Division of Public Health, Department of Health and Family Services.

Notes: Race categories may also include people of Hispanic origin; people of Hispanic origin may be of any race. This table indicates the number of death certificates that specified that an injury at work contributed to the death, either as the underlying cause or as a contributing factor.

- In 2005, a total of 72 deaths were reported on death certificates as due to injuries at work.
- Eighty-nine percent of deaths due to injuries at work were to males.

**Map 1. Number of Infant Deaths
By County of Residence, Wisconsin 2005**

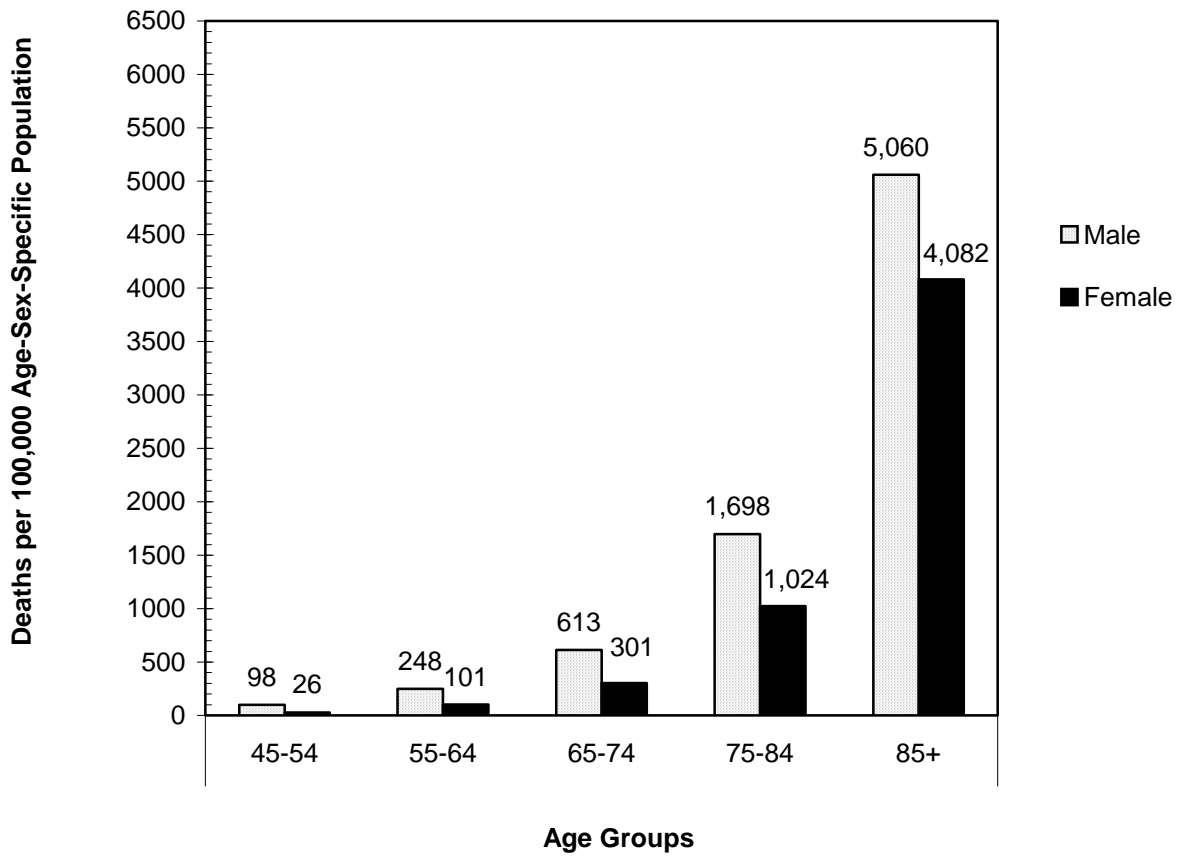


Source: Bureau of Health Information and Policy, Division of Public Health, Department of Health and Family Services.

Note: Infant deaths are those that occur before one year of age.

- Milwaukee County accounted for 31 percent of all infant deaths statewide in 2005 (and 21 percent of all births).

Figure 1. Heart Disease Death Rates by Selected Age Groups and Sex, Wisconsin 2005

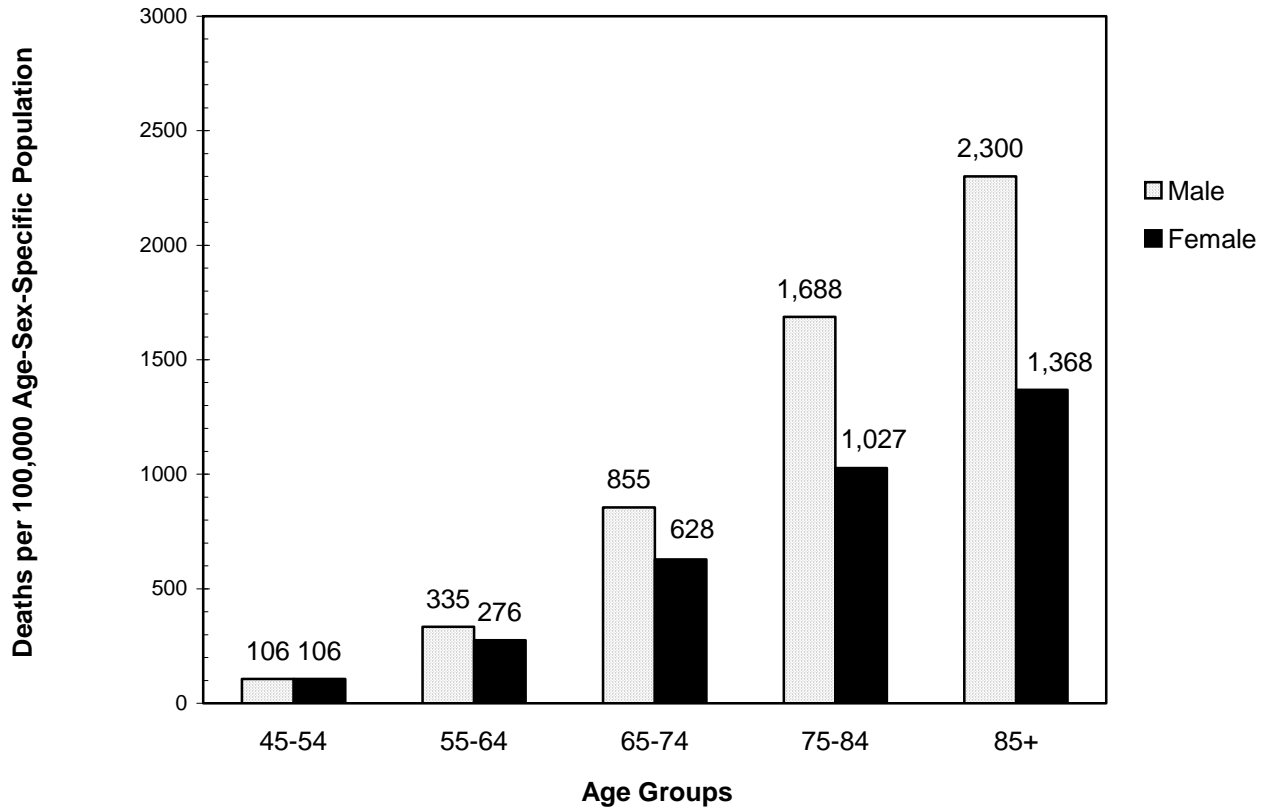


Source: Bureau of Health Information and Policy, Division of Public Health, Department of Health and Family Services.

Note: The ICD-10 codes used for diseases of the heart are I00-I09, I11, I13, I20-I51.

- Death rates from diseases of the heart for males exceeded rates for females in all age groups.

Figure 2. Malignant Neoplasm (Cancer) Death Rates by Selected Age Groups and Sex, Wisconsin 2005

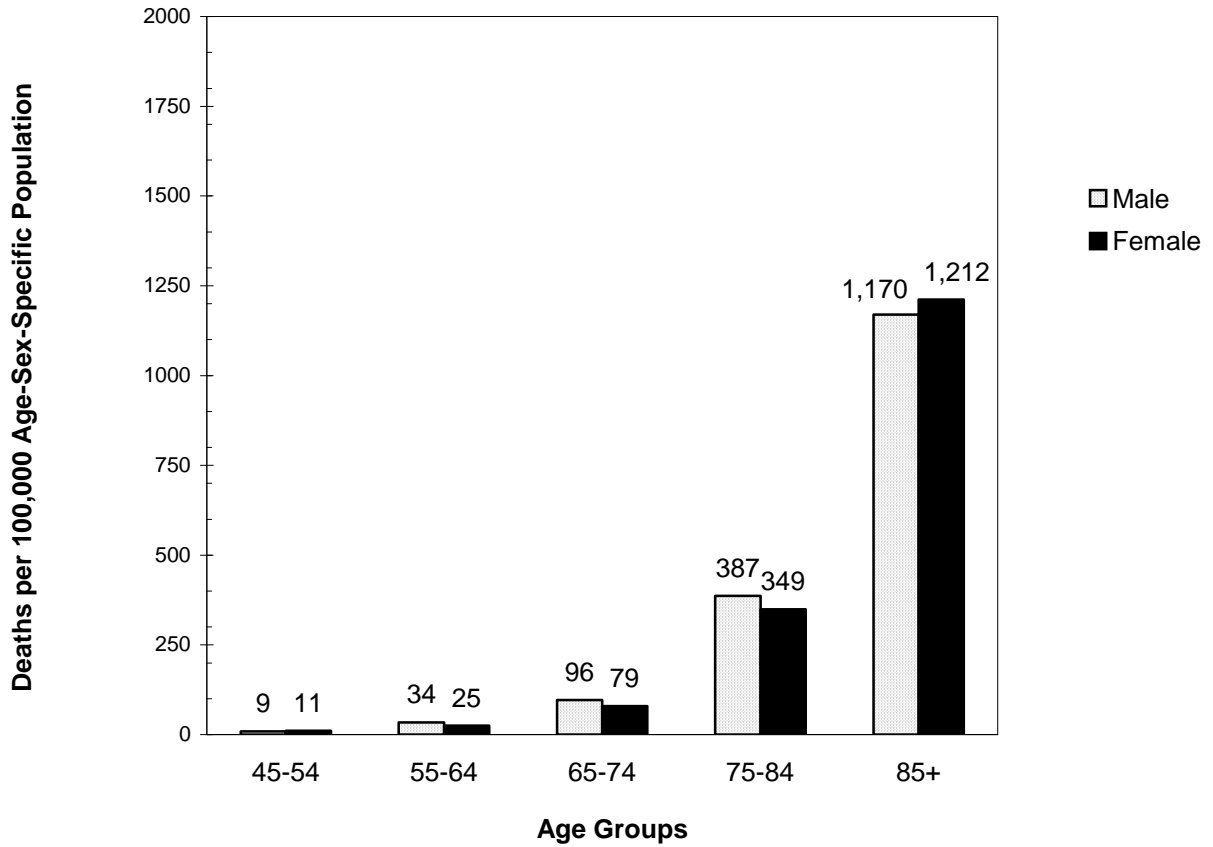


Source: Bureau of Health Information and Policy, Division of Public Health, Department of Health and Family Services.

Note: The ICD-10 codes used for malignant neoplasms are C00-C97.

- Cancer death rates for males exceeded rates for females in all age groups except 45-54, where the rates were identical.

Figure 3. Cerebrovascular Diseases (Stroke) Death Rates by Selected Age Groups and Sex, Wisconsin 2005



Source: Bureau of Health Information and Policy, Division of Public Health, Department of Health and Family Services.

Note: The ICD-10 codes used for cerebrovascular diseases are I60-I69.

- Death rates from cerebrovascular diseases (stroke) for males exceeded rates for females in most age groups.

Cause of Death

Table 10. Summary Categories of Cause of Death, Wisconsin 2005

	Immediate Cause of Death	Underlying Cause of Death	All-Mention Cause of Death
ALL CAUSES	46,544	46,544	100,892
Tuberculosis	2	11	14
Syphilis	---	2	2
Human Immunodeficiency Virus (HIV)	16	59	67
Malignant Neoplasms	9,155	10,912	11,931
Diabetes Mellitus	139	1,273	4,408
Alzheimer's Disease	1,049	1,510	2,160
Diseases of the Heart	12,561	11,777	18,882
Primary Hypertension and Hypertensive Renal Disease	65	450	4,955
Cerebrovascular Diseases	2,812	2,952	4,718
Atherosclerosis	89	169	824
Other Diseases of Circulatory System	332	544	1,248
Influenza and Pneumonia	2,667	1,267	4,003
Chronic Lower Respiratory Diseases	1,424	2,442	4,912
Peptic Ulcer	22	71	141
Chronic Liver Disease and Cirrhosis	194	466	660
Nephritis, Nephrotic Syndrome and Nephrosis	1,537	920	4,322
Pregnancy, Childbirth and the Puerperium	14	15	27
Certain Conditions Originating in Perinatal Period	258	247	302
Congenital Malform./Deform./Chromosomal Abnorm.	88	219	330
Sudden Infant Death Syndrome	39	37	39
Symptoms/Signs/Abnormal Clinical/Lab Findings	2,093	130	4,287
Motor Vehicle Accidents	4	852	865
All Accidents (except motor vehicle)	16	1,648	2,964
Intentional Self-Harm (Suicide)	4	639	639
Assault (Homicide)	5	236	239
All Other External Causes	---	71	76
All Other Diseases	11,959	7,625	27,877

Source: Bureau of Health Information and Policy, Division of Public Health, Department of Health and Family Services.

Notes: The immediate cause of death is the final disease or condition resulting in death. The underlying cause of death is the disease or injury that initiated events resulting in death. All-mention cause of death includes all conditions listed on the death record, including those in the chain of events leading to death and others contributing to the death. Thus, the all-mention cause of death column will always have a higher total than the total number of deaths.

For the ICD-10 codes used for each cause, see Technical Notes, page 80.

- The underlying cause is often referred to as the “cause of death.” For example, for 10,912 Wisconsin residents who died in 2005, a malignant neoplasm was listed as the underlying cause on the death certificate. For only 9,155 residents, a malignant neoplasm was indicated as the final disease or condition that caused the person to die (immediate cause). For 11,931 residents, a malignant neoplasm contributed to death (all-mention cause).

Cause of Death

Table 11. Leading Underlying Causes of Death by Age, Wisconsin 2004 and 2005

2004	Number	Rate	2005	Number	Rate
TOTAL, ALL AGES	45,488	821.2	TOTAL, ALL AGES	46,544	833.8
Diseases of the Heart	11,883	214.5	Diseases of the Heart	11,777	211.0
Malignant Neoplasms	10,838	195.7	Malignant Neoplasms	10,912	195.5
Cerebrovascular Diseases	3,064	55.3	Cerebrovascular Diseases	2,952	52.9
Chronic Lower Respiratory Dis.	2,310	41.7	Accidents (ex. med./surg. comp.)	2,465	44.2
Accidents (ex. med./surg. comp.)	2,273	41.0	Chronic Lower Respiratory Dis.	2,442	43.7
Alzheimer's Disease	1,419	25.6	Alzheimer's Disease	1,510	27.1
Diabetes Mellitus	1,310	23.6	Diabetes Mellitus	1,273	22.8
Influenza and Pneumonia	1,138	20.5	Influenza and Pneumonia	1,267	22.7
Nephritis/Nephrotic Syn./Nephrosis	924	16.7	Nephritis/Nephrotic Syn./Nephrosis	920	16.5
Intentional Self-Harm (Suicide)	656	11.8	Intentional Self-Harm (Suicide)	639	11.4
LESS THAN 1 YEAR	420	598.9	LESS THAN 1 YEAR	469	661.2
Dis. Rel. Short Gest./Low Brthwgt.	100	142.6	Congenital Malformations, etc.	98	138.2
Congenital Malformations, etc.	74	105.5	Dis. Rel. Short Gest./Low Brthwgt.	87	122.6
Sudden Infant Death Syndrome	54	77.0	Sudden Infant Death Syndrome	37	52.2
Newborn Affect. by Comp. Preg.	19		Newborn Affect. by Comp. Preg.	28	39.5
Respiratory Distress of Newborn	19		Accidents (ex. med./surg. comp.)	24	33.8
Accidents (ex. med./surg. comp.)	14		Newborn Affect. Comp. Placenta	20	28.2
Neonatal Hemorrhage	12		Neonatal Hemorrhage	16	
Influenza and Pneumonia	8		Respiratory Distress of Newborn	13	
Atelectasis	8		Bacterial Sepsis of Newborn	12	
Bacterial Sepsis of Newborn	8		Atelectasis	10	
1-14 YEARS	180	17.9	1-14 YEARS	202	20.4
Accidents (ex. med./surg. comp.)	64	6.4	Accidents (ex. med./surg. comp.)	79	8.0
Malignant Neoplasms	22	2.2	Malignant Neoplasms	31	3.1
Congenital Malformations, etc.	15		Congenital Malformations, etc.	18	
Intentional Self-Harm (Suicide)	8		Intentional Self-Harm (Suicide)	9	
Assault (Homicide)	7		Assault (Homicide)	8	
Diseases of the Heart	6		Chronic Lower Respiratory Dis.	5	
In Situ/Benign/Uncertain Neoplasm	5		Diseases of the Heart	4	
Chronic Lower Respiratory Dis.	5		Influenza and Pneumonia	3	
Influenza and Pneumonia	3		Septicemia	2	
Septicemia	2		In Situ/Benign/Uncertain Neoplasm	2	
15-24 YEARS	558	68.1	15-24 YEARS	598	72.9
Accidents (ex. med./surg. comp.)	285	34.8	Accidents (ex. med./surg. comp.)	300	36.6
Intentional Self-Harm (Suicide)	101	12.3	Intentional Self-Harm (Suicide)	95	11.6
Assault (Homicide)	48	5.9	Assault (Homicide)	75	9.1
Malignant Neoplasms	21	2.6	Malignant Neoplasms	28	3.4
Diseases of the Heart	18		Diseases of the Heart	11	
Congenital Malformations, etc.	15		Congenital Malformations, etc.	10	
Cerebrovascular Diseases	4		Cerebrovascular Diseases	5	
Diabetes Mellitus	4		Diabetes Mellitus	4	
Aortic Aneurysm and Dissection	3		Pregnancy, Childbirth & Puerperium	4	
Influenza and Pneumonia	2		Chronic Lower Respiratory Dis.	3	

(continued)

Cause of Death

Table 11. Leading Underlying Causes of Death by Age, Wisconsin 2004 and 2005

2004	Number	Rate	2005	Number	Rate
25-44 YEARS	1,795	116.3	25-44 YEARS	1,947	126.4
Accidents (ex. med./surg. comp.)	447	29.0	Accidents (ex. med./surg. comp.)	554	36.0
Malignant Neoplasms	295	19.1	Malignant Neoplasms	307	19.9
Intentional Self-Harm (Suicide)	253	16.4	Intentional Self-Harm (Suicide)	258	16.8
Diseases of the Heart	223	14.4	Diseases of the Heart	185	12.0
Assault (Homicide)	59	3.8	Assault (Homicide)	99	6.4
Chronic Liver Dis. and Cirrhosis	57	3.7	Chronic Liver Dis. and Cirrhosis	54	3.5
Diabetes Mellitus	39	2.5	Cerebrovascular Diseases	43	2.8
Cerebrovascular Diseases	38	2.5	Diabetes Mellitus	37	2.4
Congenital Malformations, etc.	22	1.4	Congenital Malformations, etc.	29	1.9
Human Immunodeficiency Virus	21	1.4	Human Immunodeficiency Virus	26	1.7
45-64 YEARS	6,997	505.9	45-64 YEARS	7,370	515.1
Malignant Neoplasms	2,538	183.5	Malignant Neoplasms	2,673	186.8
Diseases of the Heart	1,451	104.9	Diseases of the Heart	1,538	107.5
Accidents (ex. med./surg. comp.)	469	33.9	Accidents (ex. med./surg. comp.)	527	36.8
Diabetes Mellitus	260	18.8	Diabetes Mellitus	272	19.0
Cerebrovascular Diseases	245	17.7	Cerebrovascular Diseases	253	17.7
Chronic Lower Respiratory Dis.	228	16.5	Chronic Lower Respiratory Dis.	247	17.3
Intentional Self-Harm (Suicide)	213	15.4	Chronic Liver Dis. and Cirrhosis	236	16.5
Chronic Liver Dis. and Cirrhosis	186	13.4	Intentional Self-Harm (Suicide)	183	12.8
Nephritis/Nephrotic Syn./Nephrosis	93	6.7	Influenza and Pneumonia	76	5.3
Influenza and Pneumonia	76	5.5	Nephritis/Nephrotic Syn./Nephrosis	72	5.0
65-74 YEARS	7,132	2,033.4	65-74 YEARS	6,850	1,946.9
Malignant Neoplasms	2,714	773.8	Malignant Neoplasms	2,581	773.6
Diseases of the Heart	1,654	471.6	Diseases of the Heart	1,569	445.9
Chronic Lower Respiratory Dis.	493	140.6	Chronic Lower Respiratory Dis.	535	152.1
Cerebrovascular Diseases	337	96.1	Cerebrovascular Diseases	306	87.0
Diabetes Mellitus	223	63.6	Diabetes Mellitus	220	62.5
Accidents (ex. med./surg. comp.)	186	53.0	Accidents (ex. med./surg. comp.)	172	48.9
Nephritis/Nephrotic Syn./Nephrosis	129	36.8	Nephritis/Nephrotic Syn./Nephrosis	119	33.8
Influenza and Pneumonia	102	29.1	Influenza and Pneumonia	85	24.2
Chronic Liver Dis. and Cirrhosis	92	26.2	Chronic Liver Dis. and Cirrhosis	79	22.5
Aortic Aneurysm and Dissection	68	19.4	Alzheimer's Disease	68	19.3
75-84 YEARS	13,266	5,159.7	75-84 YEARS	13,183	5,080.0
Diseases of the Heart	3,590	1,396.3	Diseases of the Heart	3,382	1,303.2
Malignant Neoplasms	3,382	1,315.4	Malignant Neoplasms	3,376	1,300.9
Cerebrovascular Diseases	974	378.8	Chronic Lower Respiratory Dis.	978	376.9
Chronic Lower Respiratory Dis.	928	360.9	Cerebrovascular Diseases	947	364.9
Diabetes Mellitus	440	171.1	Diabetes Mellitus	425	163.8
Alzheimer's Disease	419	163.0	Alzheimer's Disease	413	159.1
Nephritis/Nephrotic Syn./Nephrosis	316	122.9	Accidents (ex. med./surg. comp.)	330	127.2
Accidents (ex. med./surg. comp.)	314	122.1	Influenza and Pneumonia	315	121.4
Influenza and Pneumonia	304	118.2	Nephritis/Nephrotic Syn./Nephrosis	315	121.4
Parkinson's Disease	204	79.3	Parkinson's Disease	215	82.8

(continued)

Cause of Death

Table 11. Leading Underlying Causes of Death by Age, Wisconsin 2004 and 2005

2004	Number	Rate	2005	Number	Rate
85 YEARS AND OVER	15,140	13,561.4	85 YEARS AND OVER	15,925	13,703.6
Diseases of the Heart	4,938	4,423.1	Diseases of the Heart	5,084	4,374.8
Malignant Neoplasms	1,865	1,670.5	Malignant Neoplasms	1,914	1,647.0
Cerebrovascular Diseases	1,462	1,309.6	Cerebrovascular Diseases	1,394	1,199.6
Alzheimer's Disease	926	829.5	Alzheimer's Disease	1,014	872.6
Chronic Lower Respiratory Dis.	634	567.9	Influenza and Pneumonia	764	657.4
Influenza and Pneumonia	625	559.8	Chronic Lower Respiratory Dis.	656	564.5
Accidents (ex. med./surg. comp.)	494	442.5	Accidents (ex. med./surg. comp.)	479	412.2
Nephritis/Nephrotic Syn./Nephrosis	368	329.6	Nephritis/Nephrotic Syn./Nephrosis	393	338.2
Diabetes Mellitus	343	307.2	Diabetes Mellitus	314	270.2
Hypertension/Hypertensive Renal	190	170.2	Hypertension/Hypertensive Renal	248	213.4

Source: Bureau of Health Information and Policy, Division of Public Health, Department of Health and Family Services. For the population estimates used to calculate 2004 rates, see Technical Notes, page 84. For the population estimates used to calculate 2005 rates, see Technical Notes, page 83.

Notes: Age-specific rates are deaths per 100,000 population in that age group. A rate is not calculated when there were fewer than 20 deaths. Underlying cause of death is the disease or injury that initiated events resulting in death.

For the ICD-10 codes used for the cause-of-death groupings, see Technical Notes, page 77, and page 78 (infants only).

Conditions abbreviated in this table are spelled out in full in the Technical Notes.

The total for 2005 includes one record for which sex was unknown.

- As in 2004, the three leading underlying causes of death in 2005 were diseases of the heart, malignant neoplasms (cancer) and cerebrovascular diseases (stroke). These three causes of death accounted for 55 percent of total deaths among Wisconsin residents.
- Although diseases of the heart constituted the leading cause of death overall, within specific age groups this category was the leading underlying cause only among persons 75-84 years and 85 years and over.
- Accidents were the leading cause of death for age groups 1-14, 15-24, and 25-44. The rate of death from accidents increased overall and in most age groups in 2005.

Cause of Death

Table 12. Leading Underlying Causes of Death for Males by Age, Wisconsin 2004 and 2005

2004	Number	Rate	2005	Number	Rate
TOTAL, ALL AGES	22,256	811.7	TOTAL, ALL AGES	22,604	817.6
Diseases of the Heart	5,964	217.5	Diseases of the Heart	5,864	212.1
Malignant Neoplasms	5,702	208.0	Malignant Neoplasms	5,603	202.7
Accidents (ex. med./surg. comp.)	1,364	49.7	Accidents (ex. med./surg. comp.)	1,507	54.5
Cerebrovascular Diseases	1,193	43.5	Chronic Lower Respiratory Dis.	1,215	43.9
Chronic Lower Respiratory Dis.	1,183	43.1	Cerebrovascular Diseases	1,149	41.6
Diabetes Mellitus	638	23.3	Diabetes Mellitus	629	22.8
Influenza and Pneumonia	532	19.4	Influenza and Pneumonia	535	19.4
Intentional Self-Harm (Suicide)	501	18.3	Intentional Self-Harm (Suicide)	519	18.8
Nephritis/Nephrotic Syn./Nephrosis	451	16.4	Alzheimer's Disease	438	15.8
Alzheimer's Disease	363	13.2	Nephritis/Nephrotic Syn./Nephrosis	434	15.7
LESS THAN 1 YEAR	226	628.1	LESS THAN 1 YEAR	252	692.9
Dis. Rel. Short Gest./Low Brthwgt.	52	144.5	Congenital Malformations, etc.	53	145.7
Congenital Malformations, etc.	36	100.0	Dis. Rel. Short Gest./Low Brthwgt.	40	110.0
Sudden Infant Death Syndrome	29	80.6	Sudden Infant Death Syndrome	21	57.7
Newborn Affect. by Comp. Preg.	14		Newborn Affect. By Comp. Preg.	15	
Respiratory Distress of Newborn	12		Newborn Affect. Comp. Placenta	12	
Neonatal Hemorrhage	10		Neonatal Hemorrhage	11	
Influenza and Pneumonia	7		Respiratory Distress of Newborn	9	
Newborn Affect. Comp. Placenta	5		Accidents (ex. med./surg. comp.)	8	
Accidents (ex. med./surg. comp.)	5		Diseases of Circulatory System	6	
Intrauterine Hypoxia/Birth Asphyxia	4		Atelectasis	5	
1-14 YEARS	107	20.8	1-14 YEARS	128	25.2
Accidents (ex. med./surg. comp.)	42	8.2	Accidents (ex. med./surg. comp.)	50	9.8
Malignant Neoplasms	16		Malignant Neoplasms	24	4.7
Congenital Malformations, etc.	7		Congenital Malformations, etc.	12	
Assault (Homicide)	7		Intentional Self-Harm (Suicide)	6	
Intentional Self-Harm (Suicide)	5		Assault (Homicide)	5	
Chronic Lower Respiratory Dis.	3		Chronic Lower Respiratory Dis.	3	
Septicemia	2		Cerebrovascular Diseases	2	
Diseases of the Heart	2		Influenza and Pneumonia	2	
In Situ/Benign/Uncertain Neoplasm	1		Diabetes Mellitus	1	
Diabetes Mellitus	1		In Situ/Benign/Uncertain Neoplasm	1	
15-24 YEARS	423	101.0	15-24 YEARS	436	104.0
Accidents (ex. med./surg. comp.)	228	54.4	Accidents (ex. med./surg. comp.)	218	52.0
Intentional Self-Harm (Suicide)	86	20.5	Intentional Self-Harm (Suicide)	77	18.4
Assault (Homicide)	36	8.6	Assault (Homicide)	68	16.2
Diseases of the Heart	14		Malignant Neoplasms	17	
Malignant Neoplasms	10		Diseases of the Heart	7	
Congenital Malformations, etc.	8		Congenital Malformations, etc.	7	
Diabetes Mellitus	3		Cerebrovascular Diseases	3	
Aortic Aneurysm and Dissection	3		Chronic Lower Respiratory Dis.	3	
Cerebrovascular Diseases	2		Diabetes Mellitus	2	
Chronic Lower Respiratory Dis.	2		Meningitis	2	

(continued)

Cause of Death

Table 12. Leading Underlying Causes of Death for Males by Age, Wisconsin 2004 and 2005

2004	Number	Rate	2005	Number	Rate
25-44 YEARS	1,151	147.2	25-44 YEARS	1,251	160.1
Accidents (ex. med./surg. comp.)	330	42.2	Accidents (ex. med./surg. comp.)	382	48.9
Intentional Self-Harm (Suicide)	185	23.7	Intentional Self-Harm (Suicide)	206	26.4
Diseases of the Heart	157	20.1	Diseases of the Heart	134	17.2
Malignant Neoplasms	145	18.5	Malignant Neoplasms	132	16.9
Assault (Homicide)	42	5.4	Assault (Homicide)	75	9.6
Chronic Liver Dis. and Cirrhosis	27	3.5	Chronic Liver Dis. and Cirrhosis	32	4.1
Cerebrovascular Diseases	23	2.9	Cerebrovascular Diseases	29	3.7
Diabetes Mellitus	21	2.7	Diabetes Mellitus	25	3.2
Human Immunodeficiency Virus	14		Human Immunodeficiency Virus	22	2.8
Congenital Malformations, etc.	13		Congenital Malformations, etc.	17	
45-64 YEARS	4,218	611.7	45-64 YEARS	4,537	636.2
Malignant Neoplasms	1,357	196.8	Malignant Neoplasms	1,412	198.0
Diseases of the Heart	1,062	154.0	Diseases of the Heart	1,129	158.3
Accidents (ex. med./surg. comp.)	304	44.1	Accidents (ex. med./surg. comp.)	374	52.4
Intentional Self-Harm (Suicide)	158	22.9	Diabetes Mellitus	171	24.0
Diabetes Mellitus	157	22.8	Chronic Liver Dis. and Cirrhosis	158	22.2
Cerebrovascular Diseases	134	19.4	Intentional Self-Harm (Suicide)	152	21.3
Chronic Liver Dis. and Cirrhosis	128	18.6	Chronic Lower Respiratory Dis.	138	19.3
Chronic Lower Respiratory Dis.	110	16.0	Cerebrovascular Diseases	133	18.6
Nephritis/Nephrotic Syn./Nephrosis	56	8.1	Influenza and Pneumonia	47	6.6
Influenza and Pneumonia	49	7.1	Nephritis/Nephrotic Syn./Nephrosis	44	6.2
65-74 YEARS	4,107	2,522.9	65-74 YEARS	3,906	2,382.9
Malignant Neoplasms	1,500	921.4	Malignant Neoplasms	1,401	854.7
Diseases of the Heart	1,065	654.2	Diseases of the Heart	1,004	612.5
Chronic Lower Respiratory Dis.	261	160.3	Chronic Lower Respiratory Dis.	278	169.6
Cerebrovascular Diseases	186	114.3	Cerebrovascular Diseases	157	95.8
Accidents (ex. med./surg. comp.)	118	72.5	Diabetes Mellitus	125	76.3
Diabetes Mellitus	116	71.3	Accidents (ex. med./surg. comp.)	124	75.6
Chronic Liver Dis. and Cirrhosis	67	41.2	Nephritis/Nephrotic Syn./Nephrosis	56	34.2
Nephritis/Nephrotic Syn./Nephrosis	65	39.9	Influenza and Pneumonia	50	30.5
Influenza and Pneumonia	58	35.6	Aortic Aneurysm and Dissection	43	26.2
Aortic Aneurysm and Dissection	42	25.8	Chronic Liver Dis. and Cirrhosis	42	25.6
75-84 YEARS	6,907	6,532.1	75-84 YEARS	6,669	6,203.1
Diseases of the Heart	2,014	1,904.7	Diseases of the Heart	1,825	1,697.5
Malignant Neoplasms	1,832	1,732.6	Malignant Neoplasms	1,815	1,688.2
Chronic Lower Respiratory Dis.	511	483.3	Chronic Lower Respiratory Dis.	499	464.1
Cerebrovascular Diseases	432	408.5	Cerebrovascular Diseases	416	386.9
Diabetes Mellitus	221	209.0	Diabetes Mellitus	191	177.7
Influenza and Pneumonia	176	166.4	Accidents (ex. med./surg. comp.)	173	160.9
Nephritis/Nephrotic Syn./Nephrosis	171	161.7	Nephritis/Nephrotic Syn./Nephrosis	163	151.6
Accidents (ex. med./surg. comp.)	166	157.0	Influenza and Pneumonia	154	143.2
Alzheimer's Disease	146	138.1	Alzheimer's Disease	151	140.5
Parkinson's Disease	120	113.5	Parkinson's Disease	129	120.0

(continued)

Cause of Death

Table 12. Leading Underlying Causes of Death for Males by Age, Wisconsin 2004 and 2005

2004	Number	Rate	2005	Number	Rate
85 YEARS AND OVER	5,117	15,371.0	85 YEARS AND OVER	5,425	15,598.0
Diseases of the Heart	1,648	4,950.4	Diseases of the Heart	1,760	5,060.4
Malignant Neoplasms	841	2,526.3	Malignant Neoplasms	800	2,300.2
Cerebrovascular Diseases	415	1,246.6	Cerebrovascular Diseases	407	1,170.2
Chronic Lower Respiratory Dis.	286	859.1	Chronic Lower Respiratory Dis.	284	816.6
Influenza and Pneumonia	229	687.9	Influenza and Pneumonia	272	782.1
Alzheimer's Disease	183	549.7	Alzheimer's Disease	257	738.9
Accidents (ex. med./surg. comp.)	171	513.7	Accidents (ex. med./surg. comp.)	178	511.8
Nephritis/Nephrotic Syn./Nephrosis	150	450.6	Nephritis/Nephrotic Syn./Nephrosis	159	457.2
Diabetes Mellitus	119	357.5	Diabetes Mellitus	114	327.8
Parkinson's Disease	81	243.3	Parkinson's Disease	91	261.6

Source: Bureau of Health Information and Policy, Division of Public Health, Department of Health and Family Services. For the population estimates used to calculate 2004 rates, see Technical Notes, page 84. For the population estimates used to calculate 2005 rates, see the Technical Notes, page 83.

Notes: Age-specific rates are deaths per 100,000 males in that age group. A rate is not calculated when there were fewer than 20 deaths.

Underlying cause of death is the disease or injury that initiated events resulting in death.

For the ICD-10 codes used for the cause-of-death groupings, see Technical Notes, page 77, and page 78 (infants only).

Conditions abbreviated in this table are spelled out in full in the Technical Notes.

- Accidents were the leading underlying cause of death among males ages 1-14, 15-24 and 25-44.
- Suicide was the second leading cause of death among males ages 15-24 and 25-44.
- For males aged 45 and older, heart disease and cancer were the two leading causes of death. Cancer was the leading cause for men ages 45-74, and heart disease was the leading cause for men ages 75 and older.
- The death rate from accidents among males (deaths per 100,000 male population) increased in most age groups, but declined among males aged 15-24 and 85 and older.

Cause of Death

Table 13. Leading Underlying Causes of Death for Females by Age, Wisconsin 2004 and 2005

2004	Number	Rate	2005	Number	Rate
TOTAL, ALL AGES	23,232	830.5	TOTAL, ALL AGES	23,939	849.7
Diseases of the Heart	5,919	211.6	Diseases of the Heart	5,913	209.9
Malignant Neoplasms	5,136	183.6	Malignant Neoplasms	5,309	188.4
Cerebrovascular Diseases	1,871	66.9	Cerebrovascular Diseases	1,803	64.0
Chronic Lower Respiratory Dis.	1,127	40.3	Chronic Lower Respiratory Dis.	1,227	43.6
Alzheimer's Disease	1,056	37.8	Alzheimer's Disease	1,072	38.1
Accidents (ex. med./surg. comp.)	909	32.5	Accidents (ex. med./surg. comp.)	958	34.0
Diabetes Mellitus	672	24.0	Influenza and Pneumonia	732	26.0
Influenza and Pneumonia	606	21.7	Diabetes Mellitus	644	22.9
Nephritis/Nephrotic Syn./Nephrosis	473	16.9	Nephritis/Nephrotic Syn./Nephrosis	486	17.3
Septicemia	229	8.2	Hypertension/Hyperten. Ren. Dis.	302	10.7
LESS THAN 1 YEAR	194	568.1	LESS THAN 1 YEAR	216	624.9
Dis. Rel. Short Gest./Low Birthwgt.	48	140.6	Dis. Rel. Short Gest./Low Birthwgt.	47	136.0
Congenital Malformations, etc.	38	111.3	Congenital Malformations, etc.	45	130.2
Sudden Infant Death Syndrome	25	73.2	Sudden Infant Death Syndrome	16	
Accidents (ex. med./surg. comp.)	9		Accidents (ex. med./surg. comp.)	16	
Respiratory Distress of Newborn	7		Newborn Affect. By Comp. Preg.	12	
Newborn Affect. By Comp. Preg.	5		Newborn Affect. Comp. Placenta	8	
Atelectasis	4		Bacterial Sepsis of Newborn	8	
Bacterial Sepsis of Newborn	4		Intrauterine Hypoxia/Birth Asphyxia	5	
Diseases of the Circulatory System	3		Chronic Resp. Dis. Orig Perinatal Per.	5	
Congenital Pneumonia	3		Atelectasis	5	
1-14 YEARS	73	14.9	1-14 YEARS	74	15.3
Accidents (ex. med./surg. comp.)	22	4.5	Accidents (ex. med./surg. comp.)	29	6.0
Congenital Malformations, etc.	8		Malignant Neoplasms	7	
Malignant Neoplasms	6		Congenital Malformations, etc.	6	
In Situ/Benign/Uncertain Neoplasm	4		Diseases of the Heart	3	
Diseases of the Heart	4		Intentional Self-Harm (Suicide)	3	
Intentional Self-Harm (Suicide)	3		Assault (Homicide)	3	
Influenza and Pneumonia	2		Chronic Lower Respiratory Dis.	2	
Chronic Lower Respiratory Dis.	2		Septicemia	1	
Meningococcal Infection	1		In Situ/Benign/Uncertain Neoplasm	1	
Anemias	1		Influenza and Pneumonia	1	
15-24 YEARS	135	33.7	15-24 YEARS	162	40.4
Accidents (ex. med./surg. comp.)	57	14.2	Accidents (ex. med./surg. comp.)	82	20.4
Intentional Self-Harm (Suicide)	15		Intentional Self-Harm (Suicide)	18	
Assault (Homicide)	12		Malignant Neoplasms	11	
Malignant Neoplasms	11		Assault (Homicide)	7	
Congenital Malformations, etc.	7		Diseases of the Heart	4	
Diseases of the Heart	4		Pregnancy, Childbirth & Puerperium	4	
Cerebrovascular Diseases	2		Congenital Malformations, etc.	3	
Pregnancy Childbirth & Puerperium	2		Septicemia	2	
Meningococcal Infection	1		Viral Hepatitis	2	
Diabetes Mellitus	1		Diabetes Mellitus	2	

(continued)

Cause of Death

Table 13. Leading Underlying Causes of Death for Females by Age, Wisconsin 2004 and 2005

2004	Number	Rate	2005	Number	Rate
25-44 YEARS	644	84.6	25-44 YEARS	696	91.7
Malignant Neoplasms	150	19.7	Malignant Neoplasms	175	23.1
Accidents (ex. med./surg. comp.)	117	15.4	Accidents (ex. med./surg. comp.)	172	22.7
Intentional Self-Harm (Suicide)	68	8.9	Intentional Self-Harm (Suicide)	52	6.9
Diseases of the Heart	66	8.7	Diseases of the Heart	51	6.7
Chronic Liver Dis. and Cirrhosis	30	3.9	Assault (Homicide)	24	3.2
Diabetes Mellitus	18		Chronic Liver Dis. and Cirrhosis	22	2.9
Assault (Homicide)	17		Cerebrovascular Diseases	14	
Cerebrovascular Diseases	15		Diabetes Mellitus	12	
Chronic Lower Respiratory Dis.	10		Congenital Malformations, etc.	12	
Congenital Malformations, etc.	9		Pregnancy, Childbirth & Puerperium	11	
45-64 YEARS	2,779	400.6	45-64 YEARS	2,833	394.7
Malignant Neoplasms	1,181	170.3	Malignant Neoplasms	1,261	175.7
Diseases of the Heart	389	56.1	Diseases of the Heart	409	57.0
Accidents (ex. med./surg. comp.)	165	23.8	Accidents (ex. med./surg. comp.)	153	21.3
Chronic Lower Respiratory Dis.	118	17.0	Cerebrovascular Diseases	120	16.7
Cerebrovascular Diseases	111	16.0	Chronic Lower Respiratory Dis.	109	15.2
Diabetes Mellitus	103	14.8	Diabetes Mellitus	101	14.1
Chronic Liver Dis. and Cirrhosis	58	8.4	Chronic Liver Dis. and Cirrhosis	78	10.9
Intentional Self-Harm (Suicide)	55	7.9	Intentional Self-Harm (Suicide)	31	4.3
Septicemia	40	5.8	Septicemia	30	4.2
Nephritis/Nephro. Synd/Nephrosis	37	5.3	Influenza and Pneumonia	29	4.0
65-74 YEARS	3,025	1,609.4	65-74 YEARS	2,944	1,566.6
Malignant Neoplasms	1,214	645.9	Malignant Neoplasms	1,180	627.9
Diseases of the Heart	589	313.4	Diseases of the Heart	565	300.7
Chronic Lower Respiratory Dis.	232	123.4	Chronic Lower Respiratory Dis.	257	136.8
Cerebrovascular Diseases	151	80.3	Cerebrovascular Diseases	149	79.3
Diabetes Mellitus	107	56.9	Diabetes Mellitus	95	50.6
Accidents (ex. med./surg. comp.)	68	36.2	Nephritis/Nephrotic Syn./Nephrosis	63	33.5
Nephritis/Nephrotic Syn./Nephrosis	64	34.0	Accidents (ex. med./surg. comp.)	48	25.5
Influenza and Pneumonia	44	23.4	Alzheimer's Disease	47	25.0
Alzheimer's Disease	33	17.6	Chronic Liver Dis. and Cirrhosis	37	19.7
Septicemia	32	17.0	Influenza and Pneumonia	35	18.6
75-84 YEARS	6,359	4,201.0	75-84 YEARS	6,514	4,285.5
Diseases of the Heart	1,576	1,041.2	Malignant Neoplasms	1,561	1,027.0
Malignant Neoplasms	1,550	1,024.0	Diseases of the Heart	1,557	1,024.3
Cerebrovascular Diseases	542	358.1	Cerebrovascular Diseases	531	349.3
Chronic Lower Respiratory Dis.	417	275.5	Chronic Lower Respiratory Dis.	479	315.1
Alzheimer's Disease	273	180.4	Alzheimer's Disease	262	172.4
Diabetes Mellitus	219	144.7	Diabetes Mellitus	234	153.9
Accidents (ex. med./surg. comp.)	148	97.8	Influenza and Pneumonia	161	105.9
Nephritis/Nephrotic Syn./Nephrosis	145	95.8	Accidents (ex. med./surg. comp.)	157	103.3
Influenza and Pneumonia	128	84.6	Nephritis/Nephrotic Syn./Nephrosis	152	100.0
Parkinson's Disease	84	55.5	Parkinson's Disease	86	56.6

(continued)

Cause of Death

Table 13. Leading Underlying Causes of Death for Females by Age, Wisconsin 2004 and 2005

2004	Number	Rate	2005	Number	Rate
85 YEARS AND OVER	10,023	12,792.6	85 YEARS AND OVER	10,500	12,894.5
Diseases of the Heart	3,290	4,199.1	Diseases of the Heart	3,324	4,082.0
Cerebrovascular Diseases	1,047	1,336.3	Malignant Neoplasms	1,114	1,368.0
Malignant Neoplasms	1,024	1,307.0	Cerebrovascular Diseases	987	1,212.1
Alzheimer's Disease	743	948.3	Alzheimer's Disease	757	929.6
Influenza and Pneumonia	396	505.4	Influenza and Pneumonia	492	604.2
Chronic Lower Respiratory Dis.	348	444.2	Chronic Lower Respiratory Dis.	372	456.8
Accidents (ex. med./surg. comp.)	323	412.3	Accidents (ex. med./surg. comp.)	301	369.6
Diabetes Mellitus	224	285.9	Nephritis/Nephrotic Syn./Nephrosis	234	287.4
Nephritis/Nephrotic Syn./Nephrosis	218	278.2	Diabetes Mellitus	200	245.6
Hypertension/Hyperten. Ren. Dis.	130	165.9	Hypertension/Hyperten. Ren. Dis.	193	237.0

Source: Bureau of Health Information and Policy, Division of Public Health, Department of Health and Family Services. For the population estimates used to calculate 2004 rates, see Technical Notes, page 84. For the population estimates used to calculate 2005 rates, see the Technical Notes, page 83.

Notes: Age-specific rates are deaths per 100,000 females in that age group. A rate is not calculated when there were fewer than 20 deaths.

Underlying cause of death is the disease or injury that initiated events resulting in death.

For the ICD-10 codes used for the cause-of-death groupings, see Technical Notes, page 77, and page 78 (infants only).

Conditions abbreviated in this table are spelled out in full in the Technical Notes.

- Accidents were the leading underlying cause of death among females ages 1-14 and 15-24. The death rate from accidents among females increased in all age groups except 45-64, 65-74, and 85 and older.
- Cancer was the leading cause of death among women ages 25-84.
- Diseases of the heart were the leading cause of death among the oldest group of women (ages 85 and older).

Cause of Death

Table 14. Deaths by Underlying Cause of Death, Age and Sex, Wisconsin 2005

	Total	All Ages		Under 1		1 – 4		5 – 9	
		Male	Female	Male	Female	Male	Female	Male	Female
Age/Sex-Specific Death Rate	833.8	817.6	849.7	692.9	624.9	30.8	20.4	17.7	12.6
Total Deaths, All Causes	46,544	22,604	23,939	252	216	43	27	31	21
Tuberculosis	11	6	5						
Syphilis	2	1	1						
Human Immunodeficiency Virus	59	49	10						
Malignant Neoplasms	10,912	5,603	5,309	2		9		7	2
Stomach	166	106	60						
Colon, Rectum, Anus	995	489	506						
Pancreas	646	331	315						
Trachea, Bronchus and Lung	2,845	1,553	1,292						
Breast	776	10	766						
Cervix Uteri, Corpus Uteri, Ovary	533		533						
Prostate	629	629							
Urinary Tract	568	354	214					1	
Non-Hodgkin's Lymphoma	469	243	226						
Leukemia	503	309	194	1		3		3	
Other Malignant Neoplasms	2,782	1,579	1,203	1		6		3	2
Diabetes Mellitus	1,273	629	644						
Alzheimer's Disease	1,510	438	1,072						
Major Cardiovascular Diseases	15,892	7,521	8,371	6				2	1
Diseases of the Heart	11,777	5,864	5,913	4				1	1
Hyp. Heart Dis. w/wo Renal Dis.	494	173	321						
Ischemic Heart Disease	7,608	4,116	3,492					1	1
Other Diseases of the Heart	3,675	1,575	2,100	4					
Hypertension/Hypertens. Renal Dis.	450	148	302						
Cerebrovascular Diseases	2,952	1,149	1,803	2				1	
Atherosclerosis	169	68	101						
Other Dis. of Circulatory System	544	292	252						
Influenza and Pneumonia	1,267	535	732	2	3	1		1	1
Chronic Lower Respiratory Diseases	2,442	1,215	1,227			1	1	1	1
Peptic Ulcer	71	34	37						
Chronic Liver Disease & Cirrhosis	466	276	190						
Nephritis/Nephrotic Syn./Nephrosis	920	434	486				1		
Pregnancy, Childbirth & Puerperium	15		15						
Certain Cond. Orig. in Perinatal Per.	247	131	115	130	114		1	1	
Congenital Malformations, etc.	219	122	97	53	45	4	2	3	3
Sudden Infant Death Syndrome	37	21	16	21	16				
Symptoms, Signs & Lab Findings	130	53	77	3	1		4		1
All Other Diseases	7,625	3,259	4,366	19	16	8	6	3	2
Motor Vehicle Accidents	852	574	278	1	2	7	4	3	4
All Accidents (except motor vehicle)	1,648	956	692	9	14	10	7	8	4
Intentional Self-Harm (Suicide)	639	519	120						
Assault (Homicide)	236	186	50	3	5	3	1	1	2
All Other External Causes	71	42	29	3				1	

(continued)

Cause of Death

Table 14. Deaths by Underlying Cause of Death, Age and Sex, Wisconsin 2005

	10 - 14		15 - 19		20 - 24		25 - 29	
	Male	Female	Male	Female	Male	Female	Male	Female
Age/Sex-Specific Death Rate	27.8	14.1	86.9	38.1	121.0	42.7	119.3	54.9
Total, All Causes	54	26	182	76	254	86	225	98
Tuberculosis								
Syphilis								
Human Immunodeficiency Virus				1			2	
Malignant Neoplasms	8	5	9	4	8	7	13	11
Stomach								
Colon, Rectum, Anus							2	
Pancreas								
Trachea, Bronchus and Lung					1	1		1
Breast								3
Cervix Uteri, Corpus Uteri, Ovary						1		
Prostate								
Urinary Tract	1							
Non-Hodgkin's Lymphoma					1			
Leukemia	2		2	3	1	1		1
Other Malignant Neoplasms	5	5	7	1	5	4	11	6
Diabetes Mellitus	1		1	2	1	1		
Alzheimer's Disease								
Major Cardiovascular Diseases	1	2	4	2	6	6	12	4
Diseases of the Heart		2	2	2	5	2	8	2
Hyp. Heart Dis. w/wo Renal Dis.								
Ischemic Heart Disease						3		1
Other Diseases of the Heart		2	2	2	5	2	5	1
Hypertension/Hypertens. Renal Dis.						1		
Cerebrovascular Diseases	1		2	4	1	2		1
Atherosclerosis								
Other Dis. of Circulatory System						1		1
Influenza and Pneumonia			1					1
Chronic Lower Respiratory Diseases	1		1	1	2			2
Peptic Ulcer								
Chronic Liver Disease & Cirrhosis					1	1		
Nephritis/Nephrotic Syn./Nephrosis			1	1	1			1
Pregnancy, Childbirth & Puerperium				1		3		5
Certain Cond. Orig. in Perinatal Per.								
Congenital Malformations, etc.	5	1	5	2	2	1	3	2
Sudden Infant Death Syndrome								
Symptoms, Signs & Lab Findings	1				1	1		1
All Other Diseases	7	3	7	8	18	12	15	16
Motor Vehicle Accidents	12	7	67	38	90	33	50	20
All Accidents (except motor vehicle)	10	4	22	3	40	8	44	12
Intentional Self-Harm (Suicide)	6	3	34	11	43	7	54	14
Assault (Homicide)	1		30	3	38	4	26	8
All Other External Causes	1	1		2	3	2	1	1

(continued)

Cause of Death

Table 14. Deaths by Underlying Cause of Death, Age and Sex, Wisconsin 2005

	30 – 34		35 – 39		40 – 44		45 – 49	
	Male	Female	Male	Female	Male	Female	Male	Female
Age/Sex-Specific Death Rate	119.0	64.7	151.2	96.3	234.2	137.6	349.9	207.3
Total, All Causes	207	108	295	183	524	307	789	464
Tuberculosis							1	
Syphilis								
Human Immunodeficiency Virus	3		5	1	12	3	8	2
Malignant Neoplasms	7	20	29	47	83	97	172	188
Stomach	1	1	4		6	1		1
Colon, Rectum, Anus	1	2	2	3	3	5	9	14
Pancreas		1		1	5	5	13	7
Trachea, Bronchus and Lung			1	6	17	20	45	39
Breast		3		8		24		43
Cervix Uteri, Corpus Uteri, Ovary		2		7		12		26
Prostate								
Urinary Tract			1	1	2	2	12	5
Non-Hodgkin's Lymphoma		2	2	1	4	2	8	2
Leukemia		3	6	3	3	6	10	1
Other Malignant Neoplasms	5	6	13	17	45	20	69	50
Diabetes Mellitus	4	2	8	2	11	8	28	10
Alzheimer's Disease							1	
Major Cardiovascular Diseases	20	8	40	18	99	40	184	77
Diseases of the Heart	17	5	30	12	79	32	160	52
Hyp. Heart Dis. w/wo Renal Dis.	1	2	1		10	4	9	4
Ischemic Heart Disease	8	1	20	2	43	19	109	31
Other Diseases of the Heart	8	2	9	10	26	9	42	17
Hypertension/Hypertens. Renal Dis.	1				1	1		2
Cerebrovascular Diseases	2	3	5	5	18	5	18	19
Atherosclerosis			1				1	
Oth. Dis. of Circulatory System			4	1	1	2	4	4
Influenza and Pneumonia	1	1	1	3	5	6		8
Chronic Lower Respiratory Diseases	1		4	3	4	3		9
Peptic Ulcer			1	1	1		2	
Chronic Liver Disease & Cirrhosis	2	2	6	6	24	14	41	17
Nephritis/Nephrotic Syn./Nephrosis	1	1	3		5	6		1
Pregnancy, Childbirth & Puerperium		5		1				
Certain Cond. Orig. in Perinatal Per.								
Congenital Malformations, etc.	6	2	5	3	8	5		4
Sudden Infant Death Syndrome								
Symptoms, Signs & Lab Findings	2	2	4	3	5	7		
All Other Diseases	16	7	28	29	68	38	119	68
Motor Vehicle Accidents	46	25	42	20	39	12	45	21
All Accidents (except motor vehicle)	41	20	51	26	71	38	81	39
Intentional Self-Harm (Suicide)	33	10	52	9	67	19	58	10
Assault (Homicide)	17	3	12	7	20	6	14	2
All Other External Causes	7		4	4	5	5		8

(continued)

Cause of Death

Table 14. Deaths by Underlying Cause of Death, Age and Sex, Wisconsin 2005

	50 - 54		55 - 59		60 - 64		65 - 69	
	Male	Female	Male	Female	Male	Female	Male	Female
Age/Sex-Specific Death Rate	508.5	295.6	776.2	469.8	1,196.9	783.8	1,851.5	1,221.8
Total, All Causes	1,025	591	1,294	788	1,429	990	1,683	1,222
Tuberculosis	2					1		
Syphilis							1	
Human Immunodeficiency Virus	8	3	3		6		1	
Malignant Neoplasms	281	263	432	361	527	449	632	564
Stomach	7	2	11	3	4	5	10	13
Colon, Rectum, Anus	26	14	30	23	41	31	56	38
Pancreas	20	10	35	26	36	23	42	24
Trachea, Bronchus and Lung	77	55	125	92	191	136	196	194
Breast		58		70	2	71	1	80
Cervix Uteri, Corpus Uteri, Ovary		45		49		52		56
Prostate	7		13		25		46	
Urinary Tract	20	4	25	8	32	11	33	20
Non-Hodgkin's Lymphoma	8	10	13	10	16	15	31	17
Leukemia	12	8	17	9	26	13	28	10
Other Malignant Neoplasms	104	57	163	71	154	92	189	112
Diabetes Mellitus	30	24	55	30	58	37	57	38
Alzheimer's Disease	1	1	2	1	5	4	7	10
Major Cardiovascular Diseases	293	92	414	162	442	218	520	305
Diseases of the Heart	260	60	340	119	369	178	420	225
Hyp. Heart Dis. w/wo Renal Dis.	15	4	9	9	15	7	12	14
Ischemic Heart Disease	195	44	252	77	288	115	330	135
Other Diseases of the Heart	50	12	79	33	66	56	78	76
Hypertension/Hypertens. Renal Dis.	5		5	5	9	1	10	12
Cerebrovascular Diseases	19	29	51	36	45	36	65	56
Atherosclerosis	3		4	2	4			2
Oth. Dis. of Circulatory System	6	3	14	2	15	3	23	10
Influenza and Pneumonia	14	4	9	5	17	12	23	11
Chronic Lower Respiratory Diseases	20	15	35	37	74	48	103	84
Peptic Ulcer	2	5	2	1	2	1	1	
Chronic Liver Disease & Cirrhosis	40	23	46	15	31	23	24	17
Nephritis/Nephrotic Syn./Nephrosis	5	5	15	11	20	11	28	19
Pregnancy, Childbirth & Puerperium								
Certain Cond. Orig. in Perinatal Per.								
Congenital Malformations, etc.	6	4	7	5	4	4	3	1
Sudden Infant Death Syndrome								
Symptoms, Signs & Lab Findings	8	3		1	1			1
All Other Diseases	144	96	152	123	163	142	192	151
Motor Vehicle Accidents	42	20	31	9	22	17	19	3
All Accidents (except motor vehicle)	70	19	50	17	37	16	45	12
Intentional Self-Harm (Suicide)	46	8	32	7	16	6	24	5
Assault (Homicide)	5	2	5	2	4	1	1	1
All Other External Causes	8	4	4	1			1	

(continued)

Cause of Death

Table 14. Deaths by Underlying Cause of Death, Age and Sex, Wisconsin 2005

	70 – 74		75 – 79		80 – 84		85 – 89	
	Male	Female	Male	Female	Male	Female	Male	Female
Age/Sex-Specific Death Rate	3,044.4	1,959.0	4,908.6	3,103.9	8,191.0	5,777.9	12,613.3	8,934.0
Total, All Causes	2,223	1,722	3,196	2,633	3,473	3,881	3,118	4,626
Tuberculosis		1	1	1			1	1
Syphilis				1				
Human Immunodeficiency Virus	1							
Malignant Neoplasms	769	616	1,000	762	815	799	521	651
Stomach	13	2	13	7	20	11	8	9
Colon, Rectum, Anus	70	46	72	67	79	90	58	97
Pancreas	48	37	66	50	39	51	18	45
Trachea, Bronchus and Lung	241	192	299	219	208	174	117	107
Breast	2	74	1	87	4	90		88
Cervix Uteri, Corpus Uteri, Ovary		67		70		72		44
Prostate	66		120		151		123	
Urinary Tract	47	19	51	31	62	45	43	37
Non-Hodgkin's Lymphoma	32	25	54	28	33	46	31	39
Leukemia	52	18	62	17	43	44	20	37
Other Malignant Neoplasms	198	136	262	186	176	176	103	148
Diabetes Mellitus	68	57	101	107	90	127	66	113
Alzheimer's Disease	14	37	48	80	103	182	147	297
Major Cardiovascular Diseases	734	469	1,124	870	1,294	1,410	1,322	1,955
Diseases of the Heart	584	340	858	602	967	955	997	1,362
Hyp. Hrt. Dis. w/wo Renal Dis.	13	9	21	39	16	40	27	62
Ischemic Heart Disease	445	227	628	358	672	604	658	793
Other Diseases of the Heart	126	104	209	205	279	311	312	507
Hypertension/Hypertens. Renal Dis.	16	14	17	26	28	47	28	74
Cerebrovascular Diseases	92	93	178	188	238	343	234	431
Atherosclerosis	3	1	12	8	14	10	11	31
Oth. Dis. of Circulatory System	39	21	59	46	47	55	52	57
Influenza and Pneumonia	27	24	58	56	96	105	129	176
Chronic Lower Respiratory Diseases	175	173	258	204	241	275	172	217
Peptic Ulcer	4	1	7	3	6	4	2	8
Chronic Liver Disease & Cirrhosis	18	20	21	22	12	13	6	13
Nephritis/Nephrotic Syn/Nephrosis	28	44	73	65	90	87	93	101
Pregnancy, Childbirth & Puerperium								
Certain Cond. Orig in Perinatal Per.								
Congenital Malformations, etc.	1	4		1	2	2	1	5
Sudden Infant Death Syndrome								
Symptoms, Signs & Lab Findings	3	4	6	3	5	8	1	9
All Other Diseases	301	235	413	409	593	751	545	942
Motor Vehicle Accidents	16	10	14	13	16	8	9	9
All Accidents (except motor vehicle)	45	24	56	32	95	105	95	126
Intentional Self-Harm (Suicide)	14	2	16	3	14	4	7	2
Assault (Homicide)	4	1		1	1	1		1
All Other External Causes	1	1						

(continued)

Cause of Death

Table 14. Deaths by Underlying Cause of Death, Age and Sex, Wisconsin 2005

	90 – 94		95+	
	Male	Female	Male	Female
Age/Sex-Specific Death Rate	21,162.2	16,264.6	31,055.6	32,197.0
Total, All Causes	1,748	3,749	559	2,125
Tuberculosis		1		
Syphilis				
Human Immunodeficiency Virus				
Malignant Neoplasms	226	342	53	121
Stomach	4	4	1	1
Colon, Rectum, Anus	32	59	8	17
Pancreas	7	25	2	10
Trachea, Bronchus and Lung	29	44	6	12
Breast		49		18
Cervix Uteri, Corpus Uteri, Ovary		24		6
Prostate	62		16	
Urinary Tract	20	20	4	11
Non-Hodgkin's Lymphoma	7	23	3	6
Leukemia	14	14	4	6
Other Malignant Neoplasms	51	80	9	34
Diabetes Mellitus	41	58	7	29
Alzheimer's Disease	84	295	26	165
Major Cardiovascular Diseases	766	1,700	238	1,032
Diseases of the Heart	582	1,226	181	736
Hyp. Heart Dis. w/wo Renal Disease	17	73	7	54
Ischemic Heart Disease	347	680	117	404
Other Diseases of the Heart	218	473	57	278
Hypertension/Hypertens. Renal Dis.	23	68	4	51
Cerebrovascular Diseases	130	355	43	201
Atherosclerosis	8	26	5	23
Oth. Dis. of Circulatory System	23	25	5	21
Influenza and Pneumonia	94	181	49	135
Chronic Lower Respiratory Diseases	86	111	26	44
Peptic Ulcer	4	6		7
Chronic Liver Disease & Cirrhosis	3	4	1	
Nephritis/Nephrotic Syn./Nephrosis	51	82	15	51
Pregnancy, Childbirth & Puerperium				
Certain Cond. Orig. in Perinatal Per.				
Congenital Malformations, etc.		1	1	
Sudden Infant Death Syndrome				
Symptoms, Signs & Lab Findings	2	8	3	20
All Other Diseases	327	844	121	468
Motor Vehicle Accidents	2	3	1	
All Accidents (except motor vehicle)	58	113	18	53
Intentional Self-Harm (Suicide)	3			
Assault (Homicide)				
All Other External Causes	1			

Source: Bureau of Health Information and Policy, Division of Public Health, Department of Health and Family Services. For the population data used to calculate rates, see Technical Notes, page 83.

Notes: The age/sex-specific rates are deaths per 100,000 population in that age/sex group. Underlying cause of death is the disease or injury that initiated events resulting in death. For the ICD-10 codes used for cause-of-death groupings, see Technical Notes, page 80. Conditions abbreviated in this table are spelled out in full in the Technical Notes. The total includes one death for which sex was unknown.

Cause of Death

Table 15. Deaths by Underlying Cause of Death, Race and Sex, Wisconsin 2005

	Total		White		Black/African American		American Indian	
	Male	Female	Male	Female	Male	Female	Male	Female
Total Deaths, All Causes	22,604	23,939	21,147	22,771	1,125	914	200	147
Tuberculosis	6	5	5	4	1			
Syphilis	1	1				1		
Human Immunodeficiency Virus	49	10	30	5	18	5	1	
Malignant Neoplasms	5,603	5,309	5,276	5,043	268	200	40	37
Stomach	106	60	96	52	8	4	1	1
Colon, Rectum, Anus	489	506	464	477	21	22	4	2
Pancreas	331	315	313	294	12	15	4	3
Trachea, Bronchus and Lung	1,553	1,292	1,447	1,230	88	50	12	9
Breast	10	766	9	731	1	28		6
Cervix/Corpus Uteri, Ovary		533		506		21		1
Prostate	629		599		28		2	
Urinary Tract	354	214	340	207	10	4	3	3
Non-Hodgkin's Lymphoma	243	226	239	220	3	5		
Leukemia	309	194	301	189	7	5	1	
Other Malignant Neoplasms	1,579	1,203	1,468	1,137	90	46	13	12
Diabetes Mellitus	629	644	576	600	35	38	15	4
Alzheimer's Disease	438	1,072	427	1,038	7	29	3	2
Major Cardiovascular Diseases	7,521	8,371	7,144	8,055	287	246	51	32
Diseases of the Heart	5,864	5,913	5,568	5,676	223	188	45	22
Hyp. Heart Dis. w/wo Renal Disease	173	321	147	289	23	31		
Ischemic Heart Diseases	4,116	3,492	3,918	3,365	140	101	35	10
Other Diseases of the Heart	1,575	2,100	1,503	2,022	60	56	10	12
Primary Hypertension/Hypertensive Renal Disease	148	302	139	290	8	8		1
Cerebrovascular Diseases	1,149	1,803	1,084	1,743	50	46	5	6
Atherosclerosis	68	101	66	100	1	1	1	
Other Diseases of Circulatory System	292	252	287	246	5	3		3
Influenza and Pneumonia	535	732	504	714	17	9	6	6
Chronic Lower Respiratory Diseases	1,215	1,227	1,169	1,191	39	26	5	8
Peptic Ulcer	34	37	32	37	2			
Chronic Liver Disease and Cirrhosis	276	190	249	167	14	14	9	8
Nephritis/Nephrotic Syn./Nephrosis	434	486	409	445	18	37	2	3
Pregnancy, Childbirth and Puerperium		15		9		5		
Certain Cond. Orig. Perinatal Period	131	115	84	79	41	34	2	1
Congenital Malformations, etc.	122	97	104	87	10	9	2	
Sudden Infant Death Syndrome	21	16	15	7	4	8	1	1
Symptoms, Signs and Lab Findings	53	77	46	71	7	6		
All Other Diseases	3,259	4,366	3,079	4,154	143	169	21	27
Motor Vehicle Accidents	574	278	533	257	21	13	17	6
All Accidents (except motor vehicle)	956	692	868	640	70	45	9	6
Intentional Self-Harm (Suicide)	519	120	486	108	14	4	13	5
Assault (Homicide)	186	50	75	35	104	12	3	1
All Other External Causes	42	29	36	25	5	4		

(continued)

Cause of Death

Table 15. Deaths by Underlying Cause of Death, Race and Sex, Wisconsin 2005

	Laotian/Hmong		Other Asian		All Other	
	Male	Female	Male	Female	Male	Female
Total Deaths, All Causes	63	41	60	61		3
Tuberculosis		1				
Syphilis			1			
Human Immunodeficiency Virus						
Malignant Neoplasms	10	12	7	16		
Stomach		2		1		
Colon, Rectum, Anus		1		3		
Pancreas	1	2	1	1		
Trachea, Bronchus and Lung	4		1	3		
Breast		1				
Cervix/Corpus Uteri, Ovary		1		4		
Prostate						
Urinary Tract			1			
Non-Hodgkin's Lymphoma			1	1		
Leukemia						
Other Malignant Neoplasms	5	5	3	3		
Diabetes Mellitus	2	1	1	1		
Alzheimer's Disease		1	1	1		1
Major Cardiovascular Diseases	16	12	20	24		1
Diseases of the Heart	10	10	16	15		1
Hyp. Heart Dis. w/wo Renal Disease	1		1	1		
Ischemic Heart Diseases	8	8	14	7		1
Other Diseases of the Heart	1	2	1	7		
Primary Hypertension/Hypertensive Renal Disease		1		2		
Cerebrovascular Diseases	6	1	4	7		
Atherosclerosis						
Other Diseases of Circulatory System						
Influenza and Pneumonia	3	2	5	1		
Chronic Lower Respiratory Disease	2			2		
Peptic Ulcer						
Chronic Liver Disease and Cirrhosis	1	1	3			
Nephritis/Nephrotic Syndrome/Nephrosis	3		2	1		
Pregnancy, Childbirth and Puerperium				1		
Certain Conditions Orig. Perinatal Period	3			1		
Congenital Malformations, etc.	4	1	1			
Sudden Infant Death Syndrome			1			
Symptoms, Signs and Lab Findings						
All Other Diseases	9	9	6	6		1
Motor Vehicle Accidents	1		2	2		
All Accidents (except motor vehicle)	5		3	1		
Intentional Self-Harm (Suicide)	3		3	3		
Assault (Homicide)	1	1	3	1		
All Other External Causes			1			

Source: Bureau of Health Information and Policy, Division of Public Health, Department of Health and Family Services.

Notes: Underlying cause of death is the disease or injury that initiated events resulting in death. For the ICD-10 codes used, see Technical Notes, page 80. Included in the total for this table are nine male deaths and two female deaths for which race was unknown. The "All Other" category consists of three deaths where race was reported as "Hawaiian." This table excludes one death where sex was unknown.

Cause of Death

Table 16. Deaths by Underlying Cause of Death, Hispanic Origin and Sex, Wisconsin 2005

	Total		Hispanic/Latino		Non-Hispanic/Latino	
	Male	Female	Male	Female	Male	Female
Total Deaths, All Causes	22,604	23,939	256	154	22,348	23,785
Tuberculosis	6	5			6	5
Syphilis	1	1			1	1
Human Immunodeficiency Virus	49	10	2	1	47	9
Malignant Neoplasms	5,603	5,309	45	35	5,558	5,274
Stomach	106	60			106	60
Colon, Rectum, Anus	489	506	2	6	487	500
Pancreas	331	315	3	2	328	313
Trachea, Bronchus and Lung	1,553	1,292	11	6	1,542	1,286
Breast	10	766		2	10	764
Cervix/Corpus Uteri, Ovary		533		4		529
Prostate	629				629	
Urinary Tract	354	214	1	4	353	210
Non-Hodgkin's Lymphoma	243	226	5	3	238	223
Leukemia	309	194	5	2	304	192
Other Malignant Neoplasms	1,579	1,203	18	6	1,561	1,197
Diabetes Mellitus	629	644	15	11	614	633
Alzheimer's Disease	438	1,072	3	4	435	1,068
Major Cardiovascular Diseases	7,521	8,371	47	35	7,474	8,336
Diseases of the Heart	5,864	5,913	36	24	5,828	5,889
Hyp. Heart Dis. w/wo Renal Disease	173	321	2	1	171	320
Ischemic Heart Diseases	4,116	3,492	24	18	4,092	3,474
Other Diseases of the Heart	1,575	2,100	10	5	1,565	2,095
Primary Hypertension/Hypertensive Renal Disease	148	302	2		146	302
Cerebrovascular Diseases	1,149	1,803	8	10	1,141	1,793
Atherosclerosis	68	101			68	101
Other Dis. of Circulatory System	292	252	1	1	291	251
Influenza and Pneumonia	535	732	2	3	533	729
Chronic Lower Respiratory Diseases	1,215	1,227	4	2	1,211	1,225
Peptic Ulcer	34	37			34	37
Chronic Liver Disease and Cirrhosis	276	190	10	3	266	187
Nephritis/Nephrotic Syndrome/Nephrosis	434	486	3	2	431	484
Pregnancy, Childbirth and the Puerperium		15		2		13
Certain Conditions Orig. Perinatal Period	131	115	8	10	123	105
Congenital Malformations, etc.	122	97	9	4	113	93
Sudden Infant Death Syndrome	21	16	1	1	20	15
Symptoms, Signs & Lab Findings	53	77			53	77
All Other Diseases	3,259	4,366	28	21	3,231	4,345
Motor Vehicle Accidents	574	278	28	9	546	269
All Accidents (except motor vehicle)	956	692	21	9	935	683
Intentional Self-Harm (Suicide)	519	120	13	1	506	119
Assault (Homicide)	186	50	17	1	169	49
All Other External Causes	42	29			42	29

Source: Bureau of Health Information and Policy, Division of Public Health, Department of Health and Family Services.

Notes: Underlying cause of death is the disease or injury that initiated events resulting in death. For the ICD-10 codes used for cause-of-death groupings, see Technical Notes, page 80. This table excludes one death where sex was unknown.

Cause of Death

Table 17. Leading Underlying Causes of Death by Race, Wisconsin 2004 and 2005

2004	Number	Percent	2005	Number	Percent
TOTAL, ALL RACES	45,488	100.0	TOTAL, ALL RACES	46,544	100.0
Diseases of the Heart	11,883	26.1	Diseases of the Heart	11,777	25.3
Malignant Neoplasms	10,838	23.8	Malignant Neoplasms	10,912	23.4
Cerebrovascular Diseases	3,064	6.7	Cerebrovascular Diseases	2,952	6.3
Chronic Lower Respiratory Dis.	2,310	5.1	Accidents (ex. med./surg. comp.)	2,465	5.3
Accidents (ex. med./surg. comp.)	2,273	5.0	Chronic Lower Respiratory Dis.	2,442	5.2
Alzheimer's Disease	1,419	3.1	Alzheimer's Disease	1,510	3.2
Diabetes Mellitus	1,310	2.9	Diabetes Mellitus	1,273	2.7
Influenza and Pneumonia	1,138	2.5	Influenza and Pneumonia	1,267	2.7
Nephritis/Nephrotic/Nephrosis	924	2.0	Nephritis/Nephrotic/Nephrosis	920	2.0
Intentional Self-Harm (Suicide)	656	1.4	Intentional Self-Harm (Suicide)	639	1.4
Septicemia	419	0.9	Chronic Liver Disease/Cirrhosis	466	1.0
Parkinson's Disease	416	0.9	Hypertension/Hypertens. Renal Dis.	450	1.0
Chronic Liver Disease/Cirrhosis	414	0.9	Parkinson's Disease	447	1.0
WHITE	43,002	100.0	WHITE	43,918	100.0
Diseases of the Heart	11,382	26.5	Diseases of the Heart	11,244	25.6
Malignant Neoplasms	10,289	23.9	Malignant Neoplasms	10,319	23.5
Cerebrovascular Diseases	2,910	6.8	Cerebrovascular Diseases	2,827	6.4
Chronic Lower Respiratory Dis.	2,242	5.2	Chronic Lower Respiratory Dis.	2,360	5.4
Accidents (ex. med./surg. comp.)	2,088	4.9	Accidents (ex. med./surg. comp.)	2,269	5.2
Alzheimer's Disease	1,398	3.3	Alzheimer's Disease	1,465	3.3
Diabetes Mellitus	1,176	2.7	Influenza and Pneumonia	1,218	2.8
Influenza and Pneumonia	1,098	2.6	Diabetes Mellitus	1,176	2.7
Nephritis/Nephrotic/Nephrosis	846	2.0	Nephritis/Nephrotic/Nephrosis	854	1.9
Intentional Self-Harm (Suicide)	615	1.4	Intentional Self-Harm (Suicide)	594	1.4
Parkinson's Disease	412	1.0	Parkinson's Disease	435	1.0
Septicemia	385	0.9	Hypertension/Hypertens. Renal Dis.	429	1.0
Chronic Liver Disease/Cirrhosis	376	0.9	Chronic Liver Disease/Cirrhosis	416	0.9
BLACK/AFRICAN AMERICAN	1,944	100.0	BLACK/AFRICAN AMERICAN	2,039	100.0
Malignant Neoplasms	434	22.3	Malignant Neoplasms	468	23.0
Diseases of the Heart	403	20.7	Diseases of the Heart	411	20.2
Accidents (ex. med./surg. comp.)	135	6.9	Accidents (ex. med./surg. comp.)	144	7.1
Cerebrovascular Diseases	109	5.6	Assault (Homicide)	116	5.7
Diabetes Mellitus	90	4.6	Cerebrovascular Diseases	96	4.7
Certain Cond. Orig. Perinatal Per.	75	3.9	Certain Cond. Orig. Perinatal Per.	75	3.7
Nephritis/Nephrotic/Nephrosis	62	3.2	Diabetes Mellitus	73	3.6
Assault (Homicide)	60	3.1	Chronic Lower Respiratory Dis.	65	3.2
Chronic Lower Respiratory Dis.	47	2.4	Nephritis/Nephrotic/Nephrosis	55	2.7
Influenza and Pneumonia	32	1.6	Alzheimer's Disease	36	1.8
Intentional Self-Harm (Suicide)	27	1.4	Chronic Liver Disease/Cirrhosis	28	1.4
Septicemia	23	1.2	Influenza and Pneumonia	26	1.3
Chronic Liver Disease/Cirrhosis	22	1.1	Human Immunodeficiency Virus	23	1.1

(continued)

Cause of Death

Table 17. Leading Underlying Causes of Death by Race, Wisconsin 2004 and 2005

2004			2005		
	Number	Percent		Number	Percent
AMERICAN INDIAN	326	100.0	AMERICAN INDIAN	347	100.0
Malignant Neoplasms	73	22.4	Malignant Neoplasms	77	22.2
Diseases of the Heart	56	17.2	Diseases of the Heart	67	19.3
Diabetes Mellitus	32	9.8	Accidents (ex. med./surg. comp.)	37	10.7
Accidents (ex. med./surg. comp.)	29	8.9	Diabetes Mellitus	19	5.5
Cerebrovascular Diseases	19	5.8	Intentional Self-Harm (Suicide)	18	5.2
Chronic Lower Respiratory Dis.	16	4.9	Chronic Liver Disease/Cirrhosis	17	4.9
Chronic Liver Disease/Cirrhosis	15	4.6	Chronic Lower Respiratory Dis.	13	3.7
Septicemia	8	2.5	Influenza and Pneumonia	12	3.5
Nephritis/Nephrotic/Nephrosis	8	2.5	Cerebrovascular Diseases	11	3.2
Intentional Self-Harm (Suicide)	7	2.1	Alzheimer's Disease	5	1.4
Influenza and Pneumonia	5	1.5	Nephritis/Nephrotic/Nephrosis	5	1.4
Assault (Homicide)	4	1.2	Assault (Homicide)	4	1.2
ASIAN	209	100.0	ASIAN	225	100.0
Malignant Neoplasms	41	19.6	Diseases of the Heart	51	22.7
Diseases of the Heart	41	19.6	Malignant Neoplasms	45	20.0
Cerebrovascular Diseases	25	12.0	Cerebrovascular Diseases	18	8.0
Accidents (ex. med./surg. comp.)	21	10.0	Accidents (ex. med./surg. comp.)	14	6.2
Diabetes Mellitus	12	5.7	Influenza and Pneumonia	11	4.9
Nephritis/Nephrotic/Nephrosis	8	3.8	Intentional Self-Harm (Suicide)	9	4.0
Certain Cond. Orig. Perinatal Per.	6	2.9	Nephritis/Nephrotic/Nephrosis	6	2.7
Intentional Self-Harm (Suicide)	6	2.9	Congenital Malformations, etc.	6	2.7
Chronic Lower Respiratory Dis.	5	2.4	Assault (Homicide)	6	2.7
Congenital Malformations, etc.	5	2.4	Diabetes Mellitus	5	2.2
Septicemia	3	1.4	Chronic Liver Disease/Cirrhosis	5	2.2
Influenza and Pneumonia	2	1.0	Chronic Lower Respiratory Dis.	4	1.8

Source: Bureau of Health Information and Policy, Division of Public Health, Department of Health and Family Services.

Notes: The 2004 total includes two decedents with race reported as Hawaiian and five records for which race was unknown. The total in 2005 includes three decedents with race reported as Hawaiian and 12 records for which race was unknown. Also included in the 2005 total is one death where sex was unknown. Underlying cause of death is the disease or injury that initiated the events resulting in death. For the ICD-10 codes used for cause-of-death groupings, see Technical Notes, page 77. Conditions abbreviated in this table are spelled out in full in the Technical Notes.

- Diseases of the heart and cancer were the two leading underlying causes of death in each race group. In 2005, diseases of the heart accounted for 20 percent of deaths among African Americans, 26 percent of deaths among whites, 19 percent of deaths among American Indians and 23 percent of deaths among Asians. Cancer accounted for 23 percent of deaths among African Americans, 24 percent of deaths among whites, 22 percent of deaths among American Indians and 20 percent of deaths among Asians.
- Accidents accounted for 5 percent of total deaths in 2005, 5 percent of deaths among whites, 7 percent of deaths among African Americans, 6 percent of deaths among Asians and 11 percent of deaths among American Indians.
- Differences in leading causes of death by race reflect differences in population age structure (as well as other factors): compared with the total state population, larger proportions of blacks and other minority groups are children and young adults.

Cause of Death

Table 18. Leading Underlying Causes of Death for Males by Race, Wisconsin 2004 and 2005

2004	Number	Percent	2005	Number	Percent
TOTAL, ALL RACES	22,256	100.0	TOTAL, ALL RACES	22,604	100.0
Diseases of the Heart	5,964	26.8	Diseases of the Heart	5,864	25.9
Malignant Neoplasms	5,702	25.6	Malignant Neoplasms	5,603	24.8
Accidents (ex. med./surg. comp.)	1,364	6.1	Accidents (ex. med./surg. comp.)	1,507	6.7
Cerebrovascular Diseases	1,193	5.4	Chronic Lower Respiratory Dis.	1,215	5.4
Chronic Lower Respiratory Dis.	1,183	5.3	Cerebrovascular Diseases	1,149	5.1
Diabetes Mellitus	638	2.9	Diabetes Mellitus	629	2.8
Influenza and Pneumonia	532	2.4	Influenza and Pneumonia	535	2.4
Intentional Self-Harm (Suicide)	501	2.3	Intentional Self-Harm (Suicide)	519	2.3
Nephritis/Nephrotic/Nephrosis	451	2.0	Alzheimer's Disease	438	1.9
Alzheimer's Disease	363	1.6	Nephritis/Nephrotic/Nephrosis	434	1.9
Chronic Liver Disease/Cirrhosis	260	1.2	Chronic Liver Disease/Cirrhosis	276	1.2
Parkinson's Disease	236	1.1	Parkinson's Disease	265	1.2
Septicemia	190	0.9	Aortic Aneurysm and Dissection	188	0.8
WHITE	20,977	100.0	WHITE	21,147	100.0
Diseases of the Heart	5,700	27.2	Diseases of the Heart	5,568	26.3
Malignant Neoplasms	5,410	25.8	Malignant Neoplasms	5,276	24.9
Accidents (ex. med./surg. comp.)	1,248	5.9	Accidents (ex. med./surg. comp.)	1,383	6.5
Chronic Lower Respiratory Dis.	1,149	5.5	Chronic Lower Respiratory Dis.	1,169	5.5
Cerebrovascular Diseases	1,125	5.4	Cerebrovascular Diseases	1,084	5.1
Diabetes Mellitus	575	2.7	Diabetes Mellitus	576	2.7
Influenza and Pneumonia	509	2.4	Influenza and Pneumonia	504	2.4
Intentional Self-Harm (Suicide)	473	2.3	Intentional Self-Harm (Suicide)	486	2.3
Nephritis/Nephrotic/Nephrosis	415	2.0	Alzheimer's Disease	427	2.0
Alzheimer's Disease	357	1.7	Nephritis/Nephrotic/Nephrosis	409	1.9
Chronic Liver Disease/Cirrhosis	241	1.1	Parkinson's Disease	260	1.2
Parkinson's Disease	235	1.1	Chronic Liver Disease/Cirrhosis	249	1.2
Septicemia	170	0.8	Aortic Aneurysm and Dissection	187	0.9
BLACK/AFRICAN AMERICAN	1,005	100.0	BLACK/AFRICAN AMERICAN	1,125	100.0
Malignant Neoplasms	243	24.2	Malignant Neoplasms	268	23.8
Diseases of the Heart	203	20.2	Diseases of the Heart	223	19.8
Accidents (ex. med./surg. comp.)	83	8.3	Assault (Homicide)	104	9.2
Cerebrovascular Diseases	50	5.0	Accidents (ex. med./surg. comp.)	86	7.6
Assault (Homicide)	50	5.0	Cerebrovascular Diseases	50	4.4
Diabetes Mellitus	47	4.7	Certain Cond. Orig. Perinatal Per.	41	3.6
Certain Cond. Orig. Perinatal Per.	36	3.6	Chronic Lower Respiratory Dis.	39	3.5
Nephritis/Nephrotic/Nephrosis	27	2.7	Diabetes Mellitus	35	3.1
Chronic Lower Respiratory Dis.	24	2.4	Human Immunodeficiency Virus	18	1.6
Influenza and Pneumonia	20	2.0	Nephritis/Nephrotic/Nephrosis	18	1.6
Intentional Self-Harm (Suicide)	17	1.7	Influenza and Pneumonia	17	1.5
Septicemia	13	1.3	Chronic Liver Disease/Cirrhosis	14	1.2
Human Immunodeficiency Virus	13	1.3	Intentional Self-Harm (Suicide)	14	1.2

(continued)

Cause of Death

Table 18. Leading Underlying Causes of Death for Males by Race, Wisconsin 2004 and 2005

2004	Number	Percent	2005	Number	Percent
AMERICAN INDIAN	163	100.0	AMERICAN INDIAN	200	100.0
Diseases of the Heart	35	21.5	Diseases of the Heart	45	22.5
Malignant Neoplasms	32	19.6	Malignant Neoplasms	40	20.0
Accidents (ex. med./surg. comp.)	20	12.3	Accidents (ex. med./surg. comp.)	26	13.0
Diabetes Mellitus	12	7.4	Diabetes Mellitus	15	7.5
Cerebrovascular Diseases	10	6.1	Intentional Self-Harm (Suicide)	13	6.5
Chronic Liver Disease/Cirrhosis	9	5.5	Chronic Liver Disease/Cirrhosis	9	4.5
Chronic Lower Respiratory Dis.	6	3.7	Influenza and Pneumonia	6	3.0
Intentional Self-Harm (Suicide)	5	3.1	Cerebrovascular Diseases	5	2.5
Septicemia	4	2.5	Chronic Lower Respiratory Dis.	5	2.5
Nephritis/Nephrotic/Nephrosis	3	1.8	Alzheimer's Disease	3	1.5
Assault (Homicide)	3	1.8	Assault (Homicide)	3	1.5
Viral Hepatitis	1	0.6	Parkinson's Disease	2	1.0
ASIAN	105	100.0	ASIAN	123	100.0
Diseases of the Heart	25	23.8	Diseases of the Heart	26	21.1
Malignant Neoplasms	16	15.2	Malignant Neoplasms	17	13.8
Accidents (ex. med./surg. comp.)	13	12.4	Accidents (ex. med./surg. comp.)	11	8.9
Cerebrovascular Diseases	8	7.6	Cerebrovascular Diseases	10	8.1
Nephritis/Nephrotic/Nephrosis	6	5.7	Influenza and Pneumonia	8	6.5
Intentional Self-Harm (Suicide)	5	4.8	Intentional Self-Harm (Suicide)	6	4.9
Diabetes Mellitus	4	3.8	Nephritis/Nephrotic/Nephrosis	5	4.1
Chronic Lower Respiratory Dis.	4	3.8	Congenital Malformations, etc.	5	4.1
Septicemia	3	2.9	Chronic Liver Disease/Cirrhosis	4	3.3
Certain Cond. Orig. Perinatal Per.	3	2.9	Assault (Homicide)	4	3.3
Pneumonitis Due to Solids/Liquids	2	1.9	In Situ/Benign/Uncertain Neoplasms	3	2.4
Human Immunodeficiency Virus	1	1.0	Diabetes Mellitus	3	2.4

Source: Bureau of Health Information and Policy, Division of Public Health, Department of Health and Family Services.

Notes: There was one record in 2005 for which sex was unknown so the totals for males and females will not add to the totals on page 39. The total in 2004 includes two records for which race was reported as Hawaiian. There were four decedents in 2004 and nine decedents in 2005 whose race was unknown. These were included in the totals.

Underlying cause of death is the disease or injury that initiated events resulting in death.

For the ICD-10 codes used for cause-of-death groupings, see Technical Notes, page 77.

Conditions abbreviated in this table are spelled out in full in the Technical Notes.

- Diseases of the heart and malignant neoplasms (cancer) were the leading underlying causes of death in 2005 for males of all races in Wisconsin.
- When looking at all males deaths combined, accidents were the third leading cause of death.

Cause of Death

Table 19. Leading Underlying Causes of Death for Females by Race, Wisconsin 2004 and 2005

2004	Number	Percent	2005	Number	Percent
TOTAL, ALL RACES	23,232	100.0	TOTAL, ALL RACES	23,939	100.0
Diseases of the Heart	5,919	25.5	Diseases of the Heart	5,913	24.7
Malignant Neoplasms	5,136	22.1	Malignant Neoplasms	5,309	22.2
Cerebrovascular Diseases	1,871	8.1	Cerebrovascular Diseases	1,803	7.5
Chronic Lower Respiratory Dis.	1,127	4.9	Chronic Lower Respiratory Dis.	1,227	5.1
Alzheimer's Disease	1,056	4.5	Alzheimer's Disease	1,072	4.5
Accidents (ex. med./surg. comp.)	909	3.9	Accidents (ex. med./surg. comp.)	958	4.0
Diabetes Mellitus	672	2.9	Influenza and Pneumonia	732	3.1
Influenza and Pneumonia	606	2.6	Diabetes Mellitus	644	2.7
Nephritis/Nephrotic/Nephrosis	473	2.0	Nephritis/Nephrotic/Nephrosis	486	2.0
Septicemia	229	1.0	Hypertension/Hypertens. Renal Dis.	302	1.3
Hypertension/Hypertens. Renal Dis.	227	1.0	Septicemia	237	1.0
In Situ/Benign/Uncertain Neoplasm	184	0.8	Chronic Liver Disease and Cirrhosis	190	0.8
Parkinson's Disease	180	0.8	Parkinson's Disease	182	0.8
WHITE	22,025	100.0	WHITE	22,771	100.0
Diseases of the Heart	5,682	25.8	Diseases of the Heart	5,676	24.9
Malignant Neoplasms	4,879	22.2	Malignant Neoplasms	5,043	22.1
Cerebrovascular Diseases	1,785	8.1	Cerebrovascular Diseases	1,743	7.7
Chronic Lower Respiratory Dis.	1,093	5.0	Chronic Lower Respiratory Dis.	1,191	5.2
Alzheimer's Disease	1,041	4.7	Alzheimer's Disease	1,038	4.6
Accidents (ex. med./surg. comp.)	840	3.8	Accidents (ex. med./surg. comp.)	886	3.9
Diabetes Mellitus	601	2.7	Influenza and Pneumonia	714	3.1
Influenza and Pneumonia	589	2.7	Diabetes Mellitus	600	2.6
Nephritis/Nephrotic/Nephrosis	431	2.0	Nephritis/Nephrotic/Nephrosis	445	2.0
Septicemia	215	1.0	Hypertension/Hypertens. Renal Dis.	290	1.3
Hypertension/Hypertens. Renal Dis.	214	1.0	Septicemia	221	1.0
Parkinson's Disease	177	0.8	Parkinson's Disease	175	0.8
In Situ/Benign/Uncertain Neoplasm	174	0.8	Chronic Liver Disease and Cirrhosis	167	0.7
BLACK/AFRICAN AMERICAN	939	100.0	BLACK/AFRICAN AMERICAN	914	100.0
Diseases of the Heart	200	23.1	Malignant Neoplasms	200	21.9
Malignant Neoplasms	191	20.3	Diseases of the Heart	188	20.6
Cerebrovascular Diseases	59	6.3	Accidents (ex. med./surg. comp.)	58	6.3
Accidents (ex. med./surg. comp.)	52	5.5	Cerebrovascular Diseases	46	5.0
Diabetes Mellitus	43	4.6	Diabetes Mellitus	38	4.2
Certain Cond. Orig. Perinatal Per.	39	4.2	Nephritis/Nephrotic/Nephrosis	37	4.0
Nephritis/Nephrotic/Nephrosis	35	3.7	Certain Cond. Orig. Perinatal Per.	34	3.7
Chronic Lower Respiratory Dis.	23	2.4	Alzheimer's Disease	29	3.2
Alzheimer's Disease	14	1.5	Chronic Lower Respiratory Dis.	26	2.8
Chronic Liver Disease and Cirrhosis	13	1.4	Chronic Liver Disease and Cirrhosis	14	1.5
Influenza and Pneumonia	12	1.3	Septicemia	12	1.3
Septicemia	10	1.1	Assault (Homicide)	12	1.3
In Situ/Benign/Uncertain Neoplasm	10	1.1	Influenza and Pneumonia	9	1.0

(continued)

Cause of Death

Table 19. Leading Underlying Causes of Death for Females by Race, Wisconsin 2004 and 2005

2004	Number	Percent	2005	Number	Percent
AMERICAN INDIAN	163	100.0	AMERICAN INDIAN	147	100.0
Malignant Neoplasms	41	25.2	Malignant Neoplasms	37	25.2
Diseases of the Heart	21	12.9	Diseases of the Heart	22	15.0
Diabetes Mellitus	20	12.3	Accidents (ex. med./surg. comp.)	11	7.5
Chronic Lower Respiratory Dis.	10	6.1	Chronic Lower Respiratory Dis.	8	5.4
Cerebrovascular Diseases	9	5.5	Chronic Liver Disease/Cirrhosis	8	5.4
Accidents (ex. med./surg. comp.)	9	5.5	Cerebrovascular Diseases	6	4.1
Chronic Liver Disease/Cirrhosis	6	3.7	Influenza and Pneumonia	6	4.1
Nephritis/Nephrotic/Nephrosis	5	3.1	Intentional Self-Harm (Suicide)	5	3.4
Septicemia	4	2.5	Diabetes Mellitus	4	2.7
Influenza and Pneumonia	4	2.5	Nephritis/Nephrotic/Nephrosis	3	2.0
Viral Hepatitis	2	1.2	Septicemia	2	1.4
Certain Cond. Orig. Perinatal Per.	2	1.2	Alzheimer's Disease	2	1.4
ASIAN	104	100.0	ASIAN	102	100.0
Malignant Neoplasms	25	24.0	Malignant Neoplasms	28	27.5
Cerebrovascular Diseases	17	16.3	Diseases of the Heart	25	24.5
Diseases of the Heart	16	15.4	Cerebrovascular Diseases	8	7.8
Diabetes Mellitus	8	7.7	Hypertension/Hypertens. Renal Dis.	3	2.9
Accidents (ex. Med./surg. comp.)	8	7.7	Influenza and Pneumonia	3	2.9
Congenital Malformations, etc.	5	4.8	Accidents (ex. Med./surg. comp.)	3	2.9
Certain Cond. Orig. Perinatal Per.	3	2.9	Intentional Self-Harm (Suicide)	3	2.9
Hypertension/Hypertens. Renal Dis.	2	1.9	Septicemia	2	2.0
Nephritis/Nephrotic/Nephrosis	2	1.9	Diabetes Mellitus	2	2.0
Nutritional Deficiencies	1	1.0	Alzheimer's Disease	2	2.0
Meningitis	1	1.0	Chronic Lower Respiratory Dis.	2	2.0
Parkinson's Disease	1	1.0	Assault (Homicide)	2	2.0

Source: Bureau of Health Information and Policy, Division of Public Health, Department of Health and Family Services.

Notes: There was one record in 2005 for which sex was unknown, so the totals for males and females will not add to the totals on page 39. The total for 2005 includes three records for which race was reported as Hawaiian. There was one record in 2004 and two records in 2005 where race was unknown; these are included in the totals.

Underlying cause of death is the disease or injury that initiated events resulting in death. For the ICD-10 codes used for cause of death groupings, see Technical Notes, page 77. Conditions abbreviated in this table are spelled out in full in the Technical Notes.

- Among females in every race group, diseases of the heart and malignant neoplasms (cancer) were the two leading underlying causes of death in 2005.
- Accidents were the third leading cause of death for African American women and American Indian women, while cerebrovascular diseases ranked third for both white and Asian women.

Cause of Death

Table 20. Deaths by Underlying Cause of Death and County of Residence, Wisconsin, 2005

	Total	Adams	Ashland	Barron	Bayfield	Brown	Buffalo	Burnett	Calumet	Chippewa	Clark
Total Deaths, All Causes	46,544	225	205	487	149	1,626	117	182	265	522	339
Male	22,604	126	101	233	81	785	61	94	131	250	180
Female	23,939	99	104	254	68	841	56	88	134	272	159
Tuberculosis	11				1						
Syphilis	2										
Human Immunodeficiency Virus (HIV)	59	1				3					
Malignant Neoplasms	10,912	61	41	108	35	374	28	55	72	118	80
Stomach	166	2	1	1		8					3
Colon, Rectum, Anus	995	6	3	11	5	32	5		4	8	9
Pancreas	646	4	2	6	2	30	1	5	2	9	5
Trachea, Bronchus and Lung	2,845	21	11	28	9	98	6	21	20	28	20
Breast	776	4	6	9	5	16	2	5	7	9	2
Cervix Uteri, Corpus Uteri, Ovary	533	2	1	5	2	25	1	2	7	5	2
Prostate	629	2	1	10	1	22	5	5	3	11	8
Urinary Tract	568	2	6	4		22		3	4	6	3
Non-Hodgkins Lymphoma	469			7	3	12	3	1	3	9	2
Leukemia	503	7	4	2	1	15	1	1	3	7	5
Other Malignant Neoplasms	2,782	11	6	25	7	94	4	12	19	26	21
Diabetes Mellitus	1,273	6	7	8	4	28	2	8	8	17	12
Alzheimers Disease	1,510	2	12	23	4	68		3	8	16	9
Major Cardiovascular Diseases	15,892	77	75	185	60	584	45	60	99	170	102
Diseases of the Heart	11,777	58	51	138	42	431	35	45	72	131	72
Hyper. Heart Dis w/wo Renal Dis.	494		2	3	2	8					2
Ischemic Heart Disease	7,608	44	37	95	29	274	17	28	52	94	52
Other Diseases of the Heart	3,675	14	12	40	11	149	18	17	20	37	18
Hypertension/Hypertensive Renal Dis.	450	1	1	3		6	1	3	1		1
Cerebrovascular Diseases	2,952	14	21	40	13	117	8	11	24	31	26
Atherosclerosis	169	1	1			4	1			4	
Other Diseases of Circulatory System	544	3	1	4	5	26		1	2	4	3
Influenza and Pneumonia	1,267	6	8	9	4	45	3	5	4	19	14
Chronic Lower Respiratory Diseases	2,442	15	12	24	9	87	9	7	14	36	20
Peptic Ulcer	71		1			2					1
Chronic Liver Disease and Cirrhosis	466	5	3	3	2	20	2	2	2	6	2
Nephritis, Nephrotic Syn./Nephrosis	920	2	1	12	1	31	4	6	6	12	7
Pregnancy, Childbirth & Puerperium	15										
Certain Conditions Orig./Perinatal Per.	247	1		2		8	1			2	2
Congenital Malformations, etc.	219	3	1	1	1	11				3	5
Sudden Infant Death Syndrome	37					4					
Symptoms, Signs, and Lab Findings	130					3			1		1
All Other Diseases	7,625	26	31	85	20	239	18	23	33	78	54
Motor Vehicle Accidents	852	10	4	10	2	31		4	5	15	13
All Accidents (except motor vehicle)	1,648	5	5	13	4	42	1	5	9	20	12
Intentional Self-Harm (Suicide)	639	5	3	4	1	30	4	3	3	8	4
Assault (Homicide)	236		1		1	9		1	1	1	
All Other External Causes	71					7				1	1

Cause of Death

Table 20. Deaths by Underlying Cause of Death and County of Residence, Wisconsin 2005

	Columbia	Crawford	Dane	Dodge	Door	Douglas	Dunn	Eau Claire	Florence	Fond du Lac	Forest
Total Deaths, All Causes	498	169	2,648	826	314	425	260	704	45	1,000	103
Male	243	93	1,285	391	145	220	135	331	21	449	50
Female	255	76	1,363	435	169	205	125	372	24	551	53
Tuberculosis											
Syphilis											
Human Immunodeficiency Virus		1	5	1		1		1			
Malignant Neoplasms	119	39	615	192	73	94	57	159	13	234	27
Stomach	1		6	3	2	1		2		4	1
Colon, Rectum, Anus	7	6	55	19	8	12	6	15		23	1
Pancreas	10		32	12	3	9	5	9	1	17	3
Trachea, Bronchus and Lung	28	12	143	51	21	22	9	45	4	55	6
Breast	6	1	45	17	4	7	4	3		19	1
Cervix Uteri, Corpus Uteri, Ovary	7	3	27	15	7	6		8	1	7	
Prostate	9	3	34	12	3	8	3	13	1	14	4
Urinary Tract	9	2	36	9	4	4	4	6		10	1
Non-Hodgkin's Lymphoma	3	3	28	6	1	3	1	7	1	12	1
Leukemia	5	2	40	8	1	5	3	12		7	1
Other Malignant Neoplasms	34	7	169	40	19	17	22	39	5	66	8
Diabetes Mellitus	12	6	64	28	3	24	4	21		27	5
Alzheimer's Disease	14	4	100	27	8	10	9	21		35	3
Major Cardiovascular Diseases	174	63	900	324	121	122	91	248	20	350	34
Diseases of the Heart	122	44	663	245	94	92	71	188	18	254	20
Hyp. Heart Dis. w/wo Renal Dis.	2	1	29	8	2	2	1	7	1	14	
Ischemic Heart Disease	73	31	376	176	59	58	38	111	6	169	11
Other Diseases of the Heart	47	12	258	61	33	32	32	70	11	71	9
Hypertension/Hypertens. Renal Dis.	9		19	3	1	1	1	8		14	1
Cerebrovascular Diseases	41	13	182	54	23	26	17	44	2	64	9
Atherosclerosis		1	4	7	1			3		8	1
Other Dis. of Circulatory System	2	5	32	15	2	3	2	5		10	3
Influenza and Pneumonia	13	4	86	20	10	8	3	23	1	19	2
Chronic Lower Respiratory Diseases	32	9	149	37	15	28	14	49		54	2
Peptic Ulcer		1	5	2	1	1		1		3	
Chronic Liver Disease and Cirrhosis	4		32	6	3	5	4	9		4	2
Nephritis/Nephrotic Syn./Nephrosis	9	2	27	21	9	5	5	14	3	23	3
Pregnancy, Childbirth and Puerperium			2								
Certain Conditions Orig. in Perinatal Per.			15	6	2			3		5	
Congenital Malformations, etc.	4	2	14	2	2	3	3	3		5	
Sudden Infant Death Syndrome				1						1	
Symptoms, Signs and Lab. Findings	1	1	9	2	1	2		3		2	2
All Other Diseases	83	18	438	106	45	78	48	114	5	176	17
Motor Vehicle Accidents	11	10	55	22	6	10	10	6	2	16	2
All Accidents (except motor vehicle)	14	7	76	19	10	25	9	21	1	30	2
Intentional Self-Harm (Suicide)	6	2	49	10	4	5	3	6		14	2
Assault (Homicide)	2		6			1		1			
All Other External Causes			1		1	3		1		2	

Cause of Death

Table 20. Deaths by Underlying Cause of Death and County of Residence, Wisconsin 2005

	Grant	Green	Green Lake	Iowa	Iron	Jackson	Jefferson	Juneau	Kenosha	Kewaunee	La Crosse
Total Deaths, All Causes	484	316	230	177	110	189	608	278	1,253	182	818
Male	224	162	98	94	52	109	302	146	585	94	374
Female	260	154	132	83	58	80	306	132	668	88	444
Tuberculosis		1									
Syphilis											
Human Immunodeficiency Virus									1		1
Malignant Neoplasms	100	86	58	40	26	42	147	77	296	37	193
Stomach		1		1	1	1	2	1	3		4
Colon, Rectum, Anus	6	12	4	2	2	6	21	6	25	3	22
Pancreas	2	4	5	4	2	1	15	3	16		13
Trachea, Bronchus and Lung	29	20	11	8	6	11	35	18	88	11	45
Breast	5	7	4	4	1	7	8	4	20	1	24
Cervix Uteri, Corpus Uteri, Ovary	9	5	3	4	1		6	4	19	2	10
Prostate	10	4	1	2		3	9	6	15	2	8
Urinary Tract	6	5	6	1	3	2	7	6	16	4	12
Non-Hodgkin's Lymphoma	4	4	6	1	1	1	9	6	4	6	7
Leukemia	5		1	3	1	1	4	2	8	1	4
Other Malignant Neoplasms	24	24	17	10	8	9	31	21	82	7	44
Diabetes Mellitus	15	12	11	4	2	4	17	15	48	4	19
Alzheimer's Disease	22	20	4	2	2	6	32	8	39	3	34
Major Cardiovascular Diseases	193	105	83	81	44	58	207	78	428	61	254
Diseases of the Heart	149	76	59	69	36	38	156	52	323	44	180
Hyp. Heart Dis. w/wo Renal Dis.	2	4		1			6		12		7
Ischemic Heart Disease	101	41	38	50	30	29	102	36	228	20	118
Other Diseases of the Heart	46	31	21	18	6	9	48	16	83	24	55
Hypertension/Hypertens. Renal Dis.	3	1	4				3	5	10	3	7
Cerebrovascular Diseases	35	25	17	12	7	18	40	12	78	13	53
Atherosclerosis		1	1				3		1		5
Other Dis. of Circulatory System	6	2	2		1	2	5	9	16	1	9
Influenza and Pneumonia	20	7	8	2	7	6	14	6	29	4	24
Chronic Lower Respiratory Diseases	21	11	12	11	4	19	28	21	76	10	46
Peptic Ulcer			1				1			1	1
Chronic Liver Disease and Cirrhosis	6	1	2		1	1	3	5	18	1	5
Nephritis/Nephrotic Syn./Nephrosis	10	4	5	2	1	4	11	5	28	7	14
Pregnancy, Childbirth and Puerperium											
Certain Conditions Orig. in Perinatal Per.	2	2		3	1		2	2	7		1
Congenital Malformations, etc.	4	1					4		2	1	7
Sudden Infant Death Syndrome									1		
Symptoms, Signs and Lab. Findings	1						1	1	5	1	5
All Other Diseases	64	44	33	21	16	23	91	38	181	36	171
Motor Vehicle Accidents	5	6	6	4		8	15	6	19	6	4
All Accidents (except motor vehicle)	9	8	4	6	4	14	21	12	44	10	20
Intentional Self-Harm (Suicide)	11	7	3	1		4	12	3	24		10
Assault (Homicide)	1				2		2		6		2
All Other External Causes		1						1	1		7

Cause of Death

Table 20. Deaths by Underlying Cause of Death and County of Residence, Wisconsin 2005

	Lafayette	Langlade	Lincoln	Manitowoc	Marathon	Marinette	Marquette	Menominee	Milwaukee	Monroe	Oconto
Total Deaths, All Causes	130	233	316	742	976	493	185	45	8,605	399	327
Male	60	100	163	334	478	257	97	29	4,134	206	181
Female	70	133	153	408	498	236	88	16	4,471	193	146
Tuberculosis				1					3		1
Syphilis					1				1		
Human Immunodeficiency Virus					1				29		
Malignant Neoplasms	29	49	70	170	248	125	42	11	1,919	73	75
Stomach		1		1	3	3	1		36	1	2
Colon, Rectum, Anus	4	5	8	15	21	6	1	2	162	6	4
Pancreas	4	2	5	9	16	5	2		121	6	2
Trachea, Bronchus and Lung	6	11	19	47	58	44	17	2	512	15	23
Breast	1	3	5	12	22	12	2		126	9	5
Cervix Uteri, Corpus Uteri, Ovary	1	1	3	9	11	8			95	2	3
Prostate	2	3	10	5	16	9	4		97	4	8
Urinary Tract	1	3	1	13	13	2	5	2	95	4	8
Non-Hodgkin's Lymphoma		5	5	10	7	6	2	1	76	4	2
Leukemia		1	2	7	8	4	2	1	82	3	1
Other Malignant Neoplasms	10	14	12	42	73	26	6	3	517	19	17
Diabetes Mellitus	4	4	10	13	31	7	15	1	221	15	13
Alzheimer's Disease	3	7	12	18	30	17	2	1	206	6	16
Major Cardiovascular Diseases	40	83	116	249	301	179	64	13	2,798	158	110
Diseases of the Heart	29	60	83	184	202	124	49	10	2,155	124	80
Hyp. Heart Dis. w/wo Renal Dis.	1	1		1	10	6	1		190	8	2
Ischemic Heart Disease	22	47	62	127	130	93	31	7	1,387	81	50
Other Diseases of the Heart	6	12	21	56	62	25	17	3	578	35	28
Hypertension/Hypertens. Renal Dis.		5	2	7	26	11	1		98	7	4
Cerebrovascular Diseases	10	17	26	42	56	34	11	2	453	23	23
Atherosclerosis		1	3	5	3	1			13		
Other Diseases of Circulatory System	1		2	11	14	9	3	1	79	4	3
Influenza and Pneumonia	9	12	6	17	33	14	3	1	220	9	4
Chronic Lower Respiratory Diseases	8	16	18	31	52	32	9		393	21	19
Peptic Ulcer				4	1	1	1		13		
Chronic Liver Disease and Cirrhosis	2	1	3	5	18	6	2	3	105	2	2
Nephritis/Nephrotic Syn./Nephrosis	1	4	15	14	13	13	4	2	171	17	6
Pregnancy, Childbirth and Puerperium		1				1			7		
Certain Conditions Orig. in Perinatal Per.	1		1	3	9		2		80	1	1
Congenital Malformations, etc.	1		3	7	4	3			43	4	1
Sudden Infant Death Syndrome					1				16	1	
Symptoms, Signs and Lab. Findings	2	2							33	1	1
All Other Diseases	16	43	41	145	169	68	29	2	1,610	58	52
Motor Vehicle Accidents	8	4	4	13	17	12	2	5	74	7	9
All Accidents (except motor vehicle)	5	6	14	42	24	6	6	2	394	15	12
Intentional Self-Harm (Suicide)		1	3	9	21	8	4	3	90	9	2
Assault (Homicide)	1			1	1	1		1	149	1	3
All Other External Causes					1				30	1	

Cause of Death

Table 20. Deaths by Underlying Cause of Death and County of Residence, Wisconsin 2005

	Oneida	Outagamie	Ozaukee	Pepin	Pierce	Polk	Portage	Price	Racine	Richland	Rock
Total Deaths, All Causes	421	1,194	605	66	229	401	491	200	1,537	164	1,409
Male	213	585	281	35	123	202	264	104	778	82	664
Female	208	609	324	31	106	199	227	96	759	82	745
Tuberculosis		1							1		
Syphilis											
Human Immunodeficiency Virus		3			1		1	1	1		
Malignant Neoplasms	109	288	175	11	42	108	112	56	351	39	346
Stomach	1	5	5		1	1	3		4	1	2
Colon, Rectum, Anus	12	30	23			17	6	9	16	6	21
Pancreas	8	11	13	1	3	4	6	4	23	1	16
Trachea, Bronchus and Lung	25	76	46	3	7	24	27	13	106	9	123
Breast	8	23	10	2	4	4	8	3	25	3	29
Cervix Uteri, Corpus Uteri, Ovary	6	18	6	1	1	6	6	4	19	1	11
Prostate	6	17	10		2	7	6	6	16	2	14
Urinary Tract	6	14	3		4	7	5	2	17	1	15
Non-Hodgkin's Lymphoma	6	13	4	1	1	5	7		13	1	17
Leukemia	6	17	6	2	4	8	6	4	21	2	12
Other Malignant Neoplasms	25	64	49	1	15	25	32	11	91	12	86
Diabetes Mellitus	9	24	15	2	10	14	7	7	59	2	38
Alzheimer's Disease	11	39	27	1	5	12	24	5	51	3	62
Major Cardiovascular Diseases	156	406	228	22	75	133	165	66	497	58	436
Diseases of the Heart	118	288	152	14	49	98	122	50	386	38	325
Hyp. Heart Dis. w/wo Renal Dis.	4	3	8		2	4	4	3	7	1	15
Ischemic Heart Disease	78	194	102	10	36	68	74	29	263	22	190
Other Diseases of the Heart	36	91	42	4	11	26	44	18	116	15	120
Hypertension/Hypertens. Renal Dis.	4	9	5		5	2	2		10	2	14
Cerebrovascular Diseases	28	92	41	5	17	23	33	13	76	14	77
Atherosclerosis		1	25		1	4	3	1	5	2	4
Other Diseases of Circulatory Sys.	6	16	5	3	3	6	5	2	20	2	16
Influenza and Pneumonia	13	37	9	3	6	11	15	4	35	4	44
Chronic Lower Respiratory Diseases	22	54	20	5	14	28	20	17	88	11	108
Peptic Ulcer	1	5		1			2		1		5
Chronic Liver Disease and Cirrhosis	2	14	3		4	3	1	1	16	1	12
Nephritis/Nephrotic Syn./Nephrosis	5	23	8	2	7	5	7	2	30	2	27
Pregnancy, Childbirth and Puerperium		1									1
Certain Conditions Orig. in Perinatal Per.	2	4	2				1		17		6
Congenital Malformations, etc.	1	4	3			3	2		8	1	3
Sudden Infant Death Syndrome							1	1	1		1
Symptoms, Signs and Lab. Findings		2			1	5	3		7		6
All Other Diseases	58	198	81	13	45	52	79	28	254	30	206
Motor Vehicle Accidents	13	34	6		8	8	17	3	30	5	39
All Accidents (except motor vehicle)	16	34	20	3	8	15	22	7	49	6	45
Intentional Self-Harm (Suicide)	2	20	7	3	3	4	10	2	26	1	19
Assault (Homicide)	1	1	1				2		15	1	4
All Other External Causes		2									1

Cause of Death

	Rusk	St. Croix	Sauk	Sawyer	Shawano	Sheboygan	Taylor	Trempealeau	Vernon	Vilas	Walworth
Total Deaths, All Causes	191	429	505	184	448	1,089	196	280	324	235	860
Male	97	206	237	105	212	516	86	137	164	126	396
Female	94	223	268	79	236	573	110	143	160	109	464
Tuberculosis						1					
Syphilis											
Human Immunodeficiency Virus				1		1					
Malignant Neoplasms	41	99	129	46	88	248	41	60	62	84	190
Stomach	1	1	3	1	1	5		1		1	2
Colon, Rectum, Anus	3	10	13	7	11	23	4	6	3	6	17
Pancreas	3	7	5	2	2	14	1	1	4	2	9
Trachea, Bronchus and Lung	5	21	45	12	24	58	10	18	16	30	52
Breast	7	6	7	1	5	22	5	2	2	9	11
Cervix Uteri, Corpus Uteri, Ovary		6	8	3	6	14	2	3	2	1	10
Prostate	3	12	7	3	7	13	1	3	7	4	5
Urinary Tract		3	7	3	5	12	2	1	5	1	8
Non-Hodgkin's Lymphoma	2	5	1	3	3	9	2	5	2	3	8
Leukemia	4	3	9	2	2	16	3	3	3	2	8
Other Malignant Neoplasms	13	25	24	9	22	62	11	17	18	25	60
Diabetes Mellitus	6	7	10	5	21	22	8	6	8	5	31
Alzheimer's Disease	10	15	20	2	18	30	2	11	8	1	30
Major Cardiovascular Diseases	67	157	168	59	150	419	63	93	142	69	293
Diseases of the Heart	49	105	121	49	106	323	41	71	95	50	235
Hyp. Heart Dis. w/wo Renal Dis.	1	3	3	1		14	3		3		4
Ischemic Heart Disease	25	58	71	37	89	170	21	55	51	28	142
Other Diseases of the Heart	23	44	47	11	17	139	17	16	41	22	89
Hypertension/Hypertens. Renal Dis.		8	5	1	11	8	3	3	6	2	4
Cerebrovascular Diseases	12	36	35	7	28	76	14	16	33	14	48
Atherosclerosis	1	1			2		3		2	1	1
Other Diseases of Circulatory Sys.	5	7	7	2	3	12	2	3	6	2	5
Influenza and Pneumonia	4	17	22	3	17	31	3	15	3	7	20
Chronic Lower Respiratory Diseases	9	22	24	11	37	42	9	11	15	7	48
Peptic Ulcer						1		1		1	1
Chronic Liver Disease and Cirrhosis	2	4	4	1	1	10		1	2	6	12
Nephritis/Nephrotic Syn./Nephrosis	9	10	12	3	13	13	3	9	10	6	10
Pregnancy, Childbirth and Puerperium						1					
Certain Conditions Orig. in Perinatal Per.		3	2	1		2	3	3	2		6
Congenital Malformations, etc.	2	2	2	1	2	3	1	1	2	1	8
Sudden Infant Death Syndrome								2			
Symptoms, Signs and Lab. Findings			2		1	1	3	1	1		
All Other Diseases	25	62	74	35	77	191	43	43	45	35	142
Motor Vehicle Accidents	2	9	13	7	9	15	3	10	5	4	35
All Accidents (except motor vehicle)	12	14	20	2	9	36	12	9	13	5	18
Intentional Self-Harm (Suicide)	2	6	3	5	5	21	2	3	3	4	13
Assault (Homicide)		1		2				1	3		1
All Other External Causes		1				1					2

Cause of Death

Table 20. Deaths by Underlying Cause of Death and County of Residence, Wisconsin 2005

	Washburn	Washington	Waukesha	Waupaca	Waushara	Winnebago	Wood
Total Deaths, All Causes	193	868	2,903	677	237	1,258	745
Male	107	420	1,316	366	131	597	370
Female	86	448	1,587	311	106	661	375
Tuberculosis		1					
Syphilis							
Human Immunodeficiency Virus		1	3			1	
Malignant Neoplasms	63	228	745	131	65	292	156
Stomach	2	2	14	2	2	5	3
Colon, Rectum, Anus	5	26	65	16	8	36	18
Pancreas	3	16	36	7	3	23	14
Trachea, Bronchus and Lung	14	55	186	21	20	73	32
Breast	3	23	62	10	4	17	7
Cervix Uteri, Corpus Uteri, Ovary	2	9	34	5	2	13	5
Prostate	4	15	34	11	2	11	11
Urinary Tract	8	12	49	3	2	12	11
Non-Hodgkin's Lymphoma	1	12	46	8	1	14	3
Leukemia	3	7	36	13	5	18	7
Other Malignant Neoplasms	18	51	183	35	16	70	45
Diabetes Mellitus	3	28	73	10	3	46	15
Alzheimer's Disease	8	50	79	24	10	43	43
Major Cardiovascular Diseases	60	284	950	274	103	423	269
Diseases of the Heart	45	203	682	184	90	325	195
Hyp. Heart Dis. w/wo Renal Dis.	2	9	18	4		41	1
Ischemic Heart Disease	31	141	451	134	68	180	130
Other Diseases of the Heart	12	53	213	46	22	104	64
Hypertension/Hypertens. Renal Dis.	1	5	45	5	1	12	6
Cerebrovascular Diseases	11	58	184	58	9	56	51
Atherosclerosis		5	7	18	1	4	4
Other Diseases of Circulatory System	3	13	32	9	2	26	13
Influenza and Pneumonia	2	20	72	31	6	35	17
Chronic Lower Respiratory Diseases	5	47	146	23	6	70	43
Peptic Ulcer		1	3	2		2	2
Chronic Liver Disease and Cirrhosis		6	35	3	2	8	4
Nephritis/Nephrotic Syn./Nephrosis	7	14	56	22	8	24	19
Pregnancy, Childbirth and Puerperium			1				
Certain Conditions Orig. in Perinatal Per.	1	2	13	1		9	2
Congenital Malformations, etc.		3	12	2		2	2
Sudden Infant Death Syndrome	1		2			2	1
Symptoms, Signs and Lab. Findings		1	4		3	3	5
All Other Diseases	24	122	494	109	22	214	138
Motor Vehicle Accidents	5	18	39	14	4	11	8
All Accidents (except motor vehicle)	12	26	136	23	3	55	10
Intentional Self-Harm (Suicide)	2	13	35	7	2	14	11
Assault (Homicide)		2	3	1		2	
All Other External Causes		1	2			2	

Source: Bureau of Health Information and Policy, Division of Public Health, Department of Health and Family Services. For the ICD-10 codes used for cause-of-death groupings, see Technical Notes, page 80. The total includes one record from Eau Claire County for which sex was unknown.

Cause of Death

Table 21. Deaths by Specific Underlying Cause, Wisconsin 2005

Underlying Cause of Death	Total	Male	Female
Total Deaths From All Causes	46,544	22,604	23,939
I. Certain Infectious and Parasitic Diseases (A00-B99)	711	335	376
Intestinal Infectious Diseases (A00-A09)	65	22	43
A02 Other Salmonella Infections	1		1
A04 Other Bacterial Intestinal Infections	61	21	40
A05 Other Bacterial Foodborne Intoxications	1	1	
A08 Viral and Other Specified Intestinal Infections	1		1
A09 Diarrhea and Gastroenteritis of Presumed Infectious Origin	1		1
Tuberculosis (A15-A19)	11	6	5
A16 Respiratory Tuberculosis, Not Confirmed Bacteriologically or Histologically	9	4	5
A18 Tuberculosis of Other Organs	2	2	
Other Bacterial Diseases (A30-A49)	440	187	253
A31 Infection Due to Other Mycobacteria	5	1	4
A32 Listeriosis	2	1	1
A37 Whooping Cough	2	1	1
A39 Meningococcal Infection	4	2	2
A40 Streptococcal Septicemia	6	2	4
A41 Other Septicemia	405	172	233
A43 Nocardiosis	1	1	
A48 Other Bacterial Diseases, Not Elsewhere Classified	4	2	2
A49 Bacterial Infection of Unspecified Site	11	5	6
Infections With Predominately Sexual Mode of Transmission (A50-A64)	2	1	1
A52 Late Syphilis	2	1	1
Viral Infections of the Central Nervous System (A80-A89)	12	4	8
A81 Atypical Virus Infections of Central Nervous System	8	3	5
A85 Other Viral Encephalitis, Not Elsewhere Classified	1		1
A86 Unspecified Viral Encephalitis	3	1	2
Arthropod-Borne Viral Fevers and Viral Hemorrhagic Fevers (A90-A99)	2	2	
A92 Other Mosquito-Borne Viral Fevers	2	2	
Viral Infections Characterized by Skin/Mucous Membrane Lesions (B00-B09)	12	6	6
B00 Herpesviral (Herpes Simplex) Infections	7	3	4
B01 Varicella (Chickenpox)	1		1
B02 Zoster (Herpes Zoster)	4	3	1
Viral Hepatitis (B15-B19)	42	27	15
B16 Acute Hepatitis B	6	4	2
B18 Chronic Viral Hepatitis	34	23	11
B19 Unspecified Viral Hepatitis	2		2
Human Immunodeficiency Virus (HIV) Disease (B20-B24)	59	49	10
B20 HIV Disease Resulting in Infectious and Parasitic Diseases	19	16	3
B21 HIV Disease Resulting in Malignant Neoplasms	5	5	
B22 HIV Disease Resulting in Other Specified Diseases	6	5	1
B23 HIV Disease Resulting in Other Conditions	14	10	4
B24 Unspecified HIV Disease	15	13	2

Cause of Death

Table 21. Deaths by Specific Underlying Cause, Wisconsin 2005

Underlying Cause of Death	Total	Male	Female
Other Viral Diseases (B25-B34)	13	5	8
B25 Cytomegaloviral Disease	2	1	1
B34 Viral Infection of Unspecified Site	11	4	7
Mycoses (B35-B49)	15	9	6
B37 Candidiasis	5	4	1
B38 Coccidioidomycosis	1	1	
B40 Blastomycosis	6	2	4
B44 Aspergillosis	2	1	1
B49 Unspecified Mycosis	1	1	
Protozoal Diseases (B50-B64)	1		1
B59 Pneumocystosis	1		1
Helminthiases (B65-B83)	1		1
B69 Cysticercosis	1		1
Sequelae of Infectious and Parasitic Diseases (B90-B94)	29	16	13
B91 Sequelae of Poliomyelitis	7	5	2
B94 Sequelae of Other and Unspecified Infectious and Parasitic Diseases	22	11	11
Other Infectious Diseases (B99)	7	1	6
B99 Other and Unspecified Infectious Diseases	7	1	6
II. Neoplasms (C00-D48)	11,254	5,776	5,478
Malignant Neoplasms of Lip, Oral Cavity and Pharynx (C00-C14)	146	90	56
C01 Base of Tongue	3	3	
C02 Other and Unspecified Parts of Tongue	30	16	14
C04 Floor of Mouth	2		2
C05 Palate	3		3
C06 Other and Unspecified Parts of Mouth	26	13	13
C07 Parotid Gland	6	3	3
C08 Other and Unspecified Major Salivary Glands	3	3	
C09 Tonsil	11	8	3
C10 Oropharynx	19	10	9
C11 Nasopharynx	13	12	1
C12 Pyriform Sinus	3	2	1
C13 Hypopharynx	9	6	3
C14 Other and Ill-Defined Sites in Lip, Oral Cavity and Pharynx	18	14	4
Malignant Neoplasms of Digestive Organs (C15-C26)	2,525	1,404	1,121
C15 Esophagus	307	236	71
C16 Stomach	166	106	60
C17 Small Intestine	23	11	12
C18 Colon	812	390	422
C19 Rectosigmoid Junction	50	28	22
C20 Rectum	124	69	55
C21 Anus and Anal Canal	9	2	7
C22 Liver and Intrahepatic Bile Ducts	288	186	102
C23 Gallbladder	38	12	26

Cause of Death

Table 21. Deaths by Specific Underlying Cause, Wisconsin 2005

Underlying Cause of Death	Total	Male	Female
C24 Other and Unspecified Parts of Biliary Tract	39	22	17
C25 Pancreas	646	331	315
C26 Other and Ill-Defined Digestive Organs	23	11	12
Malignant Neoplasms of Respiratory and Intrathoracic Organs (C30-C39)	2,938	1,625	1,313
C31 Accessory Sinuses	13	10	3
C32 Larynx	60	50	10
C33 Trachea	1	1	
C34 Bronchus and Lung	2,844	1,552	1,292
C37 Thymus	10	7	3
C38 Heart, Mediastinum and Pleura	7	4	3
C39 Other and Ill-Defined Sites in Respiratory System and Intrathoracic Organs	3	1	2
Malignant Neoplasms of Bone and Articular Cartilage (C40-C41)	22	12	10
C40 Bone and Articular Cartilage of Limbs	1		1
C41 Bone and Articular Cartilage of Other and Unspecified Sites	21	12	9
Melanoma and Other Malignant Neoplasms of Skin (C43-C44)	216	122	94
C43 Malignant Melanoma of Skin	174	97	77
C44 Other Malignant Neoplasms of Skin	42	25	17
Malignant Neoplasms of Mesothelial and Soft Tissue (C45-C49)	159	83	76
C45 Mesothelioma	59	44	15
C47 Peripheral Nerves and Autonomic Nervous System	2	2	
C48 Retroperitoneum and Peritoneum	22	2	20
C49 Other Connective and Soft Tissue	76	35	41
Malignant Neoplasm of Breast (C50)	776	10	766
C50 Breast	776	10	766
Malignant Neoplasms of Female Genital Organs (C51-C58)	566		566
C51 Vulva	16		16
C52 Vagina	8		8
C53 Cervix Uteri	60		60
C54 Corpus Uteri	83		83
C55 Uterus, Part Unspecified	73		73
C56 Ovary	317		317
C57 Other and Unspecified Female Genital Organs	9		9
Malignant Neoplasms of Male Genital Organs (C60-C63)	636	636	
C60 Penis	2	2	
C61 Prostate	629	629	
C62 Testis	5	5	
Malignant Neoplasms of Urinary Tract (C64-C68)	568	354	214
C64 Kidney, Except Renal Pelvis	236	153	83
C65 Renal Pelvis	6	2	4
C66 Ureter	7	4	3
C67 Bladder	312	193	119
C68 Other and Unspecified Urinary Organs	7	2	5

Cause of Death

Table 21. Deaths by Specific Underlying Cause, Wisconsin 2005

Underlying Cause of Death	Total	Male	Female
Malignant Neoplasms of Eye, Brain, Other Parts of Central Nervous System (C69-C72)	283	158	125
C69 Eye and Adnexa	3	3	
C70 Meninges	2		2
C71 Brain	273	153	120
C72 Spinal Cord, Cranial Nerves and Other Parts of Central Nervous System	5	2	3
Malignant Neoplasms of Thyroid and Other Endocrine Glands (C73-C75)	38	14	24
C73 Thyroid Gland	24	6	18
C74 Adrenal Gland	13	7	6
C75 Other Endocrine Glands and Related Structures	1	1	
Malignant Neoplasms of Ill-Defined, Secondary and Unspec. Sites (C76-C80)	739	368	371
C76 Other and Ill-Defined Sites	34	14	20
C77 Secondary and Unspecified Malignant Neoplasm of Lymph Nodes	1	1	
C78 Secondary Malignant Neoplasm of Respiratory and Digestive Organs	45	21	24
C79 Secondary Malignant Neoplasm of Other Sites	80	51	29
C80 Malignant Neoplasm Without Specification of Site	579	281	298
Malignant Neoplasms of Lymphoid, Hematopoetic and Related Tissue (C81-C96)	1,222	683	539
C81 Hodgkins Disease	28	15	13
C82 Follicular (Nodular) Non-Hodgkins Lymphoma	8	3	5
C83 Diffuse Non-Hodgkins Lymphoma	74	41	33
C84 Peripheral and Cutaneous T-Cell Lymphomas	18	11	7
C85 Other and Unspecified Types of Non-Hodgkins Lymphoma	369	188	181
C88 Malignant Immunoproliferative Diseases	8	4	4
C90 Multiple Myeloma and Malignant Plasma Cell Neoplasms	212	111	101
C91 Lymphoid Leukemia	152	89	63
C92 Myeloid Leukemia	246	158	88
C93 Monocytic Leukemia	5	2	3
C94 Other Leukemias of Specified Cell Type	1	1	
C95 Leukemia of Unspecified Cell Type	99	59	40
C96 Other/Unspecified Malignant Neoplasms Lymphoid, Hematopoietic and Related Tissue	2	1	1
Malignant Neoplasms of Independent (Primary) Multiple Sites (C97)	78	44	34
C97 Independent (Primary) Multiple Sites	78	44	34
Benign Neoplasms (D10-D36)	32	15	17
D15 Other and Unspecified Intrathoracic Organs	2		2
D18 Hemangioma and Lymphangioma, Any Site	3	1	2
D19 Mesothelial Tissue	1	1	
D32 Meninges	22	11	11
D33 Brain and Other Parts of Central Nervous System	4	2	2
Neoplasms of Uncertain Or Unknown Behavior (D37-D48)	310	158	152
D37 Oral Cavity and Digestive Organs	14	7	7
D38 Middle Ear and Respiratory and Intrathoracic Organs	16	6	10
D39 Female Genital Organs	3		3

Cause of Death

Table 21. Deaths by Specific Underlying Cause, Wisconsin 2005

Underlying Cause of Death	Total	Male	Female
D41 Urinary Organs	2	1	1
D43 Brain and Central Nervous System	64	22	42
D44 Endocrine Glands	9	6	3
D45 Polycythemia Vera	4	4	
D46 Myelodysplastic Syndromes	135	82	53
D47 Other Neoplasms Uncertain or Unknown Behavior of Lymphoid, Hematopoietic/Related Tissue	42	20	22
D48 Other and Unspecified Sites	21	10	11
III. Diseases of Blood and Blood-Forming Organs and Certain Disorders Involving the Immune Mechanisms (D50-D89)	159	54	105
Nutritional Anemias (D50-D53)	6	1	5
D50 Iron Deficiency Anemia	4	1	3
D51 Vitamin B12 Deficiency Anemia	1		1
D53 Other Nutritional Anemias	1		1
Hemolytic Anemias (D55-D59)	12	4	8
D57 Sickle-Cell Disorders	6	3	3
D58 Other Hereditary Hemolytic Anemias	3		3
D59 Acquired Hemolytic Anemia	3	1	2
Aplastic and Other Anemias (D60-D64)	65	15	50
D61 Other Aplastic Anemias	17	6	11
D64 Other Anemias	48	9	39
Coagulation Defects, Purpura and Other Hemorrhagic Conditions (D65-D69)	35	13	22
D65 Disseminated Intravascular Coagulation (Defibrination Syndrome)	2		2
D66 Hereditary Factor VIII Deficiency	1		1
D67 Hereditary Factor IX Deficiency	1	1	
D68 Other Coagulation Defects	11	4	7
D69 Purpura and Other Hemorrhagic Conditions	20	8	12
Other Diseases of Blood and Blood-Forming Organs (D70-D77)	9	5	4
D70 Agranulocytosis	6	4	2
D75 Other Diseases of Blood and Blood-Forming Organs	3	1	2
Certain Disorders Involving the Immune Mechanism (D80-D89)	32	16	16
D83 Common Variable Immunodeficiency	1		1
D84 Other Immunodeficiencies	4	4	
D86 Sarcoidosis	26	11	15
D89 Other Disorders Involving Immune Mechanism, Not Elsewhere Classified	1	1	
IV. Endocrine, Nutritional and Metabolic Disease (E00-E90)	1,759	861	898
Disorder of Thyroid Gland (E00-E07)	27	7	20
E03 Other Hypothyroidism	20	5	15
E04 Other Nontoxic Goitre	2		2
E05 Thyrotoxicosis (Hyperthyroidism)	5	2	3
Diabetes Mellitus (E10-E14)	1,273	629	644
E10 Insulin-Dependent Diabetes Mellitus	117	49	68
E11 Non-Insulin-Dependent Diabetes Mellitus	326	157	169
E13 Other Specified Diabetes Mellitus	1		1

Cause of Death

Table 21. Deaths by Specific Underlying Cause, Wisconsin 2005

Underlying Cause of Death	Total	Male	Female
E14 Unspecified Diabetes Mellitus	829	423	406
Other Disorders of Glucose Regulation/Pancreatic Internal Secretion (E15-E16)	3	2	1
E16 Other Disorders of Pancreatic Internal Secretion	3	2	1
Disorders of Other Endocrine Glands (E20-E35)	11	4	7
E21 Hyperparathyroidism and Other Disorders of Parathyroid Gland	1		1
E22 Hyperfunction of Pituitary Gland	1		1
E23 Hypofunction and Other Disorders of Pituitary Gland	1	1	
E24 Cushings Syndrome	1	1	
E25 Adrenogenital Disorders	1		1
E27 Other Disorders of Adrenal Gland	4	2	2
E28 Ovarian Dysfunction	1		1
E34 Other Endocrine Disorders	1		1
Malnutrition (E40-E46)	50	19	31
E41 Nutritional Marasmus	5	1	4
E43 Unspecified Severe Protein-Energy Malnutrition	7	2	5
E45 Retarded Development Following Protein-Energy Malnutrition	1		1
E46 Unspecified Protein-Energy Malnutrition	37	16	21
Other Nutritional Deficiencies (E50-E64)	6	1	5
E51 Thiamine Deficiency	1	1	
E63 Other Nutritional Deficiencies	5		5
Obesity and Other Hyperalimentation (E65-E68)	69	39	30
E65 Localized Adiposity	1		1
E66 Obesity	68	39	29
Metabolic Disorders (E70-E90)	320	160	160
E72 Other Disorders of Amino-Acid Metabolism	3	2	1
E74 Other Disorders of Carbohydrate Metabolism	1		1
E75 Disorders of Sphingolipid Metabolism and Other Lipid Storage Disorders	2	1	1
E76 Disorders of Glycosaminoglycan Metabolism	1	1	
E78 Disorders of Lipoprotein Metabolism and Other Lipidemias	135	74	61
E83 Disorders of Mineral Metabolism	5	3	2
E84 Cystic Fibrosis	6	3	3
E85 Amyloidosis	15	10	5
E86 Volume Depletion	87	28	59
E87 Other Disorders of Fluid, Electrolyte and Acid-Base Balance	53	32	21
E88 Other Metabolic Disorders	12	6	6
V. Mental and Behavioral Disorders (F00-F99)	2,119	723	1,396
Organic, Including Symptomatic, Mental Disorders (F00-F09)	1,794	511	1,283
F01 Vascular Dementia	59	20	39
F03 Unspecified Dementia	1,682	472	1,210
F05 Delirium, Not Induced By Alcohol/Other Psychoactive Substances	8	4	4
F06 Other Mental Disorders Due To Brain Damage and Dysfunction and Physical Disease	45	15	30

Cause of Death

Table 21. Deaths by Specific Underlying Cause, Wisconsin 2005

Underlying Cause of Death	Total	Male	Female
Mental and Behavior Disorders Due to Psychoactive Substance Abuse (F10-F19)	248	187	61
F10 Use of Alcohol	203	153	50
F11 Use of Opioids	3	2	1
F14 Use of Cocaine	15	14	1
F15 Use of Other Stimulants	2	1	1
F17 Use of Tobacco	22	15	7
F19 Multiple Drug Use and Use of Other Psychoactive Substances	3	2	1
Schizophrenia, Schizotypal and Delusional Disorders (F20-F29)	13	5	8
F20 Schizophrenia	8	2	6
F23 Acute and Transient Psychotic Disorders	1		1
F25 Schizoaffective Disorders	2	2	
F29 Unspecified Nonorganic Psychosis	2	1	1
Mood (Affective) Disorders (F30-F39)	29	13	16
F31 Bipolar Affective Disorder	6	2	4
F32 Depressive Episodes	23	11	12
Neurotic, Stress-Related and Somatoform Disorders (F40-F48)	3		3
F43 Reaction to Severe Stress and Adjustment Disorders	1		1
F44 Dissociative (Conversion) Disorders	1		1
F48 Other Neurotic Disorders	1		1
Behavior Syndromes Associated With Physiological Disturbances and Physical Factors (F50-F59)	16	2	14
F50 Eating Disorders	12	1	11
F54 Psychological and Behavioral Factors Associated with Disorders or Diseases Classified Elsewhere	3	1	2
F55 Abuse of Non-Dependence-Producing Substances	1		1
Mental Retardation (F70-F79)	16	5	11
F72 Severe Mental Retardation	2		2
F73 Profound Mental Retardation	3		3
F79 Unspecified Mental Retardation	11	5	6
VI. Diseases of the Nervous System (G00-G99)	2,601	1,010	1,591
Inflammatory Diseases of the Central Nervous System (G00-G09)	31	15	16
G00 Bacterial Meningitis, Not Elsewhere Classified	9	4	5
G03 Meningitis Due to Other and Unspecified Causes	7	4	3
G04 Encephalitis, Myelitis and Encephalomyelitis	4	1	3
G06 Intracranial and Intraspinial Abscess and Granuloma	5	3	2
G08 Intracranial and Intraspinial Phlebitis and Thrombophlebitis	1		1
G09 Sequelae of Inflammatory Diseases of Central Nervous System	5	3	2
Systemic Atrophies Primarily Affecting Central Nervous System (G10-G13)	186	106	80
G10 Huntingtons Disease	22	11	11
G11 Hereditary Ataxia	5	3	2
G12 Spinal Muscular Atrophy and Related Syndromes	159	92	67
Extrapyramidal and Movement Disorders (G20-G26)	456	270	186
G20 Parkinsons Disease	446	264	182

Cause of Death

Table 21. Deaths by Specific Underlying Cause, Wisconsin 2005

Underlying Cause of Death	Total	Male	Female
G21 Secondary Parkinsonism	1	1	
G23 Other Degenerative Diseases of the Basal Ganglia	3	3	
G24 Dystonia	2	1	1
G25 Other Extrapyrimal and Movement Disorders	4	1	3
Other Degenerative Diseases of the Nervous System (G30-G32)	1,544	454	1,090
G30 Alzheimers Disease	1,510	438	1,072
G31 Other Degenerative Diseases of Nervous System, Not Elsewhere Classified	34	16	18
Demyelinating Diseases of the Central Nervous System (G35-G37)	99	24	75
G35 Multiple Sclerosis	96	24	72
G37 Other Demyelinating Diseases of Central Nervous System	3		3
Episodic and Paroxysmal Disorders (G40-G47)	47	23	24
G40 Epilepsy	14	9	5
G41 Status Epilepticus	8	2	6
G45 Transient Cerebral Ischemic Attacks and Related Syndromes	7	2	5
G47 Sleep Disorders	18	10	8
Nerve, Nerve Root and Plexus Disorders (G50-G59)	1	1	
G58 Other Mononeuropathies	1	1	
Polyneuropathies and Oth Disorders of Peripheral Nervous System (G60-G64)	11	5	6
G60 Hereditary and Idiopathic Neuropathy	3	1	2
G61 Inflammatory Polyneuropathy	2	1	1
G62 Other Polyneuropathies	6	3	3
Diseases of Myoneural Junction and Muscle (G70-G73)	43	22	21
G70 Myasthenia Gravis and Other Myoneural Disorders	14	6	8
G71 Primary Disorders of Muscles	26	15	11
G72 Other Myopathies	3	1	2
Cerebral Palsy and Other Paralytic Syndromes (G80-G83)	39	21	18
G80 Infantile Cerebral Palsy	26	14	12
G81 Hemiplegia	4	2	2
G82 Paraplegia and Tetraplegia	8	5	3
G83 Other Paralytic Syndromes	1		1
Other Disorders of the Nervous System (G90-G99)	144	69	75
G90 Disorders of Autonomic Nervous System	6	4	2
G91 Hydrocephalus	19	8	11
G92 Toxic Encephalopathy	1		1
G93 Other Disorders of Brain	105	50	55
G95 Other Diseases of Spinal Cord	9	6	3
G96 Other Disorders of Central Nervous System	2	1	1
G98 Other Disorders of Nervous System, Not Elsewhere Classified	2		2
IX. Diseases of the Circulatory System (I00-I99)	15,970	7,550	8,420
Chronic Rheumatic Heart Diseases (I05-I09)	79	25	54
I05 Rheumatic Mitral Valve Diseases	32	8	24
I06 Rheumatic Aortic Valve Diseases	1		1
I07 Rheumatic Tricuspid Valve Diseases	7	4	3

Cause of Death

Table 21. Deaths by Specific Underlying Cause, Wisconsin 2005

Underlying Cause of Death	Total	Male	Female
I08 Multiple Valve Diseases	29	11	18
I09 Other Rheumatic Heart Diseases	10	2	8
Hypertensive Diseases (I10-I15)	944	321	623
I10 Essential (Primary) Hypertension	260	68	192
I11 Hypertensive Heart Disease	446	152	294
I12 Hypertensive Renal Disease	190	80	110
I13 Hypertensive Heart and Renal Disease	48	21	27
Ischemic Heart Diseases (I20-I25)	7,608	4,116	3,492
I20 Angina Pectoris	6	1	5
I21 Acute Myocardial Infarction	3,157	1,752	1,405
I24 Other Acute Ischemic Heart Diseases	42	16	26
I25 Chronic Ischemic Heart Disease	4,403	2,347	2,056
Pulmonary Heart Disease and Diseases of Pulmonary Circulation (I26-I28)	293	129	164
I26 Pulmonary Embolism	179	84	95
I27 Other Pulmonary Heart Diseases	114	45	69
Other Forms of Heart Disease (I30-I52)	3,303	1,421	1,882
I31 Other Diseases of Pericardium	8	5	3
I33 Acute and Subacute Endocarditis	17	11	6
I34 Nonrheumatic Mitral Valve Disorders	55	13	42
I35 Nonrheumatic Aortic Valve Disorders	353	144	209
I38 Endocarditis, Valve Unspecified	133	55	78
I40 Acute Myocarditis	5	1	4
I42 Cardiomyopathy	523	284	239
I44 Atrioventricular and Left-Bundle-Branch Block	15	4	11
I45 Other Conduction Disorders	5	3	2
I46 Cardiac Arrest	27	14	13
I47 Paroxysmal Tachycardia	16	4	12
I48 Atrial Fibrillation and Flutter	277	97	180
I49 Other Cardiac Arrhythmias	305	149	156
I50 Heart Failure	1,440	558	882
I51 Complications and Ill-Defined Descriptions of Heart Disease	124	79	45
Cerebrovascular Diseases (I60-I69)	2,952	1,149	1,803
I60 Subarachnoid Hemorrhage	121	53	68
I61 Intracerebral Hemorrhage	350	150	200
I62 Other Nontraumatic Intracranial Hemorrhage	147	75	72
I63 Cerebral Infarction	139	65	74
I64 Stroke, Not Specified as Hemorrhage or Infarction	1,557	555	1,002
I67 Other Cerebrovascular Diseases	116	40	76
I69 Sequelae of Cerebrovascular Disease	522	211	311
Diseases of Arteries, Arterioles and Capillaries (I70-I79)	713	360	353
I70 Atherosclerosis	169	68	101
I71 Aortic Aneurysm and Dissection	315	188	127
I72 Other Aneurysm	15	8	7

Cause of Death

Table 21. Deaths by Specific Underlying Cause, Wisconsin 2005

Underlying Cause of Death	Total	Male	Female
I73 Other Peripheral Vascular Diseases	189	85	104
I74 Arterial Embolism and Thrombosis	12	5	7
I77 Other Disorders of Arteries and Arterioles	12	6	6
I78 Diseases of Capillaries	1		1
Diseases of Veins, Lymphatic Vessels and Lymph Nodes, Not Elsewhere Classified (I80-I89)	74	27	47
I80 Phlebitis and Thrombophlebitis	49	16	33
I81 Portal Vein Thrombosis	2		2
I82 Other Venous Embolism and Thrombosis	3	2	1
I83 Varicose Veins of Lower Extremities	10	4	6
I85 Esophageal Varices	4	3	1
I86 Varicose Veins of Other Sites	1	1	
I87 Other Disorders of Veins	3		3
I89 Other Noninfective Disorders of Lymphatic Vessels and Lymph Nodes	2	1	1
Other and Unspecified Disorders of Circulatory System (I95-I99)	4	2	2
I99 Other and Unspecified Disorders of Circulatory System	4	2	2
X. Diseases of the Respiratory System (J00-J99)	4,530	2,198	2,332
Acute Upper Respiratory Infections (J00-J06)	6	2	4
J00 Acute Nasopharyngitis (Common Cold)	1		1
J06 Acute Upper Respiratory Infections of Multiple or Unspecified Sites	5	2	3
Influenza and Pneumonia (J10-J18)	1,267	535	732
J10 Influenza Due to Identified Influenza Virus	47	16	31
J11 Influenza, Virus Not Identified	75	23	52
J12 Viral Pneumonia, Not Elsewhere Classified	7	2	5
J13 Pneumonia Due to Streptococcus Pneumonia	9	6	3
J15 Bacterial Pneumonia, Not Elsewhere Classified	46	24	22
J18 Pneumonia, Organism Unspecified	1,083	464	619
Other Acute Lower Respiratory Infections (J20-J22)	6	2	4
J20 Acute Bronchitis	2		2
J21 Acute Bronchiolitis	2	1	1
J22 Unspecified Acute Lower Respiratory Infection	2	1	1
Other Diseases of Upper Respiratory Tract (J30-J39)	10	4	6
J38 Diseases of Vocal Cords and Larynx, Not Elsewhere Classified	1	1	
J39 Other Diseases of Upper Respiratory Tract	9	3	6
Chronic Lower Respiratory Diseases (J40-J47)	2,442	1,215	1,227
J40 Bronchitis, Not Specified as Acute or Chronic	2		2
J41 Simple and Mucopurulent Chronic Bronchitis	1		1
J42 Unspecified Chronic Bronchitis	9	3	6
J43 Emphysema	284	159	125
J44 Other Chronic Obstructive Pulmonary Disease	2,052	1,026	1,026
J45 Asthma	75	24	51
J46 Status Asthmaticus	4	2	2
J47 Bronchiectasis	15	1	14

Cause of Death

Table 21. Deaths by Specific Underlying Cause, Wisconsin 2005

Underlying Cause of Death	Total	Male	Female
Lung Diseases Due to External Agents (J60-J70)	325	191	134
J61 Pneumoconiosis Due to Asbestos and Other Mineral Fibers	5	5	
J62 Pneumoconiosis Due to Dust Containing Silica	4	4	
J67 Hypersensitivity Pneumonitis Due to Organic Dust	8	6	2
J68 Respiratory Conditions Due to Inhalation of Chemicals, Gases, Fumes, Vapor	2	1	1
J69 Pneumonitis Due to Solids and Liquids	304	174	130
J70 Respiratory Conditions Due to Other External Agents	2	1	1
Other Respiratory Diseases Principally Affecting the Interstitium (J80-J84)	348	189	159
J80 Adult Respiratory Distress Syndrome	20	12	8
J81 Pulmonary Edema	12	6	6
J82 Pulmonary Eosinophilia, Not Elsewhere Classified	6	3	3
J84 Other Interstitial Pulmonary Diseases	310	168	142
Suppurative and Necrotic Conditions of Lower Respiratory Tract (J85-J86)	15	14	1
J85 Abscess of Lung and Mediastinum	3	3	
J86 Pyothorax	12	11	1
Other Diseases of Pleura (J90-J94)	21	10	11
J90 Pleural Effusion, Not Elsewhere Classified	16	9	7
J93 Pneumothorax	4	1	3
J94 Other Pleural Conditions	1		1
Other Diseases of the Respiratory System (J95-J99)	90	36	54
J96 Respiratory Failure, Not Elsewhere Classified	14	4	10
J98 Other Respiratory Disorders	76	32	44
XI. Diseases of the Digestive System (K00-K93)	1,696	792	904
Diseases of Oral Cavity, Salivary Glands and Jaws (K00-K14)	4		4
K02 Dental Caries	1		1
K07 Dentofacial Anomalies (including Malocclusion)	1		1
K11 Diseases of Salivary Glands	1		1
K13 Other Diseases of Lip and Oral Mucosa	1		1
Diseases of Esophagus, Stomach and Duodenum (K20-K31)	131	60	71
K20 Esophagitis	2		2
K21 Gastro-Esophageal Reflux Disease	16	6	10
K22 Other Diseases of Esophagus	30	14	16
K25 Gastric Ulcer	25	11	14
K26 Duodenal Ulcer	20	14	6
K27 Peptic Ulcer, Site Unspecified	25	8	17
K28 Gastrojejunal Ulcer	1	1	
K29 Gastritis and Duodenitis	7	3	4
K31 Other Diseases of Stomach and Duodenum	5	3	2
Diseases of Appendix (K35-K38)	6	3	3
K35 Acute Appendicitis	6	3	3
Hernia (K40-K46)	38	11	27
K40 Inguinal Hernia	2	1	1
K41 Femoral Hernia	2		2

Cause of Death

Table 21. Deaths by Specific Underlying Cause, Wisconsin 2005

Underlying Cause of Death	Total	Male	Female
K42 Umbilical Hernia	2		2
K43 Ventral Hernia	8	3	5
K44 Diaphragmatic Hernia	14	3	11
K46 Unspecified Hernia of Abdominal Cavity	10	4	6
Noninfective Enteritis and Colitis (K50-K52)	42	17	25
K50 Crohns Disease (Regional Enteritis)	12	6	6
K51 Ulcerative Colitis	1		1
K52 Other Noninfective Gastroenteritis and Colitis	29	11	18
Other Diseases of Intestines (K55-K63)	428	149	279
K55 Vascular Disorders of Intestine	160	49	111
K56 Paralytic Ileus and Intestinal Obstruction Without Hernia	141	52	89
K57 Diverticular Disease of Intestine	71	18	53
K59 Other Functional Intestinal Disorders	13	7	6
K61 Abscess of Anal and Rectal Regions	3	2	1
K62 Other Diseases of Anus and Rectum	1	1	
K63 Other Diseases of Intestine	39	20	19
Diseases of Peritoneum (K65-K67)	40	21	19
K65 Peritonitis	36	19	17
K66 Other Disorders of Peritoneum	4	2	2
Diseases of Liver (K70-K77)	632	367	265
K70 Alcoholic Liver Disease	244	163	81
K72 Hepatic Failure, Not Elsewhere Classified	76	44	32
K73 Chronic Hepatitis, Not Elsewhere Classified	1	1	
K74 Fibrosis and Cirrhosis of Liver	221	112	109
K75 Other Inflammatory Liver Diseases	13	4	9
K76 Other Diseases of Liver	77	43	34
Disorders of Gallbladder, Biliary Tract and Pancreas (K80-K87)	138	62	76
K80 Cholelithiasis	11	4	7
K81 Cholecystitis	33	15	18
K82 Other Diseases of Gallbladder	5	2	3
K83 Other Diseases of Biliary Tract	19	6	13
K85 Acute Pancreatitis	51	25	26
K86 Other Diseases of Pancreas	19	10	9
Other Diseases of the Digestive System (K90-K93)	237	102	135
K90 Intestinal Malabsorption	7	4	3
K92 Other Diseases of Digestive System	230	98	132
XII. Diseases of the Skin and Subcutaneous Tissue (L00-L99)	70	29	41
Infections of the Skin and Subcutaneous Tissue (L00-L08)	33	17	16
L02 Cutaneous Abscess, Furuncle and Carbuncle	3	1	2
L03 Cellulitis	25	15	10
L08 Other Local Infections of Skin and Subcutaneous Tissue	5	1	4
Bullous Disorders (L10-L14)	5		5
L10 Pemphigus	2		2

Cause of Death

Table 21. Deaths by Specific Underlying Cause, Wisconsin 2005

Underlying Cause of Death	Total	Male	Female
L12 Pemphigoid	3		3
Urticaria and Erythema (L50-L54)	2	1	1
L51 Erythema Multiforme	2	1	1
Other Disorders of the Skin and Subcutaneous Tissue (L80-L99)	30	11	19
L89 Decubitus Ulcer	19	8	11
L93 Lupus Erythematosus	2		2
L97 Ulcer of Lower Limb, Not Elsewhere Classified	6	2	4
L98 Other Disorders of Skin and Subcutaneous Tissue, Not Elsewhere Classified	3	1	2
XIII. Diseases of the Musculoskeletal System and Connective Tissue (M00-M99)	281	87	194
Infectious Arthropathies (M00-M03)	8	5	3
M00 Pyogenic Arthritis	8	5	3
Inflammatory Polyarthropathies (M05-M14)	54	13	41
M05 Seropositive Rheumatoid Arthritis	4	1	3
M06 Other Rheumatoid Arthritis	45	10	35
M08 Juvenile Arthritis	1		1
M10 Gout	1	1	
M13 Other Arthritis	3	1	2
Arthrosis (M15-M19)	30	11	19
M16 Coxarthrosis (Arthrosis of Hip)	4	3	1
M17 Gonarthrosis (Arthrosis of Knee)	2		2
M19 Other Arthrosis	24	8	16
Other Joint Disorders (M20-M25)	1		1
M25 Other Joint Disorders, Not Elsewhere Classified	1		1
Systemic Connective Tissue Disorders (M30-M36)	73	19	54
M30 Polyarteritis Nodosa and Related Conditions	3		3
M31 Other Necrotizing Vasculopathies	14	5	9
M32 Systemic Lupus Erythematosus	12		12
M33 Dermatopolymyositis	13	6	7
M34 Systemic Sclerosis	25	6	19
M35 Other Systemic Involvement of Connective Tissue	6	2	4
Deforming Dorsopathies (M40-M43)	11	2	9
M40 Kyphosis and Lordosis	2		2
M41 Scoliosis	9	2	7
Spondylopathies (M45-M49)	12	7	5
M46 Other Inflammatory Spondylopathies	6	3	3
M47 Spondylosis	1	1	
M48 Other Spondylopathies	5	3	2
Other Dorsopathies (M50-M54)	5	1	4
M51 Other Intervertebral Disc Disorders	1		1
M54 Dorsalgia	4	1	3
Disorders of Muscles (M60-M63)	16	8	8
M60 Myositis	1		1
M62 Other Disorders of Muscle	15	8	7

Cause of Death

Table 21. Deaths by Specific Underlying Cause, Wisconsin 2005

Underlying Cause of Death	Total	Male	Female
Other Soft Tissue Disorders (M70-M79)	4	1	3
M72 Fibroblastic Disorders	3	1	2
M79 Other Soft Tissue Disorders, Not Elsewhere Classified	1		1
Disorders of Bone Density and Structure (M80-M85)	40	9	31
M80 Osteoporosis With Pathological Fracture	15	4	11
M81 Osteoporosis Without Pathological Fracture	20	3	17
M84 Disorders of Continuity of Bone	5	2	3
Other Osteopathies (M86-M90)	27	11	16
M86 Osteomyelitis	22	9	13
M87 Osteonecrosis	1	1	
M88 Pagets Disease of Bone (Osteitis Deformans)	3		3
M89 Other Disorders of Bone	1	1	
XIV. Diseases of the Genitourinary System (N00-N99)	1,300	585	715
Glomerular Diseases (N00-N08)	6	4	2
N02 Recurrent and Persistent Hematuria	1	1	
N03 Chronic Nephritic Syndrome	2	1	1
N04 Nephrotic Syndrome	1		1
N05 Unspecified Nephritic Syndrome	2	2	
Renal Tubulo-Interstitial Diseases (N10-N16)	17	11	6
N10 Acute Tubulo-Interstitial Nephritis	1		1
N12 Tubulo-Interstitial Nephritis, Not Specified As Acute Or Chronic	8	6	2
N13 Obstructive and Reflux Uropathy	8	5	3
Renal Failure (N17-N19)	912	430	482
N17 Acute Renal Failure	144	52	92
N18 Chronic Renal Failure	367	181	186
N19 Unspecified Renal Failure	401	197	204
Urolithiasis (N20-N23)	6	1	5
N20 Calculus of Kidney and Ureter	6	1	5
Other Disorders of Kidney and Ureter (N25-N29)	18	11	7
N25 Disorders Resulting from Impaired Renal Tubular Function	2		2
N28 Other Disorders of Kidney and Ureter, Not Elsewhere Classified	16	11	5
Other Diseases of Urinary System (N30-N39)	312	110	202
N30 Cystitis	1		1
N31 Neuromuscular Dysfunction of Bladder, Not Elsewhere Classified	4	1	3
N32 Other Disorders of Bladder	6	2	4
N39 Other Disorders of Urinary Tract	301	107	194
Diseases of Male Genital Organs (N40-N51)	18	18	
N40 Hyperplasia of Prostate	12	12	
N42 Other Disorders of Prostate	1	1	
N49 Inflammatory Disorders of Male Genital Organs, Not Elsewhere Classified	3	3	
N50 Other Disorders of Male Genital Organs	2	2	
Disorders of Breast (N60-N64)	1		1
N63 Unspecified Lump in Breast	1		1

Cause of Death

Table 21. Deaths by Specific Underlying Cause, Wisconsin 2005

Underlying Cause of Death	Total	Male	Female
Inflammatory Diseases of Female Pelvic Organs (N70-N77)	4		4
N71 Inflammatory Disease of Uterus, Except Cervix	1		1
N73 Other Female Pelvic Inflammatory Diseases	2		2
N76 Other Inflammation of Vagina and Vulva	1		1
Noninflammatory Disorders of Female Genital Tract (N80-N98)	6		6
N81 Female Genital Prolapse	2		2
N82 Fistulae Involving Female Genital Tract	1		1
N83 Noninflammatory Disorders of Ovary, Fallopian Tube and Broad Ligament	2		2
N93 Other Abnormal Uterine and Vaginal Bleeding	1		1
XV. Pregnancy, Childbirth and the Puerperium (O00-O99)	15		15
Pregnancy With Abortive Outcome (O00-O08)	1		1
O00 Ectopic Pregnancy	1		1
Edema, Proteinuria and Hypertensive Disorders In Pregnancy, Birth and Puerperium (O10-O16)	2		2
O10 Pre-Existing Hypertension Complicating Preg., Childbirth and Puerperium	1		1
O14 Gestational (Pregnancy-Induced) Hypertension With Significant Proteinuria	1		1
Complications of Labor and Delivery (O60-O75)	1		1
O72 Postpartum Hemorrhage	1		1
Complications Predominantly Related to the Puerperium (O85-O92)	4		4
O88 Obstetric Embolism	3		3
O90 Complications of the Puerperium, Not Elsewhere Classified	1		1
Other Obstetric Conditions, Not Elsewhere Classified (O95-O99)	7		7
O96 Death From Any Obstetric Cause Occurring More Than 42 Days But Less Than One Year After Delivery	3		3
O97 Death From Sequelae of Direct Obstetric Causes	1		1
O99 Other Maternal Diseases Classifiable Elsewhere Complicating Pregnancy, Childbirth and the Puerperium	3		3
XVI. Certain Conditions Originating in the Perinatal Period (P00-P96)	247	131	115
Fetus and Newborn Affected By Maternal Factors and Complications of Pregnancy, Labor and Delivery	50	27	22
P00 Fetus and Newborn Affected by Maternal Conditions Unrelated to Present Pregnancy	1		1
P01 Fetus and Newborn Affected By Maternal Complications of Pregnancy	28	15	12
P02 Fetus and Newborn Affected By Complications of Placenta, Cord and Membranes	20	12	8
P03 Fetus and Newborn Affected By Other Complications of Labor and Delivery	1		1
Disorders Related to Length of Gestation and Fetal Growth (P05-P08)	89	42	47
P05 Slow Fetal Growth and Fetal Malnutrition	2	2	
P07 Disorders Related to Short Gestation and Low Birthweight, Not Elsewhere Classified	87	40	47
Respiratory and Cardiovascular Disorders Specific to the Perinatal Period (P20-P29)	59	34	25
P20 Intrauterine Hypoxia	1		1
P21 Birth Asphyxia	9	4	5

Cause of Death

Table 21. Deaths by Specific Underlying Cause, Wisconsin 2005

Underlying Cause of Death	Total	Male	Female
P22 Respiratory Distress of Newborn	13	9	4
P23 Congenital Pneumonia	1	1	
P24 Neonatal Aspiration Syndromes	2	2	
P25 Interstitial Emphysema and Related Conditions Originating in the Perinatal Period	2	2	
P26 Pulmonary Hemorrhage Originating in the Perinatal Period	2	2	
P27 Chronic Respiratory Disease Originating in the Perinatal Period	9	4	5
P28 Other Respiratory Conditions Originating in the Perinatal Period	13	6	7
P29 Cardiovascular Disorders Originating in the Perinatal Period	7	4	3
Infections Specific to Perinatal Period (P35-P39)	15	6	9
P35 Congenital Viral Diseases	1		1
P36 Bacterial Sepsis of Newborn	12	4	8
P39 Other Infections Specific to the Perinatal Period	2	2	
Hemorrhagic and Hematological Disorders of Fetus and Newborn (P50-P61)	19	13	6
P52 Intracranial Nontraumatic Hemorrhage of Fetus and Newborn	14	11	3
P54 Other Neonatal Hemorrhages	2		2
P57 Kernicterus	1	1	
P60 Disseminated Intravascular Coagulation of Fetus and Newborn	1		1
P61 Other Perinatal Hematological Disorders	1	1	
Digestive System Disorders of Fetus and Newborn (P75-P78)	9	5	4
P77 Necrotizing Enterocolitis of Fetus and Newborn	7	4	3
P78 Other Perinatal Digestive System Disorders	2	1	1
Conditions Involving the Integument and Temperature Regulation of Fetus and Newborn (P80-P83)	3	1	2
P81 Other Disturbances of Temperature Regulation of Newborn	1	1	
P83 Other Conditions of Integument Specific to Fetus and Newborn	2		2
Other Disorders Originating In Perinatal Period (P90-P96)	3	3	
P91 Other Disturbances of Cerebral Status of Newborn	1	1	
P96 Other Conditions Originating In the Perinatal Period	2	2	
XVII. Congenital Malformations, Deformations and Chromosomal Abnormalities (Q00-Q99)	219	122	97
Congenital Malformations of the Nervous System (Q00-Q07)	26	15	11
Q00 Anencephaly and Similar Malformations	10	6	4
Q01 Encephalocele	1		1
Q03 Congenital Hydrocephalus	5	4	1
Q04 Other Congenital Malformations of Brain	7	3	4
Q05 Spina Bifada	2	1	1
Q07 Other Congenital Malformations of Nervous System	1	1	
Congenital Malformations of the Circulatory System (Q20-Q28)	63	35	28
Q21 Congenital Malformations of Cardiac Septa	13	4	9
Q22 Congenital Malformations of Pulmonary and Tricuspid Valves	3	1	2
Q23 Congenital Malformations of Aortic and Mitral Valves	6	4	2
Q24 Other Congenital Malformations of the Heart	32	22	10

Cause of Death

Table 21. Deaths by Specific Underlying Cause, Wisconsin 2005

Underlying Cause of Death	Total	Male	Female
Q25 Congenital Malformations of Great Arteries	4	2	2
Q26 Congenital Malformations of Great Veins	1	1	
Q27 Other Congenital Malformations of Peripheral Vascular System	2	1	1
Q28 Other Congenital Malformations of Circulatory System	2		2
Congenital Malformations of the Respiratory System (Q30-Q34)	13	11	2
Q32 Congenital Malformations of Trachea and Bronchus	4	4	
Q33 Congenital Malformations of Lung	9	7	2
Other Congenital Malformations of the Digestive System (Q38-Q45)	5	2	3
Q39 Congenital Malformations of Esophagus	2	1	1
Q41 Congenital Absence, Atresia and Stenosis of Small Intestine	1		1
Q43 Other Congenital Malformations of Intestine	2	1	1
Congenital Malformations of the Urinary System (Q60-Q64)	13	9	4
Q60 Renal Agenesis and Other Reduction Defects of Kidney	5	4	1
Q61 Cystic Kidney Disease	6	3	3
Q63 Other Congenital Malformations of Kidney	1	1	
Q64 Other Congenital Malformations of Urinary System	1	1	
Congenital Malformations and Deformations of the Musculoskeletal System (Q65-Q79)	16	10	6
Q67 Congenital Musculoskeletal Deformities of Head, Face, Spine and Chest	2	1	1
Q74 Other Congenital Malformations of Limb(s)	1	1	
Q77 Osteochondrodysplasia with Defects of Growth Tubular Bones and Spine	3	2	1
Q78 Other Osteochondrodysplasias	4	3	1
Q79 Congenital Malformations of the Musculoskeletal System, Not Elsewhere Classified	6	3	3
Other Congenital Malformations (Q80-Q89)	22	12	10
Q80 Congenital Ichthyosis	1		1
Q81 Epidermolysis Bullosa	1	1	
Q82 Other Congenital Malformations of Skin	3	2	1
Q85 Phakomatoses, Not Elsewhere Classified	1	1	
Q87 Other Specified Congenital Malformation Syndromes Affect Multiple Systems	5	2	3
Q89 Other Congenital Malformations, Not Elsewhere Classified	11	6	5
Chromosomal Abnormalities, Not Elsewhere Classified (Q90-Q99)	61	28	33
Q90 Downs Syndrome	36	19	17
Q91 Edwards Syndrome and Patau Syndrome	17	5	12
Q92 Other Trisomies and Partial Trisomies of the Autosomes, Not Elsewhere Classified	1		1
Q93 Monosomies and Deletions from the Autosomes, Not Elsewhere Classified	2	2	
Q96 Turners Syndrome	1		1
Q99 Other Chromosome Abnormalities, Not Elsewhere Classified	4	2	2
XVIII. Symptoms, Signs and Abnormal Clinical Lab Findings, Not Elsewhere Classified (R00-R99)	167	74	93
Symptoms and Signs Involving the Circulatory and Respiratory Systems (R00-R09)	10	4	6
R00 Abnormalities of Heart Beat	1		1

Cause of Death

Table 21. Deaths by Specific Underlying Cause, Wisconsin 2005

Underlying Cause of Death	Total	Male	Female
R02 Gangrene, Not Elsewhere Classified	1	1	
R04 Hemorrhage From Respiratory Passages	2		2
R06 Abnormalities of Breathing	1	1	
R09 Other Symptoms and Signs Involving Circulatory and Respiratory System	5	2	3
Symptoms and Signs Involving the Digestive System and Abdomen (R10-R19)	2	1	1
R19 Other Symptoms and Signs Involving the Digestive System and Abdomen	2	1	1
Symptoms and Signs Involving the Skin and Subcutaneous Tissue (R20-R23)	1		1
R22 Localized Swelling, Mass and Lump of Skin and Subcutaneous Tissue	1		1
Symptoms and Signs Involving the Urinary System (R30-R39)	1		1
R31 Unspecified Hematuria	1		1
General Symptoms and Signs (R50-R69)	71	25	46
R50 Fever of Unknown Origin	1	1	
R53 Malaise and Fatigue	3		3
R54 Senility	14	3	11
R56 Convulsions, Not Elsewhere Classified	19	11	8
R57 Shock, Not Elsewhere Classified	2		2
R58 Hemorrhage, Not Elsewhere Classified	3	1	2
R62 Lack of Expected Normal Physiological Development	12	4	8
R63 Symptoms and Signs Concerning Food and Fluid Intake	6	1	5
R64 Cachexia	11	4	7
Abnormal Findings On Examination of Blood, Without Diagnosis (R70-R79)	1		1
R79 Other Abnormal Findings of Blood Chemistry	1		1
Abnormal Findings Diagnostic Imaging/Function Studies, w/o Diag. (R90-R94)	1		1
R91 Abnormal Findings On Diagnostic Imaging of Lung	1		1
Ill-Defined and Unknown Causes of Mortality (R95-R99)	80	44	36
R95 Sudden Infant Death Syndrome	37	21	16
R96 Other Sudden Death, Cause Unknown	3		3
R99 Other Ill-Defined and Unspecified Causes of Mortality	40	23	17
XX. External Causes of Morbidity and Mortality (V01-Y89)	3,446	2,277	1,169
Pedestrian Injured In Transport Accident (V01-V09)	58	37	21
V02 Pedestrian Injured in Collision with Two or Three Wheeled Motor Vehicle	1		1
V03 Pedestrian Injured in Collision with Car, Pick-Up Truck or Van	43	27	16
V04 Pedestrian Injured in Collision with Heavy Transport Vehicle or Bus	4	1	3
V05 Pedestrian Injured in Collision with Railway Train or Railway Vehicle	4	4	
V09 Pedestrian Injured in Other and Unspecified Transport Accidents	6	5	1
Pedal Cyclist Injured In Transport Accident (V10-V19)	20	16	4
V11 Pedal Cyclist Injured in Collision with Other Pedal Cycle	1	1	
V13 Pedal Cyclist Injured in Collision with Car, Pick-Up Truck or Van	13	9	4
V14 Pedal Cyclist Injured in Collision with Heavy Transport Vehicle or Bus	1	1	
V18 Pedal Cyclist Injured in Non-Collision Transport Accident	4	4	
V19 Pedal Cyclist Injured in Other and Unspecified Transport Accidents	1	1	
Motorcycle Rider Injured In Transport Accident (V20-V29)	88	77	11
V20 Motorcycle Rider Injured in Collision with Pedestrian or Animal	10	8	2

Cause of Death

Table 21. Deaths by Specific Underlying Cause, Wisconsin 2005

Underlying Cause of Death	Total	Male	Female
V23 Motorcycle Rider Injured in Collision with Car, Pick-Up Truck or Van	33	29	4
V24 Motorcycle Rider Injured in Collision with Heavy Transport Vehicle or Bus	2		2
V27 Motorcycle Rider Injured in Collision with Fixed or Stationary Object	16	16	
V28 Motorcycle Rider Injured in Non-Collision Transport Accident	22	20	2
V29 Motorcycle Rider Injured in Other and Unspecified Transport Accidents	5	4	1
Car Occupant Injured In Transport Accident (V40-V49)	472	273	199
V42 Car Occupant Injured in Collision with Two/Three Wheeled Motor Vehicle	1	1	
V43 Car Occupant Injured in Collision with Car/Pick-Up Truck/Van	198	100	98
V44 Car Occupant Injured in Collision with Heavy Transport Vehicle or Bus	39	20	19
V45 Car Occupant Injured in Collision with Railway Train/Railway Vehicle	4	3	1
V47 Car Occupant Injured in Collision with Fixed Or Stationary Object	114	79	35
V48 Car Occupant Injured in Non-Collision Transport Accident	101	61	40
V49 Car Occupant Injured in Other and Unspecified Transport Accidents	15	9	6
Occupant of Pick-Up Truck Or Van Injured In Transport Accident (V50-V59)	124	97	27
V53 Occupant/Pick-Up Truck/Van Injured In Collision with Car/Pick-Up Truck/Van	28	19	9
V54 Occupant/Pick-Up Truck/Van Injured In Collision with Heavy Transport Vehicle/Bus	13	12	1
V57 Occupant/Pick-Up Truck/Van Injured In Collision with Fixed or Stationary Object	31	26	5
V58 Occupant/Pick-Up Truck/Van Injured In Non-Collision Transport Accident	49	39	10
V59 Occupant/Pick-Up Truck/Van Injured In Other and Unspecified Transport Accident	3	1	2
Occupant of Heavy Transport Veh. Injured In Transport Accident (V60-V69)	9	8	1
V64 Occupant/Heavy Transport Vehicle Injured In Collision with Heavy Transport Vehicle or Bus	2	1	1
V65 Occupant/Heavy Transport Vehicle Injured In Collision with Railway Train/Rail Vehicle	2	2	
V67 Occupant/Heavy Transport Vehicle Injured In Collision with Fixed or Stationary Object	2	2	
V68 Occupant/Heavy Transport Vehicle Injured In Non-Collision Transport Accident	2	2	
V69 Occupant of Heavy Transport Vehicle Injured In Other and Unspecified Transport Accident	1	1	
Bus Occupant Injured In Transport Accident (V70-V79)	6	3	3
V73 Bus Occupant Injured in Collision with Car/Pick-Up Truck/Van	1		1
V74 Bus Occupant Injured in Collision with Heavy Transport Vehicle or Bus	5	3	2
Other Land Transport Accidents (V80-V89)	98	83	15
V80 Animal-Rider or Occupant of Animal-Drawn Vehicle Injured In Transport Accident	4	3	1
V84 Occupant of Special Vehicle Mainly Used In Agriculture Injured in Transport Accident	4	4	
V86 Occupant of Special All-Terrain or Other Motor Vehicle Designed Primarily for Off-Road Use, Injured in Transport Accident	54	49	5
V87 Traffic Accident of Specified Type Victim's Mode of Transport Unknown	10	6	4

Cause of Death

Table 21. Deaths by Specific Underlying Cause, Wisconsin 2005

Underlying Cause of Death	Total	Male	Female
V89 Motor or Nonmotor Vehicle Accident, Type of Vehicle Unspecified	26	21	5
Water Transport Accidents (V90-V94)	15	14	1
V90 Accident to Watercraft Causing Drowning and Submersion	5	4	1
V91 Accident to Watercraft Causing Other Injury	1	1	
V92 Water Transport-Related Drowning/Submersion w/o Accident to Watercraft	8	8	
V93 Accident On Board Watercraft Without Accident to Watercraft, Not Causing Drowning/Submersion	1	1	
Air and Space Transport Accidents (V95-V97)	10	9	1
V95 Accident to Powered Aircraft Causing Injury to Occupant	9	9	
V97 Other Specified Air Transport Accidents	1		1
Falls (W00-W19)	807	377	430
W00 Fall On Same Level Involving Ice and Snow	10	8	2
W01 Fall On Same Level From Slipping, Tripping and Stumbling	42	19	23
W02 Fall Involving Ice Skates, Skis, Roller-Skates or Skateboards	1	1	
W04 Fall While Being Carried or Supported By Other Persons	1	1	
W05 Fall Involving Wheelchair	27	11	16
W06 Fall Involving Bed	39	14	25
W07 Fall Involving Chair	19	8	11
W08 Fall Involving Other Furniture	4	4	
W10 Fall On and from Stairs and Steps	69	46	23
W11 Fall On and from Ladder	7	7	
W13 Fall From, Out of or Through Building or Structure	14	10	4
W14 Fall From Tree	2	2	
W17 Other Fall From One Level to Another	17	12	5
W18 Other Fall On Same Level	243	96	147
W19 Unspecified Fall	312	138	174
Exposure to Inanimate Mechanical Forces (W20-W49)	58	52	6
W20 Struck By Thrown, Projected or Falling Object	18	15	3
W22 Striking Against or Struck By Other Equipment	4	3	1
W23 Caught, Crushed, Jammed or Pinched in or Between Objects	1	1	
W24 Contact with Lifting and Transmission Devices, Not Elsewhere Classified	1	1	
W28 Contact with Powered Lawnmower	1	1	
W30 Contact with Agricultural Machinery	15	14	1
W31 Contact with Other and Unspecified Machinery	7	7	
W32 Handgun Discharge	2	1	1
W33 Rifle, Shotgun and Larger Firearm Discharge	4	4	
W34 Discharge From Other and Unspecified Firearms	1	1	
W40 Explosion of Other Materials	4	4	
Exposure to Animate Mechanical Forces (W50-W64)	6	6	
W55 Bitten or Struck By Other Mammals	5	5	
W64 Exposure to Other and Unspecified Animate Mechanical Forces	1	1	
Accidental Drowning and Submersion (W65-W74)	52	47	5
W65 Drowning and Submersion While In Bathtub	4	1	3

Cause of Death

Table 21. Deaths by Specific Underlying Cause, Wisconsin 2005

Underlying Cause of Death	Total	Male	Female
W66 Drowning and Submersion Following Fall into Bathtub	2	1	1
W67 Drowning and Submersion While in Swimming Pool	2	2	
W68 Drowning and Submersion Following Fall into Swimming Pool	1	1	
W69 Drowning and Submersion While in Natural Water	20	20	
W70 Drowning and Submersion Following Fall into Natural Water	13	12	1
W74 Unspecified Drowning and Submersion	10	10	
Other Accidental Threats to Breathing (W75-W84)	97	57	40
W75 Accidental Suffocation and Strangulation in Bed	18	7	11
W76 Other Accidental Hanging and Strangulation	5	5	
W77 Threat to Breathing Due to Cave-In/Falling Earth/Other Substances	2	2	
W78 Inhalation of Gastric Contents	5	3	2
W79 Inhalation and Ingestion of Food Causing Obstruction of Respiratory Tract	24	15	9
W80 Inhalation and Ingestion of Other Objects Causing Obstruction of Respiratory Tract	23	10	13
W81 Confined to or Trapped in A Low Oxygen-Environment	3	3	
W83 Other Specified Threats To Breathing	3	2	1
W84 Unspecified Threat to Breathing	14	10	4
Exposure to Electric Current/Radiation/Extreme Ambient Air Temperature and Pressure (W85-W99)	2	2	
W85 Exposure to Electric Transmission Lines	2	2	
Exposure to Smoke, Fire and Flames (X00-X09)	51	30	21
X00 Exposure to Uncontrolled Fire in Building or Structure	43	24	19
X01 Exposure to Uncontrolled Fire, Not in Building or Structure	4	3	1
X04 Exposure to Ignition of Highly Flammable Material	2	2	
X06 Exposure to Ignition or Melting of Other Clothing and Apparel	1	1	
X09 Exposure to Unspecified Smoke, Fire and Flames	1		1
Contact With Heat and Hot Substances (X10-X19)	1	1	
X11 Contact with Hot Tap-Water	1	1	
Contact With Venomous Animals and Plants (X20-X29)	6	6	
X23 Contact with Hornets, Wasps and Bees	4	4	
X25 Contact with Other Specified Venomous Arthropods	2	2	
Exposure to Forces of Nature (X30-X39)	27	19	8
X30 Exposure to Excessive Natural Heat	6	3	3
X31 Exposure to Excessive Natural Cold	20	15	5
X37 Victim of Cataclysmic Storm	1	1	
Accid Poisoning By and Exposure to Noxious Substances (X40-X49)	395	255	140
X40 Accidental Poisoning by and Exposure to Nonopiod Analgesics, Antipyretics and Antirheumatics	4	2	2
X41 Accidental Poisoning by and Exposure to Antiepileptic, Sedative-Hypnotic, Antiparkinsonism and Psychotropic Drugs, Not Elsewhere Classified	14	9	5
X42 Accidental Poisoning by and Exposure to Narcotics and Psychodysleptics (Hallucinogens), Not Elsewhere Classified	197	140	57
X43 Accidental Poisoning by and Exposure to Other Drugs Acting on the Autonomic Nervous System	1	1	

Cause of Death

Table 21. Deaths by Specific Underlying Cause, Wisconsin 2005

Underlying Cause of Death	Total	Male	Female
X44 Accidental Poisoning by and to Exposure to Other and Unspecified Drugs, Medicaments and Biological Substances	153	78	75
X45 Accidental Poisoning by and Exposure to Alcohol	4	4	
X46 Accidental Poisoning by and Exposure to Organic Solvents/Halogenated Hydrocarbons and Their Vapors	1	1	
X47 Accidental Poisoning by and Exposure to Other Gases and Vapors	19	18	1
X49 Accidental Poisoning by and Exposure to Other and Unspecified Chemicals and Noxious Substances	2	2	
Accidental Exposure to Other and Unspecified Factors (X58-X59)	20	8	12
X59 Exposure to Unspecified Factor	20	8	12
Intentional Self-Harm (X60-X84)	637	518	119
X60 Intentional Self-Poisoning By and Exposure to Nonopioid Analgesics, Antipyretics and Antirheumatics	7	4	3
X61 Intentional Self-Poisoning By and Exposure to Antiepileptic, Sedative-Hypnotic, Antiparkinsonism and Psychotropic Drugs, Not Elsewhere Classified	15	9	6
X62 Intentional Self-Poisoning By and Exposure to Narcotics and Psychodysleptics (Hallucinogens), Not Elsewhere Classified	18	13	5
X63 Intentional Self-Poisoning By and Exposure to Other Drugs Acting on the Autonomic Nervous System	1	1	
X64 Intentional Self-Poisoning By and Exposure to Other and Unspecified Drugs, Medicaments and Biological Substances	69	35	34
X65 Intentional Self-Poisoning By and Exposure to Alcohol	1	1	
X66 Intentional Self-Poisoning By and Exposure to Organic Solvents, Halogenated Hydrocarbons and Their Vapors	3	2	1
X67 Intentional Self-Poisoning By and Exposure to Other Gases and Vapors	38	33	5
X70 Intentional Self-Harm By Hanging, Strangulation and Suffocation	139	112	27
X71 Intentional Self-Harm By Drowning and Submersion	7	4	3
X72 Intentional Self-Harm By Handgun Discharge	161	141	20
X73 Intentional Self-Harm By Rifle, Shotgun and Larger Firearm Discharge	119	117	2
X74 Intentional Self-Harm By Other and Unspecified Firearm Discharge	21	20	1
X76 Intentional Self-Harm By Smoke, Fire and Flames	3	3	
X78 Intentional Self-Harm By Sharp Object	12	8	4
X80 Intentional Self-Harm By Jumping from a High Place	10	5	5
X81 Intentional Self-Harm By Jumping or Lying Before Moving Object	1	1	
X82 Intentional Self-Harm By Crashing of Motor Vehicle	8	6	2
X84 Intentional Self-Harm By Unspecified Means	4	3	1
Assault (X85-Y09)	231	182	49
X85 Assault by Drugs, Medicaments and Biological Substances	2		2
X90 Assault by Unspecified Chemical and Noxious Substances	1	1	
X91 Assault by Hanging, Strangulation and Suffocation	10	3	7
X93 Assault by Handgun Discharge	101	91	10
X94 Assault by Rifle, Shotgun and Larger Firearm Discharge	24	17	7
X95 Assault by Other and Unspecified Firearm Discharge	35	31	4
X96 Assault by Explosive Material	1	1	
X97 Assault by Fire and Flames	1		1

Cause of Death

Table 21. Deaths by Specific Underlying Cause, Wisconsin 2005

Underlying Cause of Death	Total	Male	Female
X99 Assault by Sharp Object	28	18	10
Y00 Assault by Blunt Object	4	4	
Y01 Assault by Pushing from High Place	1	1	
Y03 Assault by Crashing of Motor Vehicle	1	1	
Y04 Assault by Bodily Force	2	2	
Y07 Other Maltreatment Syndromes	4	1	3
Y08 Assault by Other Specified Means	3	2	1
Y09 Assault by Unspecified Means	13	9	4
Event of Undetermined Intent (Y10-Y34)	65	36	29
Y10 Poisoning by and Exposure to Nonopioid Analgesics, Antipyretics and Antirheumatics, Undetermined Intent	2	1	1
Y11 Poisoning by and Exposure to Antiepileptic, Sedative-Hypnotic, Antiparkinsonism and Psychotropic Drugs, Not Elsewhere Classified, Undetermined Intent	6	4	2
Y12 Poisoning by and Exposure to Narcotics and Psychodysleptics (Hallucinogens), Not Elsewhere Classified, Undetermined Intent	10	4	6
Y14 Poisoning by/Exposure to Other and Unspecified Drugs, Medicaments and Biological Substances, Undetermined Intent	15	4	11
Y17 Poisoning by and Exposure to Other Gases and Vapors, Undetermined Intent	3	2	1
Y20 Hanging, Strangulation and Suffocation, Undetermined Intent	2	2	
Y21 Drowning and Submersion, Undetermined Intent	9	7	2
Y23 Rifle, Shotgun and Larger Firearm Discharge, Undetermined Intent	1	1	
Y24 Other and Unspecified Firearm Discharge, Undetermined Intent	1		1
Y26 Exposure to Smoke, Fire and Flames, Undetermined Intent	5	4	1
Y30 Falling, Jumping Or Pushed From A High Place, Undetermined Intent	2	2	
Y33 Other Specified Events, Undetermined Intent	4	3	1
Y34 Unspecified Event, Undetermined Intent	5	2	3
Legal Intervention and Operations Of War (Y35-Y36)	5	5	
Y35 Legal Intervention	4	4	
Y36 Operations of War	1	1	
Complications of Medical and Surgical Care (Y40-Y44)	9	5	4
Y40 Systemic Antibiotics	2	1	1
Y41 Other Systemic Anti-Infectives and Antiparasitics	1		1
Y42 Hormones and Their Synthetic Substitutes and Antagonists, NEC	1	1	
Y43 Primarily Systemic Agents	2	2	
Y57 Other and Unspecified Drugs and Medicaments	3	1	2
Misadventures to Patients During Surgical and Medical Care (Y60-Y69)	3	3	
Y60 Unintent.Cut/Puncture/Perforation/Hemorrhage During Surgical/Med. Care	3	3	
Surgical & Other Med. Procedures As Cause of Abnormal Reaction of Patient, Later Complications w/o Mention of Misadven. At Time of Procedure (Y83-Y84)	21	15	6
Y83 Surgical Oper./Other Surg. Procedures as Cause of Abnormal Reaction of Patient or Later Complication, w/o Mention of Misadventures at Time of Procedure	14	9	5
Y84 Other Medical Procedures as Cause of Abnormal Reaction of Patient, or of Later Complication w/o Mention of Misadventure at Time of Procedure	7	6	1
Sequelae of External Causes of Morbidity and Mortality (Y85-Y89)	53	36	17
Y85 Sequelae of Transport Accidents	27	21	6

Cause of Death

Table 21. Deaths by Specific Underlying Cause, Wisconsin 2005

Underlying Cause of Death	Total	Male	Female
Y86 Sequelae of Other Accidents	16	9	7
Y87 Sequelae of Intentional Self-Harm, Assault and Events of Undetermined Intent	7	5	2
Y88 Sequelae of Surgical and Medical Care As External Cause	2		2
Y89 Sequelae of Other External Causes	1	1	

Source: Bureau of Health Information and Policy, Division of Public Health, Department of Health and Family Services.
Note: Underlying cause of death is the disease or injury that initiated events resulting in death. The total includes one death where sex is unknown.

Technical Notes

Reporting Requirements

As specified in Chapter 69, Wisconsin Statutes, the following is a brief outline of the sequence of events that take place when a death occurs in Wisconsin:

- Within 24 hours after being notified of a death, the filing party (usually a funeral director) must present a certificate of death to the physician or medical examiner responsible for completing and signing the medical certification.
- The medical certifier has six days after pronouncement of death to return the certificate of death back to the filing party.
- Within two days after receipt of the medical certification, the filing party must present the death certificate to the registration district (local Register of Deeds or City Health Office).
- There should be no more than nine calendar days total from date of death until filing at a local office.
- The local Register of Deeds or City Health Office must transmit the death certificate to the State Registrar within ten working days (not including weekends) after its receipt from the filing party.
- State statute allows up to 21 days from the date of death for notification to the State Registrar.

International Classification of Disease (ICD-10) Codes

Causes of death for deaths that occurred in 2005 have been coded according to the World Health Organization's *International Classification of Diseases—Tenth Revision* (Geneva, Switzerland, 1992). This classification system is the current standard used by the National Center for Health Statistics. All of the cause-of-death groupings utilized in this report were recommended for state use by the National Center for Health Statistics and the World Health Organization.

Listed below are the ICD-10 codes used for ranking leading causes of death in Tables 11, 12, 13, 17, 18 and 19 (List A). Please note that different groupings are used for ranking leading causes of infant deaths (age less than one year) in Tables 11, 12 and 13 (List B).

List A

Salmonella Infections (A01-A02)
Shigellosis and Amebiasis (A03, A06)
Tuberculosis (A16-A19)
Whooping Cough (A37)
Scarlet Fever and Erysipelas (A38, A46)
Meningococcal Infection (A39)
Septicemia (A40-A41)
Syphilis (A50-A53)
Acute Poliomyelitis (A80)
Arthropod-Borne Viral Encephalitis (A83-A84, A85.2)
Measles (B05)
Viral Hepatitis (B15-B19)
Human Immunodeficiency Virus (HIV) Disease (B20-B24)
Malaria (B50-B54)
Malignant Neoplasms (Cancer) (C00-C97)
In Situ Neoplasms, Benign Neoplasms and Neoplasms of Uncertain or Unknown Behavior (D00-D48)
Anemias (D50-D64)
Diabetes Mellitus (E10-E14)
Nutritional Deficiencies (E40-E64)
Meningitis (G00, G03)
Parkinson's Disease (G20-G21)
Alzheimer's Disease (G30)
Diseases of the Heart (I00-I09, I11, I13, I20-I51)
Primary Hypertension and Hypertensive Renal Disease (I10, I12)
Cerebrovascular Diseases (Stroke) (I60-I69)
Atherosclerosis (I70)
Aortic Aneurysm and Dissection (I71)
Influenza and Pneumonia (J10-J18)
Acute Bronchitis and Bronchiolitis (J20-J21)
Chronic Lower Respiratory Diseases (J40-J47)
Pneumoconioses and Chemical Effects (J60-J66, J68)
Pneumonitis Due to Solids and Liquids (J69)
Peptic Ulcer (K25-K28)
Diseases of Appendix (K35-K38)
Hernia (K40-K46)

Chronic Liver Disease and Cirrhosis (K70, K73-K74)
Cholelithiasis and Other Disorders of Gallbladder (K80-K82)
Nephritis, Nephrotic Syndrome and Nephrosis (N00-N07, N17-N19, N25-N27)
Infections of Kidney (N10-N12, N13.6, N15.1)
Hyperplasia of Prostate (N40)
Inflammatory Disease of Female Pelvic Organs (N70-N76)
Pregnancy, Childbirth and the Puerperium (O00-O99)
Certain Conditions Originating in the Perinatal Period (P00-P96)
Congenital Malformations, Deformations and Chromosomal Abnormalities (Q00-Q99)
Accidents (excluding medical/surgical complications) (V01-X59, Y85-Y86)
Intentional Self-Harm (Suicide) (U03, X60-X84, Y87.0)
Assault (Homicide) (U01-U02, X85-Y09, Y87.1)
Legal Intervention (Y35, Y89.0)
Operations of War and Their Sequelae (Y36, Y89.1)
Complications of Medical and Surgical Care (Y40-Y84, Y88)
All Other (All Other Codes)

List B (used for Tables 11, 12 and 13 for infants only)

Diarrhea and Gastroenteritis of Presumed Infectious Origin (A09)
Tuberculosis (A16-A19)
Tetanus (A33, A35)
Diphtheria (A36)
Whooping Cough (A37)
Meningococcal Infection (A39)
Septicemia (A40-A41)
Congenital Syphilis (A50)
Gonococcal Infection (A54)
Acute Poliomyelitis (A80)
Varicella (Chickenpox) (B01)
Measles (B05)
Human Immunodeficiency Virus (HIV) Disease (B20-B24)
Mumps (B26)
Candidiasis (B37)
Malaria (B50-B54)
Pneumocystosis (B59)
Malignant Neoplasms (C00-C97)
In Situ Neoplasms, Benign Neoplasms and Neoplasms of Uncertain or Unknown Behavior (D00-D48)
Diseases of the Blood and Blood-Forming Organs and Certain Disorders Involving the Immune Mechanism (D50-D89)
Short Stature, Not Elsewhere Classified (E34.3)
Nutritional Deficiencies (E40-E64)
Cystic Fibrosis (E84)
Volume Depletion, Disorders of Fluid, Electrolyte and Acid-Base Balance (E86-E87)
Meningitis (G00, G03)
Infantile Spinal Muscular Atrophy, Type I (Werdnig-Hoffman) (G12.0)
Infantile Cerebral Palsy (G80)
Anoxic Brain Damage, Not Elsewhere Classified (G93.1)
Diseases of the Ear and Mastoid Process (H60-H93)

Diseases of the Circulatory System (I00-I99)
Acute Upper Respiratory Infections (J00-J06)
Influenza and Pneumonia (J10-J18)
Acute Bronchitis and Acute Bronchiolitis (J20-J21)
Bronchitis, Chronic and Unspecified (J40-J42)
Asthma (J45-J46)
Pneumonitis Due to Solids and Liquids (J69)
Gastritis, Duodenitis and Noninfective Enteritis and Colitis (K29, K50-K55)
Hernia of Abdominal Cavity and Intestinal Obstruction Without Hernia (K40-K46, K56)
Renal Failure and Other Disorders of Kidney (N17-N19, N25, N27)
Newborn Affected by Maternal Hypertensive Disorders (P00.0)
Newborn Affected by Other Maternal Conditions Which May be Unrelated to Present Pregnancy (P00.1-P00.9)
Newborn Affected by Maternal Complications of Pregnancy (P01)
Newborn Affected by Complications of Placenta, Cord and Membranes (P02)
Newborn Affected by Other Complications of Labor and Delivery (P03)
Newborn Affected by Noxious Influences Transmitted Via Placenta or Breast Milk (P04)
Slow Fetal Growth and Fetal Malnutrition (P05)
Disorders Related to Short Gestation and Low Birth Weight, Not Elsewhere Classified (P07)
Disorders Related to Long Gestation and High Birth Weight (P08)
Birth Trauma (P10-P15)
Intrauterine Hypoxia and Birth Asphyxia (P20-P21)
Respiratory Distress of Newborn (P22)
Congenital Pneumonia (P23)
Neonatal Aspiration Syndromes (P24)
Interstitial Emphysema and Related Conditions Originating in the Perinatal Period (P25)
Pulmonary Hemorrhage Originating in the Perinatal Period (P26)
Chronic Respiratory Disease Originating in the Perinatal Period (P27)
Atelectasis (P28.0-P28.1)
Bacterial Sepsis of Newborn (P36)
Omphalitis of Newborn With or Without Mild Hemorrhage (P38)
Neonatal Hemorrhage (P50-P52, P54)
Hemorrhagic Disease of Newborn (P53)
Hemolytic Disease of Newborn Due to Isoimmunization and Other Perinatal Jaundice (P55-P59)
Hematological Disorders (P60-P61)
Syndrome of Infant of a Diabetic Mother and Neonatal Diabetes Mellitus (P70.0-P70.2)
Necrotizing Enterocolitis of Newborn (P77)
Hydrops Fetalis Not Due to Hemolytic Disease (P83.2)
Congenital Malformations, Deformations and Chromosomal Abnormalities (Q00-Q99)
Sudden Infant Death Syndrome (R95)
Accidents (excluding medical/surgical complications) (V01-X59)
Assault (Homicide) (U01-U02, X85-Y09)
Complications of Medical and Surgical Care (Y40-Y84)
All Other (All Other Codes)

International Classification of Disease (ICD-10) codes used for groupings in Table 10:

Tuberculosis (A16-A19)
Syphilis (A50-A53)
Human Immunodeficiency Virus (HIV) Disease (B20-B24)
Malignant Neoplasms (Cancer) (C00-C97)
Diabetes Mellitus (E10-E14)
Alzheimer's Disease (G30)
Diseases of the Heart (I00-I09, I11, I13, I20-I51)
Primary Hypertension and Hypertensive Renal Disease (I10, I12)
Cerebrovascular Diseases (Stroke) (I60-I69)
Atherosclerosis (I70)
Other Diseases of Circulatory System (I71-I78)
Influenza and Pneumonia (J10-J18)
Chronic Lower Respiratory Diseases (J40-J47)
Peptic Ulcer (K25-K28)
Chronic Liver Disease and Cirrhosis (K70, K73-K74)
Nephritis, Nephrotic Syndrome and Nephrosis (N00-N07, N17-N19, N25-N27)
Pregnancy, Childbirth and the Puerperium (O00-O99)
Certain Conditions Originating in the Perinatal Period (P00-P96)
Congenital Malformations, Deformations and Chromosomal Abnormalities (Q00-Q99)
Sudden Infant Death Syndrome (R95)
Symptoms, Signs and Abnormal Clinical and Laboratory Findings,
Not Elsewhere Classified (R00-R94, R96-R99)
Motor Vehicle Accidents (V02-V04, V09.0, V09.2, V12-V14, V19.0-V19.2, V19.4-V19.6,
V20-V79, V80.3-V80.5, V81.0-V81.1, V82.0-V82.1, V83-V86, V87.0-V87.8,
V88.0-V88.8, V89.0, V89.2)
All Accidents (except motor vehicle) (V01, V05-V06, V09.1, V09.3-V09.9, V10-V11,
V15-V18, V19.3, V19.8-V19.9, V800-V802, V80.6-V80.9, V81.2-V81.9,
V82.2-V82.9, V87.9, V88.9, V89.1, V89.3, V89.9, V90-X59, Y40-Y86, Y88)
Intentional Self-Harm (Suicide) (U03, X60-X84, Y87.0)
Assault (Homicide) (U01-U02, X85-Y09, Y87.1)
All Other External Causes (Y10-Y36, Y89, Y87.2)
All Other Diseases (All Other Disease Codes)

International Classification of Disease (ICD-10) codes used for groupings in Tables 14, 15, 16 and 20:

Tuberculosis (A16-A19)
Syphilis (A50-A53)
Human Immunodeficiency Virus (HIV) Disease (B20-B24)
Malignant Neoplasms (Cancer) (C00-C97)
Malignant Neoplasm of Stomach (C16)
Malignant Neoplasms of Colon, Rectum and Anus (C18-C21)
Malignant Neoplasm of Pancreas (C25)
Malignant Neoplasms of Trachea, Bronchus and Lung (C33-C34)
Malignant Neoplasm of Breast (C50)
Malignant Neoplasms of Cervix Uteri, Corpus Uteri and Ovary (C53-C56)
Malignant Neoplasm of Prostate (C61)
Malignant Neoplasms of Urinary Tract (C64-C68)

Non-Hodgkin's Lymphoma (C82-C85)
Leukemia (C91-C95)
Other Malignant Neoplasms (C00-C15, C17, C22-C24, C26-C32, C37-C49,
C51-C52, C57-C60, C62-C63, C69-C81, C88, C90, C96-C97)
Diabetes Mellitus (E10-E14)
Alzheimer's Disease (G30)
Major Cardiovascular Diseases (I00-I78)
 Diseases of the Heart (I00-I09, I11, I13, I20-I51)
 Hypertensive Heart Disease With or Without Renal Disease (I11, I13)
 Ischemic Heart Diseases (I20-I25)
 Other Diseases of the Heart (I00-I09, I26-I51)
 Primary Hypertension and Hypertensive Renal Disease (I10, I12)
 Cerebrovascular Diseases (Stroke) (I60-I69)
 Atherosclerosis (I70)
 Other Diseases of Circulatory System (I71-I78)
Influenza and Pneumonia (J10-J18)
Chronic Lower Respiratory Diseases (J40-J47)
Peptic Ulcer (K25-K28)
Chronic Liver Disease and Cirrhosis (K70, K73-K74)
Nephritis, Nephrotic Syndrome and Nephrosis (N00-N07, N17-N19, N25-N27)
Pregnancy, Childbirth and the Puerperium (O00-O99)
Certain Conditions Originating in the Perinatal Period (P00-P96)
Congenital Malformations, Deformations and Chromosomal Abnormalities (Q00-Q99)
Sudden Infant Death Syndrome (R95)
Symptoms, Signs and Abnormal Clinical and Laboratory Findings,
 Not Elsewhere Classified (R00-R94, R96-R99)
All Other Diseases (All Other Disease Codes)
Motor Vehicle Accidents (V02-V04, V09.0, V09.2, V12-V14, V19.0-V19.2, V19.4-V19.6,
V20-V79, V80.3-V80.5, V81.0-V81.1, V82.0-V82.1, V83-V86, V87.0-V87.8,
V88.0-V88.8, V89.0, V89.2)
All Accidents (except motor vehicle) (V01, V05-V06, V09.1, V09.3-V09.9, V10-V11,
V15-V18, V19.3, V19.8-V19.9, V80.0-V80.2, V80.6-V80.9, V81.2-V81.9,
V82.2-V82.9, V87.9, V88.9, V89.1, V89.3, V89.9, V90-X59, Y40-Y86, Y88)
Intentional Self-Harm (Suicide) (U03, X60-X84, Y87.0)
Assault (Homicide) (U01-U02, X85-Y09, Y87.1)
All Other External Causes (Y10-Y36, Y89, Y87.2)

Map 2. Wisconsin Department of Health and Family Services Regions, 2005



Source: Bureau of Health Information and Policy, Division of Public Health, Department of Health and Family Services.

Note: New Department of Health and Family Services regions were established in July, 1996 and again in February 2004. Effective with 2003 data, Vernon County was included in the Southern Region instead of the Western Region. Comparisons with regional data in previous publications may therefore be affected.

Table A1. Wisconsin Population Estimates by Age and Sex, July 1, 2005

Age Group	Total	Male	Female
All Ages	5,581,980	2,764,660	2,817,320
Under 1	70,934	36,367	34,567
1-4	271,830	139,550	132,280
5-9	341,900	174,770	167,130
10-14	378,290	193,920	184,370
15-19	409,050	209,340	199,710
20-24	411,440	209,910	201,530
25-29	367,030	188,570	178,460
30-34	340,950	173,970	166,980
35-39	385,170	195,050	190,120
40-44	446,850	223,740	223,110
45-49	449,290	225,500	223,790
50-54	401,490	201,590	199,900
55-59	334,430	166,710	167,720
60-64	245,690	119,390	126,300
65-69	190,920	90,900	100,020
70-74	160,920	73,020	87,900
75-79	149,940	65,110	84,830
80-84	109,570	42,400	67,170
85-89	76,500	24,720	51,780
90-94	31,310	8,260	23,050
95 +	8,400	1,800	6,600

Source: Bureau of Health Information and Policy, Division of Public Health, Department of Health and Family Services.

Note: Numbers may not sum to total due to rounding.
The infant (under age 1) figures are the number of live births to Wisconsin residents that occurred in 2005.

Table A2. Wisconsin Population Estimates by Age and Sex, July 1, 2004

Age Group	Total	Male	Female
All Ages	5,539,190	2,741,940	2,797,250
Under 1	70,130	35,982	34,147
1-4	269,810	138,700	131,110
5-9	345,600	176,630	168,970
10-14	387,440	198,480	188,960
15-19	409,070	209,480	199,590
20-24	410,840	209,500	201,340
25-29	350,910	180,550	170,360
30-34	348,380	177,410	170,970
35-39	390,560	197,040	193,520
40-44	453,570	226,920	226,650
45-49	440,920	221,490	219,430
50-54	389,520	195,730	193,790
55-59	315,080	156,930	158,150
60-64	237,640	115,370	122,270
65-69	187,200	88,900	98,300
70-74	163,550	73,890	89,660
75-79	148,940	64,410	84,530
80-84	108,170	41,330	66,840
85-89	73,480	23,660	49,820
90-94	30,090	7,910	22,180
95 +	8,070	1,720	6,350

Source: Bureau of Health Information and Policy, Division of Public Health, Department of Health and Family Services.

Note: Numbers may not sum to total due to rounding.
 The infant (under age 1) figures are the number of live births to Wisconsin residents that occurred in 2004. Included in the total for infants is one infant whose sex was unknown.

Table A3. Wisconsin Population Estimates by Race, Ethnicity and Sex, July 1, 2005

RACE	Total		Hispanic/Latino		Non-Hispanic/Latino	
	Male	Female	Male	Female	Male	Female
White	2,461,879	2,504,621	118,703	98,880	2,343,176	2,405,741
Black/African American	158,363	169,263	4,159	4,361	154,204	164,902
American Indian	25,617	25,846	2,402	2,232	23,215	23,614
Asian	52,553	53,216	679	622	51,874	52,594
Native Hawaiian/Other Pacific Islander	1,111	1,045	298	263	813	782
Two or More Races	27,469	28,043	2,295	2,306	25,174	25,737
Total	2,726,992	2,782,034	128,536	108,664	2,598,456	2,673,370

Source: United States Census Bureau.

Note: Totals differ from those produced by the Bureau of Health Information and Policy that are shown in Table A1 because different methods were used to produce the estimates.

Table A4. Wisconsin Life Expectancy by Sex and Age Group, 2003-2005

Age Group	Life Expectancy (Years)		
	Males	Females	Total Population
0	76.6	81.6	79.2
1-4	76.1	81.1	78.7
5-9	72.2	77.2	74.8
10-14	67.4	72.4	69.9
15-19	62.5	67.5	65.0
20-24	57.8	62.6	60.3
25-29	53.1	57.7	55.5
30-34	48.4	52.9	50.7
35-39	43.7	48.0	46.0
40-44	39.0	43.2	41.2
45-49	34.4	38.5	36.6
50-54	30.0	33.9	32.0
55-59	25.6	29.3	27.6
60-64	21.5	25.0	23.4
65-69	17.7	20.9	19.4
70-74	14.1	17.0	15.8
75-79	11.0	13.5	12.4
80-84	8.3	10.2	9.5
85-89	6.2	7.5	7.1
90-94	4.3	5.2	4.9
95 +	3.0	3.5	3.4

Source: Bureau of Health Information and Policy, Division of Public Health, Department of Health and Family Services.

Note: This table shows current life expectancy at various ages for Wisconsin’s total population and for males and females. These life expectancy estimates are based on age-specific death rates that occurred during the three-year period 2003-2005.

For example, the life expectancy at birth in 2003-2005 was 79.2 years. This is the average number of years that babies born in these years would live if throughout their lives they experienced the age-specific death rates experienced in 2003-2005. For boys, life expectancy at birth was 76.6 years. For girls, life expectancy at birth was 81.6 years.

