
Wisconsin Deaths

2004

August 2005

*Bureau of Health Information and Policy
Division of Public Health
Wisconsin Department of Health and Family Services*

Foreword

This report, *Wisconsin Deaths, 2004*, presents key information about deaths of Wisconsin residents that occurred in 2004 and previous years. Information is included on the number and rate of deaths overall and by age, sex and cause. *Wisconsin Deaths* has been published annually since the 1995 data year, and replaced the earlier report series *Vital Statistics* (data years 1984-1994), *Public Health Statistics* (1952-1983), and *Annual Report of Morbidity and Mortality* (1948-1951).

The source of data for this report is death certificates filed with the State Registrar, Vital Records Section, Bureau of Health Information and Policy (BHIP), Division of Public Health, Department of Health and Family Services.

The Bureau of Health Information and Policy would like to recognize the following: local Register of Deeds offices and the Milwaukee and West Allis city health offices (for registering deaths), coroners and medical examiners (for certifying causes of death), hospitals and physicians (for certifying deaths), and funeral directors (for filing death certificates). We would also like to acknowledge and thank other states and countries for submitting data on deaths of Wisconsin residents that occurred in those places.

The Department of Health and Family Services produced this publication. Staff of the Vital Records Registration and Statistics Unit, Bureau of Health Information and Policy, collected and compiled the death records. Joyce Knapton prepared the report and wrote the narrative. Patricia Nametz edited the report. Draft review and comments were provided by Patricia Guhleman and Wen-Jan Tuan in the Bureau of Health Information and Policy. The report was prepared under the supervision of Jane Kraus, Supervisor, Registration and Statistics Unit, and John Kiesow, State Registrar, Vital Records Section; and the overall direction of Susan Wood, Director, Bureau of Health Information and Policy.

Death, birth, hospitalization and other health-related statistical information for Wisconsin is also available through the Internet on the Department of Health and Family Services Web site, at <https://www.dhs.wisconsin.gov/stats/index.htm>.

Comments, suggestions and requests for additional data may be addressed to:

Joyce Knapton
Bureau of Health Information and Policy
Division of Public Health
Department of Health and Family Services
P.O. Box 309
Madison, WI 53701-0309
Telephone: (608) 267-7815
E-mail: knaptj@dhfs.state.wi.us

Suggested citation:

Wisconsin Department of Health and Family Services, Division of Public Health, Bureau of Health Information and Policy. *Wisconsin Deaths, 2004* (PPH 5368-04). August 2005.

Table of Contents

Foreword	ii
Introduction	1
Key Findings	2
Deaths and Death Rates	
Table 1. Deaths and Death Rates, Wisconsin and U.S., Selected Years	3
Table 2. Deaths and Death Rates by Age and Sex, 2004.....	4
Table 3. Population, Deaths and Death Rates by Region of Residence, 2004	5
Table 4. Deaths by County of Residence, 1994-2004	6
Table 5. Deaths by County of Residence and Selected Minor Civil Divisions, 2004	8
Table 6. Deaths by County of Residence and Occurrence, 2004	12
Table 7. Deaths by Disposition of Body, 1994-2004	13
Table 8. Autopsies Performed by Age of Decedent, Selected Years, 1980-2004	14
Table 9. Deaths by Injury at Work by Age, Sex, Race and Hispanic Origin, 2004	15
Map 1. Number of Infant Deaths by County of Residence, 2004.....	16
Figure 1. Death Rates from Diseases of the Heart by Selected Age Groups and Sex, 2004	17
Figure 2. Death Rates from Malignant Neoplasms (Cancer) by Selected Age Groups and Sex, 2004.....	18
Figure 3. Death Rates from Cerebrovascular Diseases (Stroke) by Selected Age Groups and Sex, 2004.....	19
Cause of Death	
Table 10. Summary Categories of Cause of Death, 2004.....	20
Table 11. Leading Underlying Causes of Death by Age, 2003 and 2004	21
Table 12. Leading Underlying Causes of Death for Males, by Age, 2003 and 2004.....	24
Table 13. Leading Underlying Causes of Death for Females, by Age, 2003 and 2004	27
Table 14. Deaths by Underlying Cause of Death, Age and Sex, 2004.....	30
Table 15. Deaths by Underlying Cause of Death, Race and Sex, 2004.....	36
Table 16. Deaths by Underlying Cause of Death, Hispanic Origin and Sex, 2004	38
Table 17. Leading Underlying Causes of Death by Race, 2003 and 2004	39
Table 18. Leading Underlying Causes of Death for Males by Race, 2003 and 2004.....	41
Table 19. Leading Underlying Causes of Death for Females by Race, 2003 and 2004	43
Table 20. Deaths by Underlying Cause of Death and County of Residence, 2004	45
Table 21. Deaths by Leading Specific Underlying Cause, 2004.....	52
Technical Notes	
Reporting Requirements	77
International Classification of Disease (ICD-10) Groupings	78
Map 2. Department of Health and Family Services Regions	83
Table A1. Wisconsin Population Estimates by Age and Sex, July 1, 2004	84
Table A2. Wisconsin Population Estimates by Age and Sex, July 1, 2003	85
Table A3. Wisconsin Population Estimates by Race, Ethnicity and Sex, July 1, 2004	86
Table A4. Wisconsin Life Expectancy by Sex and Age Group, 2001-2003	87

Introduction

All tables and figures in this report present Wisconsin resident data (deaths of Wisconsin residents). This means that deaths have been assigned to the area where the person lived (usually legal residence), regardless of where the death occurred. Most of the deaths reported in this publication occurred in Wisconsin, although the Bureau of Health Information and Policy receives death certificates of Wisconsin residents from other states and countries as well. (Reports of deaths that occurred outside Wisconsin are thought to be substantially complete.)

Chapter 69, Wisconsin Statutes, authorizes the Department of Health and Family Services to supervise and direct the collection of vital statistics death data. This statute also indicates how local registrars are to collect and file certificates for deaths that occur in their jurisdictions.

Beginning with 1999 data, causes of death have been coded using the International Classification of Diseases, Tenth Revision (ICD-10). ICD-10 replaces the ICD-9 that was used to code death data for the years 1979-1998. ICD-10 is a classification system that was developed collaboratively by the World Health Organization (WHO) and 10 international centers to reflect advances in medical science and changes in diagnostic terminology, and to promote international comparability in the presentation of mortality statistics.

A comparability table has been prepared to assist the reader in comparing numbers of deaths by cause between 1999 (and subsequent years) and the years before 1999. The table is available through the Internet on the Department of Health and Family Services Web site at: <https://www.dhs.wisconsin.gov/stats/deaths/index.htm>.

Key Findings

- In 2004, there were 45,488 deaths of Wisconsin residents, 552 fewer than in 2003.
- In 2004, the Wisconsin death rate (deaths per 1,000 population) was 8.2, the lowest rate ever reported for the state.
- The Wisconsin death rate has been similar to the United States death rate every year since 1945.
- Age-specific death rates for males generally exceed death rates for females. However, among persons aged 80 and older, the number of female deaths is greater than the number of male deaths (even though male death rates remain generally higher). This is because many more females than males live past the age of 80.
- As a percent of total deaths, cremations increased by 14 percentage points over the past decade (from 19 percent to 33 percent). Burials decreased (from 71 percent to 58 percent).
- In 2004, an autopsy was performed in just 8 percent of deaths, compared with 14 percent in 1980.
- The percentage of deaths with an autopsy decreased in most age groups from 1980 to 2004.
- In 2004, a total of 72 deaths were reported on death certificates as due to injuries at work. This was fewer than the number reported for 2003 (76).
- As in 2003, the three leading underlying causes of death in 2004 were diseases of the heart, malignant neoplasms (cancer) and cerebrovascular diseases (stroke). These three causes of death accounted for 57 percent of total deaths among Wisconsin residents.
- Accidents were the leading underlying cause of death among males ages 1-14, 15-24 and 25-44.
- Accidents were the leading underlying cause of death among females ages 1-14 and 15-24. Cancer was the leading cause of death among women ages 25-74.
- Diseases of the heart and cancer were the two leading underlying causes of death in each race group. In 2004, diseases of the heart accounted for 21 percent of deaths among African Americans, 27 percent of deaths among whites, 17 percent of deaths among American Indians and 20 percent of deaths among Asians. Cancer accounted for 22 percent of deaths among African Americans, 24 percent of deaths among whites, 22 percent of deaths among American Indians and 20 percent of deaths among Asians.
- Accidents were the third leading cause of death among males of all ages. They accounted for 12 percent of deaths among American Indian males, 12 percent of deaths among Asian males, 6 percent of deaths among white males, and 8 percent of deaths among African American males.
- Among females in every race group except Asians, diseases of the heart and malignant neoplasms (cancer) were the two leading underlying causes of death in 2004. Malignant neoplasms and cerebrovascular diseases were the two leading causes of death among Asian women in 2004.
- Nineteen percent of Hispanic deaths were due to malignant neoplasms (cancer), compared to 24 percent of deaths among non-Hispanics.

Table 1. Deaths and Death Rates, Wisconsin and United States, Selected Years, 1910-2004

Year	Number of Wisconsin Deaths	Wisconsin Death Rate	U.S. Death Rate
1910	28,213	12.1	14.7
1915	26,676	10.7	13.5
1920	29,859	11.3	13.0
1925	29,380	10.5	11.8
1930	30,488	10.4	11.3
1935	30,404	10.0	10.9
1940	31,457	10.0	10.8
1945	31,776	10.7	10.6
1950	33,573	9.7	9.6
1955	35,250	9.6	9.3
1960	38,121	9.6	9.5
1965	40,146	9.5	9.4
1970	40,820	9.2	9.5
1975	39,916	8.8	8.9
1980	40,801	8.7	8.8
1985	41,434	8.7	8.7
1990	42,655	8.7	8.6
1995	45,037	8.8	8.8
2000	46,405	8.7	8.7
2001	46,537	8.6	8.5
2002	46,893	8.6	8.5
2003	46,040	8.4	8.3
2004	45,488	8.2	8.1

Source: Wisconsin data are from the Bureau of Health Information and Policy, Division of Public Health, Department of Health and Family Services. U.S. death rates through 1995 are final data from the *Monthly Vital Statistics Reports* of the National Center for Health Statistics; this report is now titled *National Vital Statistics Reports*. U.S. death rates for 2000, 2001 and 2002 are final data from the *National Vital Statistics Reports*. The U.S. death rate for 2003 was taken from *National Vital Statistics Reports*, "Deaths: Preliminary Data for 2003," Volume 53, No. 15, February 28, 2005. The U.S. death rate for 2004 was taken from *National Vital Statistics Reports*, "Births, Marriages, Divorces, and Deaths: Provisional Data for 2004," Volume 53, No. 21, June 28, 2005.

Note: Rates shown here are deaths per 1,000 population.

- In 2004, there were 45,488 deaths of Wisconsin residents, 552 fewer than in 2003.
- In 2004, the Wisconsin death rate (deaths per 1,000 population) was 8.2, the lowest rate ever reported for the state.
- The Wisconsin death rate has been similar to the United States death rate every year since 1945.

Table 2. Deaths and Death Rates by Age and Sex, Wisconsin 2004

Age Group	Total		Male		Female	
	Number of Deaths	Death Rate	Number of Deaths	Death Rate	Number of Deaths	Death Rate
All Ages	45,488	821.2	22,256	811.7	23,232	830.5
Under 1	420	598.9	226	628.1	194	568.1
1-4	66	24.5	35	25.2	31	23.6
5-9	47	13.6	29	16.4	18	10.7
10-14	67	17.3	43	21.7	24	12.7
15-19	229	56.0	160	76.4	69	34.6
20-24	329	80.1	263	125.5	66	32.8
25-29	266	75.8	187	103.6	79	46.4
30-34	310	89.0	204	115.0	106	62.0
35-39	457	117.0	274	139.1	183	94.6
40-44	762	168.0	486	214.2	276	121.8
45-49	1,188	269.4	742	335.0	446	203.3
50-54	1,524	391.3	939	479.7	585	301.9
55-59	1,948	618.3	1,163	741.1	785	496.4
60-64	2,337	983.4	1,374	1,191.0	963	787.6
65-69	3,030	1,618.6	1,771	1,992.1	1,259	1,280.8
70-74	4,102	2,508.1	2,336	3,161.5	1,766	1,969.7
75-79	5,858	3,933.1	3,212	4,986.8	2,646	3,130.2
80-84	7,408	6,848.5	3,695	8,940.2	3,713	5,555.1
85-89	7,290	9,921.1	2,952	12,476.8	4,338	8,707.3
90-94	5,301	17,617.1	1,670	21,112.5	3,631	16,370.6
95 +	2,549	31,586.1	495	28,779.1	2,054	32,346.5

Source: Bureau of Health Information and Policy, Division of Public Health, Department of Health and Family Services. For the population data used to calculate rates, see Technical Notes, page 84.

Notes: Rates by age and sex are deaths per 100,000 population in that age group or age/sex group.

- Age-specific death rates generally increase with age, except that the death rate for infants (under age one) is higher than that for children in other age groups.
- Age-specific death rates for males generally exceed death rates for females. However, among persons aged 80 and older, the number of female deaths is greater than the number of male deaths (even though male death rates remain generally higher). This is because many more females than males live past the age of 80.

Table 3. Population, Deaths and Death Rates by Region of Residence, Wisconsin 2004

DHFS Regions	Estimated Population	Number of Deaths	Death Rate
State Total	5,539,190	45,488	821.2
Northeastern	1,202,320	9,957	828.1
Northern	492,630	4,355	884.0
Southeastern	2,047,380	16,966	828.7
Southern	1,047,690	8,024	765.9
Western	749,170	6,186	825.7

Source: Bureau of Health Information and Policy, Division of Public Health, Department of Health and Family Services.

Notes: Population numbers may not sum to total due to rounding. Rates shown here are deaths per 100,000 population. For a map of the Department of Health and Family Services Regions, see Technical Notes, page 82. Effective with 2003 data, Vernon County is now included in the Southern Region instead of the Western Region.

- In 2004, death rates ranged from a low of 765.9 per 100,000 population in the Department of Health and Family Services' Southern region to a high of 884.0 in the Northern region. Differences in the death rate by region reflect many factors, including the region's population age structure.

Deaths and Death Rates

Table 4. Deaths by County of Residence, Wisconsin 1995–2004

	1995	1996	1997	1998	1999	2000	2001	2002	2003	2004
State Total	45,037	45,107	44,860	45,890	46,571	46,405	46,537	46,893	46,040	45,488
Adams	185	180	183	198	210	226	249	218	239	220
Ashland	218	179	193	185	188	206	201	210	191	210
Barron	450	472	444	507	481	442	475	505	474	431
Bayfield	152	146	162	168	154	153	165	157	127	145
Brown	1,482	1,507	1,472	1,630	1,575	1,591	1,598	1,573	1,565	1,559
Buffalo	121	132	159	141	159	123	131	130	145	111
Burnett	179	192	170	192	186	183	195	212	193	174
Calumet	235	232	231	259	266	252	242	246	235	273
Chippewa	534	495	499	548	553	533	521	534	497	464
Clark	323	341	318	324	303	307	300	352	348	353
Columbia	532	505	494	501	550	508	551	519	485	496
Crawford	178	180	172	161	201	178	175	176	175	165
Dane	2,397	2,475	2,437	2,535	2,580	2,512	2,663	2,677	2,657	2,633
Dodge	810	764	797	819	834	848	855	895	919	823
Door	311	292	305	338	322	315	316	316	290	289
Douglas	455	521	499	483	495	454	410	454	450	448
Dunn	289	250	243	281	296	280	258	298	262	270
Eau Claire	664	693	658	665	692	639	736	703	687	700
Florence	66	50	46	56	49	63	53	48	53	54
Fond du Lac	867	880	785	907	898	908	940	877	866	887
Forest	109	119	108	114	116	131	104	102	109	101
Grant	465	478	483	445	505	495	525	465	496	506
Green	316	326	308	299	328	322	318	340	324	305
Green Lake	248	226	246	231	241	243	227	255	246	223
Iowa	191	170	182	196	195	195	213	191	189	202
Iron	87	111	101	94	77	84	86	87	92	89
Jackson	187	177	178	189	186	219	204	191	212	214
Jefferson	579	597	603	592	612	608	569	569	620	588
Juneau	271	277	263	265	298	264	275	262	311	279
Kenosha	1,229	1,132	1,125	1,237	1,159	1,222	1,228	1,249	1,266	1,295
Kewaunee	193	187	172	178	196	189	203	185	171	184
La Crosse	869	916	887	905	923	888	950	889	875	892
Lafayette	147	151	167	173	158	144	122	147	156	141
Langlade	252	205	228	217	227	220	238	244	236	244
Lincoln	298	312	298	320	324	333	314	346	294	287
Manitowoc	819	848	813	827	860	852	818	823	751	763

(continued)

Deaths and Death Rates

Table 4. Deaths by County of Residence, Wisconsin 1995–2004

	1995	1996	1997	1998	1999	2000	2001	2002	2003	2004
Marathon	907	869	875	920	951	924	974	990	946	925
Marinette	478	492	501	509	534	470	530	502	524	473
Marquette	141	189	152	176	161	174	180	166	169	167
Menominee	45	43	35	48	43	36	40	29	34	44
Milwaukee	9,200	9,109	8,833	8,812	9,018	9,063	8,855	9,022	8,614	8,492
Monroe	383	385	354	408	391	414	376	433	415	407
Oconto	331	308	325	335	353	357	347	315	329	327
Oneida	375	410	387	372	422	431	360	401	355	422
Outagamie	1,026	1,103	1,196	1,142	1,141	1,109	1,083	1,123	1,147	1,113
Ozaukee	541	589	565	587	575	583	615	568	620	635
Pepin	72	87	87	76	80	73	70	88	90	70
Pierce	235	239	242	224	251	244	208	251	228	232
Polk	380	384	398	416	371	376	396	417	419	397
Portage	438	476	468	431	475	404	452	463	417	454
Price	198	184	207	216	198	207	191	186	202	215
Racine	1,534	1,600	1,550	1,529	1,593	1,616	1,605	1,489	1,492	1,498
Richland	200	179	201	169	157	185	182	197	180	166
Rock	1,268	1,287	1,371	1,327	1,282	1,335	1,336	1,296	1,308	1,306
Rusk	183	182	175	174	169	168	212	179	170	176
St. Croix	438	394	453	445	453	444	424	484	464	413
Sauk	484	470	455	534	487	485	545	509	507	511
Sawyer	194	202	169	184	190	183	212	207	189	153
Shawano	444	471	421	424	452	476	431	457	445	422
Sheboygan	957	962	997	1,107	1,018	1,083	1,008	1,092	992	1,037
Taylor	191	169	198	223	175	176	192	202	172	159
Trempealeau	338	305	290	285	291	298	321	284	318	260
Vernon	311	317	322	312	298	330	335	309	286	271
Vilas	254	258	264	269	263	251	264	260	240	223
Walworth	710	724	747	799	840	826	787	815	788	871
Washburn	194	185	197	182	198	198	187	180	173	174
Washington	687	761	746	769	810	795	827	851	892	872
Waukesha	2,316	2,276	2,446	2,529	2,620	2,795	2,665	2,833	2,743	2,715
Waupaca	658	643	617	651	698	634	684	624	711	653
Waushara	242	227	232	233	269	243	282	250	268	296
Winnebago	1,271	1,207	1,259	1,219	1,253	1,194	1,270	1,280	1,315	1,247
Wood	704	703	690	674	694	695	663	696	672	674

Source: Bureau of Health Information and Policy, Division of Public Health, Department of Health and Family Services.

Deaths and Death Rates

Table 5. Deaths by County of Residence and Selected Minor Civil Divisions, Wisconsin 2004

STATE TOTAL	45,488	CHIPPEWA	464	Sun Prairie (C)	151
Urban*	34,687	Bloomer (C)	51	Verona (C)	108
Balance of County	10,801	Chippewa Falls (C)	137	Waunakee (V)	78
		Eagle Point (T)	57	Westport (T)	10
ADAMS	220	Eau Claire (C) (Pt.)	7	Windsor (T)	28
Rome (T)	15	Lafayette (T)	26	Balance of County	213
Balance of County	205	Lake Hallie (V)	18		
		Stanley (C)	25	DODGE	823
ASHLAND	210	Wheaton (T)	10	Beaver Dam (C)	185
Ashland (C)	136	Balance of County	133	Beaver Dam (T)	18
Balance of County	74			Fox Lake (T)	10
		CLARK	353	Horicon (C)	23
BARRON	431	Neillsville (C)	52	Mayville (C)	64
Barron (C)	51	Balance of County	301	Watertown (C) (Pt.)	152
Rice Lake (C)	104			Waupun (C) (Pt.)	60
Rice Lake (T)	17	COLUMBIA	496	Balance of County	311
Balance of County	259	Columbus (C) (Pt.)	63		
		Lodi (C)	33	DOOR	289
BAYFIELD	145	Lodi (T)	21	Sevastopol (T)	12
		Pacific (T)	18	Sturgeon Bay (C)	156
BROWN	1,559	Portage (C)	111	Balance of County	121
Allouez (V)	94	Balance of County	250		
Ashwaubenon (V)	144			DOUGLAS	448
Bellevue (V)	37	CRAWFORD	165	Superior (C)	307
De Pere (C)	159	Prairie du Chien (C)	65	Balance of County	141
Green Bay (C)	833	Balance of County	100		
Howard (V) (Pt.)	64			DUNN	270
Ledgeview (T)	24	DANE	2,633	Menomonie (C)	137
Pulaski (V) (Pt.)	21	Bristol (T)	11	Menomonie (T)	14
Scott (T)	12	Burke (T)	9	Balance of County	119
Suamico (V)	36	Cottage Grove (T)	9		
Balance of County	135	Cottage Grove (V)	23	EAU CLAIRE	700
		Cross Plains (V)	18	Altoona (C)	71
BUFFALO	111	DeForest (V)	39	Eau Claire (C) (Pt.)	481
Mondovi (C)	41	Dunn (T)	21	Pleasant Valley (T)	9
Balance of County	70	Edgerton (C) (Pt.)	1	Seymour (T)	11
		Fitchburg (C)	54	Union (T)	7
BURNETT	174	Madison (C)	1,290	Washington (T)	13
		Madison (T)	7	Balance of County	108
CALUMET	273	Marshall (V)	31		
Appleton (C) (Pt.)	32	McFarland (V)	34	FLORENCE	54
Brillion (C)	25	Middleton (C)	116		
Chilton (C)	45	Middleton (T)	8	FOND DU LAC	887
Harrison (T)	27	Monona (C)	59	Empire (T)	14
Kiel (C) (Pt.)	4	Mount Horeb (V)	74	Fond du Lac (C)	535
Menasha (C) (Pt.)	1	Oregon (T)	7	North Fond du Lac	30
New Holstein (C)	72	Oregon (V)	57	Ripon (C)	89
Balance of County	67	Pleasant Springs (T)	9	Taycheedah (T)	13
		Springfield (T)	12	Waupun (C) (Pt.)	28
		Stoughton (C)	156	Balance of County	178

* Sum of incorporated places having a population of 2,500 or more according to the latest estimates available.

Deaths and Death Rates

FOREST	101	Twin Lakes (V)	41	Peshtigo (T)	22
		Wheatland (T)	24	Stephenson (T)	23
GRANT	506	Balance of County	41	Balance of County	208
Boscobel (C)	40	KEWAUNEE	184	MARQUETTE	167
Lancaster (C)	54	Algoma (C)	47		
Platteville (C)	69	Kewaunee (C)	53	MENOMINEE	44
Balance of County	343	Balance of County	84	Menominee (T)	44
GREEN	305	LA CROSSE	892	MILWAUKEE	8,492
Brodhead (C) (Pt.)	36	Campbell (T)	36	Bayside (V) (Pt.)	46
Monroe (C)	125	Holland (T)	14	Brown Deer (V)	96
Balance of County	144	Holmen (V)	32	Cudahy (C)	186
GREEN LAKE	223	La Crosse (C)	501	Fox Point (V)	58
Berlin (C) (Pt.)	73	Onalaska (C)	111	Franklin (C)	198
Balance of County	150	Onalaska (T)	13	Glendale (C)	213
		Shelby (T)	17	Greendale (V)	122
IOWA	202	West Salem (V)	82	Greenfield (C)	542
Dodgeville (C)	57	Balance of County	86	Hales Corners (V)	71
Mineral Point (C)	39	LAFAYETTE	141	Milwaukee (C) (Pt.)	5,035
Balance of County	106			Oak Creek (C)	182
IRON	89	LANGLADE	244	Shorewood (V)	82
		Antigo (C)	131	South Milwaukee (C)	231
JACKSON	214	Balance of County	113	St. Francis (C)	109
Black River Falls (C)	89	LINCOLN	287	Wauwatosa (C)	563
Brockway (T)	18	Bradley (T)	14	West Allis (C)	652
Balance of County	107	Merrill (C)	130	West Milwaukee (V)	27
		Merrill (T)	17	Whitefish Bay (V)	70
JEFFERSON	588	Tomahawk (C)	80	Balance of County	9
Ft. Atkinson (C)	138	Balance of County	46	MONROE	407
Ixonia (T)	13	MANITOWOC	763	Sparta (C)	123
Jefferson (C)	77	Kiel (C) (Pt.)	26	Sparta (T)	34
Koshkonong (T)	23	Manitowoc (C)	455	Tomah (C)	98
Lake Mills (C)	40	Manitowoc Rapids (T)	21	Balance of County	152
Oakland (T)	18	Two Rivers (C)	107	OCONTO	327
Waterloo (C)	19	Balance of County	154	Chase (T)	4
Watertown (C) (Pt.)	101	MARATHON	925	Little Suamico (T)	16
Whitewater (C) (Pt.)	2	Kronenwetter (T)	5	Oconto (C)	52
Balance of County	157	Marshfield (C) (PT.)	6	Oconto Falls (C)	52
JUNEAU	279	Mosinee (C)	46	Balance of County	203
Mauston (C)	57	Rib Mountain (T)	33	ONEIDA	422
Balance of County	222	Rothschild (V)	21	Minocqua (T)	49
KENOSHA	1,295	Wausau (C)	441	Newbold (T)	25
Bristol (T)	44	Weston (V)	63	Pelican (T)	22
Kenosha (C)	883	Balance of County	310	Pine Lake (T)	11
Paddock Lake (V)	13	MARINETTE	473	Rhineland (C)	150
Pleasant Prairie (V)	135	Marinette (C)	145	Balance of County	165
Randall (T)	15	Peshtigo (C)	75		
Salem (T)	62				
Somers (T)	37				

Deaths and Death Rates

OUTAGAMIE	1,113	RACINE	1,498	Prairie du Sac (V)	16
Appleton (C) (Pt.)	462	Burlington (C) (Pt.)	119	Reedsburg (C)	82
Buchanan (T)	28	Burlington (T)	31	Sauk City (V)	62
Center (T)	18	Caledonia (T)	163	Balance of County	212
Ellington (T)	10	Dover (T)	14		
Freedom (T)	15	Mt. Pleasant (V)	204	SAWYER	153
Grand Chute (T)	126	Norway (T)	34	Hayward (T)	36
Greenville (T)	30	Racine (C)	712	Balance of County	117
Hortonville (V)	15	Raymond (T)	18		
Kaukauna (C)	118	Sturtevant (V)	30	SHAWANO	422
Kimberly (V)	45	Union Grove (V)	70	Shawano (C)	135
Little Chute (V)	67	Waterford (T)	23	Wescott (T)	23
New London (C) (Pt.)	8	Waterford (V)	34	Balance of County	264
Oneida (T)	21	Yorkville (T)	8		
Seymour (C)	41	Balance of County	38	SHEBOYGAN	1,037
Balance of County	109			Greenbush (T)	2
		RICHLAND	166	Howards Grove (V)	21
OZAUKEE	635	Richland Center (C)	70	Lima (T)	18
Cedarburg (C)	134	Balance of County	96	Oostburg (V)	21
Cedarburg (T)	22			Plymouth (C)	78
Grafton (T)	18	ROCK	1,306	Plymouth (T)	52
Grafton (V)	63	Beloit (C)	391	Sheboygan (C)	606
Mequon (C)	176	Beloit (T)	51	Sheboygan (T)	11
Port Washington (C)	111	Edgerton (C) (Pt.)	42	Sheboygan Falls (C)	88
Saukville (V)	28	Evansville (C)	53	Wilson (T)	10
Thiensville (V)	36	Fulton (T)	22	Balance of County	130
Balance of County	47	Janesville (C)	499		
		Janesville (T)	11	TAYLOR	159
PEPIN	70	Milton (C)	42	Medford (C)	62
		Milton (T)	15	Balance of County	97
PIERCE	232	Rock (T)	15		
Ellsworth (V)	36	Balance of County	165	TREMPEALEAU	260
Prescott (C)	39				
River Falls (C) (Pt.)	40	RUSK	176	VERNON	271
Balance of County	117	Ladysmith (C)	80	Viroqua (C)	58
		Balance of County	96	Balance of County	213
POLK	397			VILAS	223
Alden (T)	7	ST. CROIX	413	Arbor Vitae (T)	18
Amery (C)	95	Baldwin (V)	34	Lac Du Flambeau (T)	38
Osceola (V)	22	Hudson (C)	86	Lincoln (T)	16
Balance of County	273	Hudson (T)	8	Balance of County	151
		New Richmond (C)	69		
PORTAGE	454	North Hudson (V)	9	WALWORTH	871
Hull (T)	15	River Falls (C) (Pt.)	42	Bloomfield (T)	33
Plover (V)	55	Somerset (T)	3	Delavan (C)	76
Stevens Point (C)	228	St. Joseph (T)	8	Delavan (T)	48
Stockton (T)	10	Star Prairie (T)	9	East Troy (T)	27
Balance of County	146	Troy (T)	9	East Troy (V)	50
		Balance of County	136	Elkhorn (C)	112
PRICE	215			Geneva (T)	32
Park Falls (C)	61	SAUK	511	Lake Geneva (C)	86
Balance of County	154	Baraboo (C)	123	Lyons (T)	27
		Lake Delton (V)	16		

Deaths and Death Rates

Mukwonago (V) (Pt.)	2	Delafield (C)	42	Mukwa (T)	9
Sugar Creek (T)	31	Delafield (T)	19	New London (C)	74
Whitewater (C) (Pt.)	96	Elm Grove (V)	65	Waupaca (C)	109
Balance of County	251	Genesse (T)	20	Balance of County	244
		Hartland (V)	57		
WASHBURN	174	Lisbon (T)	29	WAUSHARA	296
Spooner (C)	61	Menomonee Falls (V)	324	Berlin (C) (Pt.)	1
Balance of County	113	Merton (T)	26	Balance of County	295
		Milwaukee (C) (Pt.)	1		
WASHINGTON	872	Mukwonago (T)	25	WINNEBAGO	1,247
Addison (T)	21	Mukwonago (V) (Pt.)	60	Algoma (T)	20
Barton (T)	18	Muskego (C)	179	Appleton (C) (Pt.)	37
Erin (T)	14	New Berlin (C)	259	Clayton (T)	14
Farmington (T)	10	Oconomowoc (C)	153	Menasha (C) (Pt.)	111
Germantown (V)	114	Oconomowoc (T)	25	Menasha (T)	109
Hartford (C)	121	Ottawa (T)	14	Neenah (C)	188
Hartford (T)	15	Pewaukee (V)	86	Neenah (T)	12
Jackson (T)	14	Summit (T)	27	Omro (C)	41
Jackson (V)	29	Sussex (V)	63	Oshkosh (C)	588
Kewaskum (V)	29	Vernon (T)	18	Oshkosh (T)	11
Polk (T)	17	Wales (V)	10	Balance of County	116
Richfield (T)	51	Waukesha (C)	498		
Slinger (V)	25	Waukesha (T)	17	WOOD	674
Trenton (T)	11	Balance of County	238	Grand Rapids (T)	24
West Bend (C)	276			Marshfield (C) (Pt.)	195
West Bend (T)	87	WAUPACA	653	Nekoosa (C)	23
Balance of County	20	Clintonville (C)	64	Saratoga (T)	29
		Dayton (T)	10	Wisconsin Rapids (C)	226
WAUKESHA	2,715	Farmington (T)	143	Balance of County	177
Brookfield (C)	434				
Brookfield (T)	26				

Source: Bureau of Health Information and Policy, Division of Public Health, Department of Health and Family Services.

Note: Minor civil divisions are City (C), Village (V), Township (T). Places located in more than one county are indicated by (Pt.) (an abbreviation of "Part").

Table 6. Deaths by County of Residence and County of Occurrence, Wisconsin 2004

	Residence	Occurrence		Residence	Occurrence
State Total	45,488	45,429			
Adams	220	161	Marathon	925	953
Ashland	210	235	Marinette	473	498
Barron	431	408	Marquette	167	72
Bayfield	145	81	Menominee	44	11
Brown	1,559	1,868	Milwaukee	8,492	9,463
Buffalo	111	61	Monroe	407	376
Burnett	174	124	Oconto	327	248
Calumet	273	199	Oneida	422	505
Chippewa	464	349	Outagamie	1,113	1,236
Clark	353	291	Ozaukee	635	553
Columbia	496	496	Pepin	70	57
Crawford	165	154	Pierce	232	144
Dane	2,633	3,239	Polk	397	373
Dodge	823	787	Portage	454	419
Door	289	253	Price	215	186
Douglas	448	301	Racine	1,498	1,314
Dunn	270	221	Richland	166	156
Eau Claire	700	924	Rock	1,306	1,268
Florence	54	30	Rusk	176	138
Fond du Lac	887	931	St. Croix	413	386
Forest	101	69	Sauk	511	485
Grant	506	448	Sawyer	153	146
Green	305	307	Shawano	422	375
Green Lake	223	215	Sheboygan	1,037	988
Iowa	202	171	Taylor	159	134
Iron	89	71	Trempealeau	260	207
Jackson	214	184	Vernon	271	260
Jefferson	588	476	Vilas	223	145
Juneau	279	213	Walworth	871	700
Kenosha	1,295	1,242	Washburn	174	149
Kewaunee	184	105	Washington	872	711
La Crosse	892	1,209	Waukesha	2,715	2,631
Lafayette	141	83	Waupaca	653	553
Langlade	244	228	Waushara	296	185
Lincoln	287	246	Winnebago	1,247	1,346
Manitowoc	763	679	Wood	674	999

Source: Bureau of Health Information and Policy, Division of Public Health, Department of Health and Family Services.

Note: The “residence” column indicates the number of deaths among residents of the county, regardless of where the person died. The “occurrence” column indicates the number of deaths that occurred in that county, regardless of where the person resided. Statewide totals for the two columns differ because some Wisconsin resident deaths occur outside the state, and some deaths of non-residents occur within the state.

Table 7. Deaths by Disposition of Body, Wisconsin 1995-2004

Disposition of Body	Years									
	1995	1996	1997	1998	1999	2000	2001	2002	2003	2004
TOTAL DEATHS	45,037	45,109	44,860	45,890	46,571	46,405	46,537	46,893	46,040	45,488
PERCENT	100.0	100.0	100.0	100.0	100.0	100.0	100.0	100.0	100.0	100.0
Burial	32,043	31,432	30,493	30,470	30,692	29,720	29,044	28,874	27,689	26,531
Percent	71.1	69.7	68.0	66.4	65.9	64.0	62.4	61.6	60.1	58.3
Cremation	8,725	9,447	10,007	10,889	11,526	12,483	13,160	13,790	14,287	15,044
Percent	19.4	20.9	22.3	23.7	24.7	26.9	28.3	29.4	31.0	33.1
Entombment	3,606	3,618	3,634	3,754	3,800	3,694	3,827	3,698	3,566	3,515
Percent	8.0	8.0	8.1	8.2	8.2	8.0	8.2	7.9	7.7	7.7
Donation	288	274	273	287	279	261	231	305	251	249
Percent	0.6	0.6	0.6	0.6	0.6	0.6	0.5	0.7	0.5	0.5
Unknown	375	338	453	490	274	247	275	226	247	149
Percent	0.8	0.7	1.0	1.1	0.6	0.5	0.6	0.5	0.5	0.3

Source: Bureau of Health Information and Policy, Division of Public Health, Department of Health and Family Services.

Notes: Percents may not add to 100 due to rounding.

“Donation” means the body was donated for use in medical research and/or education.

“Entombment” means the casket is placed in an above-ground structure, such as a mausoleum.

The high number of “unknowns” is due to reporting of Wisconsin resident deaths occurring in other states. Some states do not consistently report disposition of the body.

- As a percent of total deaths, cremations increased by 14 percentage points over the past decade (from 19 percent to 33 percent). Burials decreased (from 71 percent to 58 percent).

Table 8. Autopsies Performed by Age of Decedent, Wisconsin, Selected Years, 1980–2004

Years	Total	Age			
		Under 1	1-44	45-64	65+
1980					
Autopsy	5,673	469	1,065	1,649	2,490
No Autopsy	35,010	290	1,742	5,590	27,388
Unknown	116	6	5	17	88
Total Deaths	40,801	765	2,812	7,256	29,966
Percent with Autopsy	14%	61%	38%	23%	8%
1990					
Autopsy	4,451	343	1,297	1,107	1,704
No Autopsy	38,062	264	1,471	5,020	31,307
Unknown	142	6	9	25	102
Total Deaths	42,655	613	2,777	6,152	33,113
Percent with Autopsy	10%	56%	47%	18%	5%
2000					
Autopsy	3,582	183	1,240	1,139	1,020
No Autopsy	42,607	273	1,508	5,306	35,520
Unknown	215	1	20	37	157
Total Deaths	46,405	457	2,768	6,482	36,697
Percent with Autopsy	8%	40%	45%	18%	3%
2004					
Autopsy	3,427	156	1,202	1,260	809
No Autopsy	41,940	261	1,324	5,714	34,641
Unknown	121	3	7	23	88
Total Deaths	45,488	420	2,533	6,997	35,538
Percent with Autopsy	8%	37%	47%	18%	2%

Source: Bureau of Health Information and Policy, Division of Public Health, Department of Health and Family Services.
 Notes: There were two deaths in 1980 and one death in 2000 for which age was unknown. These deaths are included in the total.

- In 2004, an autopsy was performed in just 8 percent of deaths, compared with 14 percent in 1980.
- The percentage of deaths with an autopsy decreased in most age groups from 1980 to 2004.

Deaths and Death Rates

Table 9. Deaths by Injury at Work by Age, Sex, Race and Hispanic Origin, Wisconsin, 2004

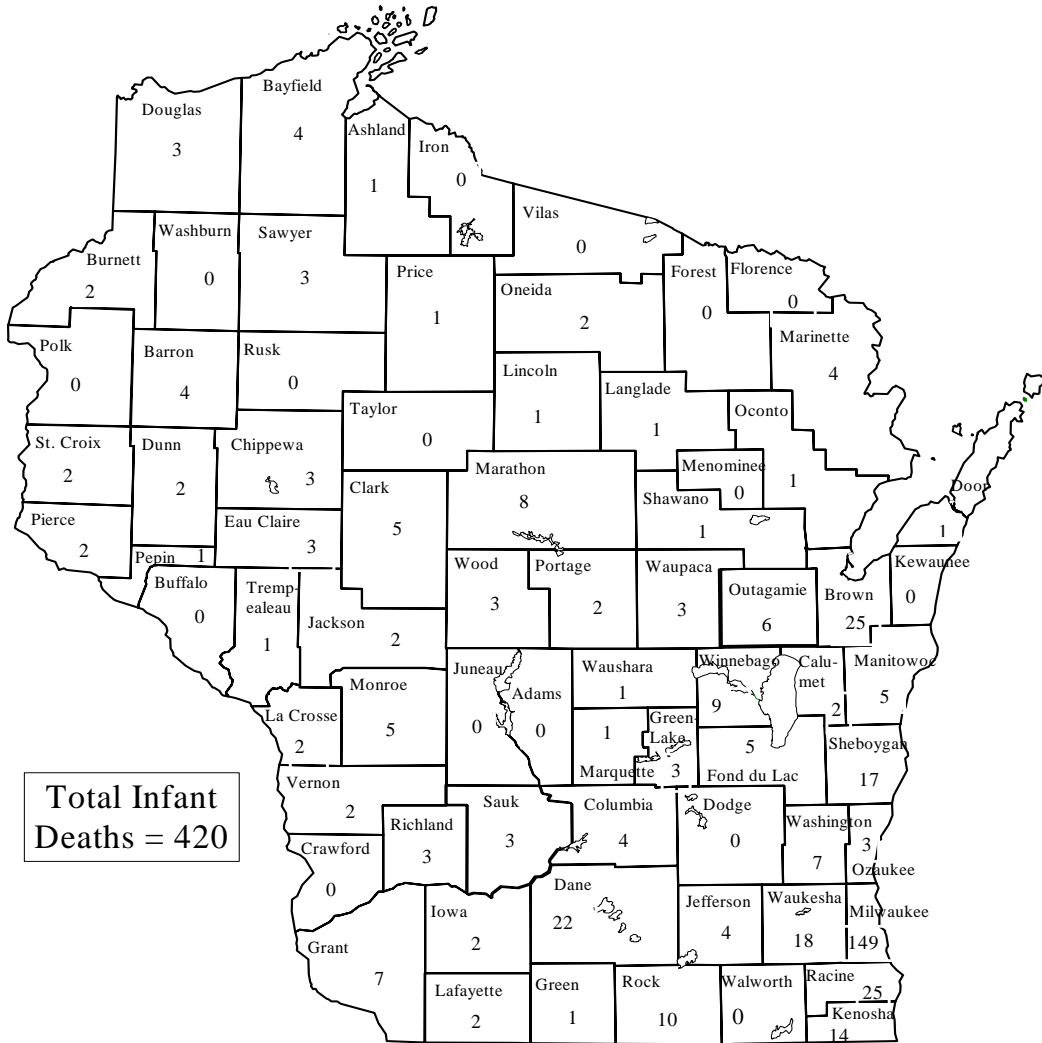
	Age							
	Less than 15	15 and over	15-24	25-34	35-44	45-54	55-64	65 and over
ALL RACES, Both Sexes	---	72	11	3	15	12	15	16
Male	---	67	10	3	15	11	14	14
Female	---	5	1	---	---	1	1	2
White, Both Sexes	---	71	11	2	15	12	15	16
Male	---	66	10	2	15	11	14	14
Female	---	5	1	---	---	1	1	2
Black, Both Sexes	---	---	---	---	---	---	---	---
Male	---	---	---	---	---	---	---	---
Female	---	---	---	---	---	---	---	---
Other, Both Sexes	---	1	---	1	---	---	---	---
Male	---	1	---	1	---	---	---	---
Female	---	---	---	---	---	---	---	---
Hispanic, Both Sexes	---	---	---	---	---	---	---	---
Male	---	---	---	---	---	---	---	---
Female	---	---	---	---	---	---	---	---
Non-Hispanic, Both Sexes	---	72	11	3	15	12	15	16
Male	---	67	10	3	15	11	14	14
Female	---	5	1	---	---	1	1	2

Source: Bureau of Health Information and Policy, Division of Public Health, Department of Health and Family Services.

Notes: Race categories may also include people of Hispanic origin; people of Hispanic origin may be of any race. This table indicates the number of death certificates that specified that an injury at work contributed to the death, either as the underlying cause or as a contributing factor.

- In 2004, a total of 72 deaths were reported on death certificates as due to injuries at work.
- Ninety-two percent of deaths due to injuries at work were to white non-Hispanic males.

**Map 1. Number of Infant Deaths
By County of Residence, Wisconsin 2004**



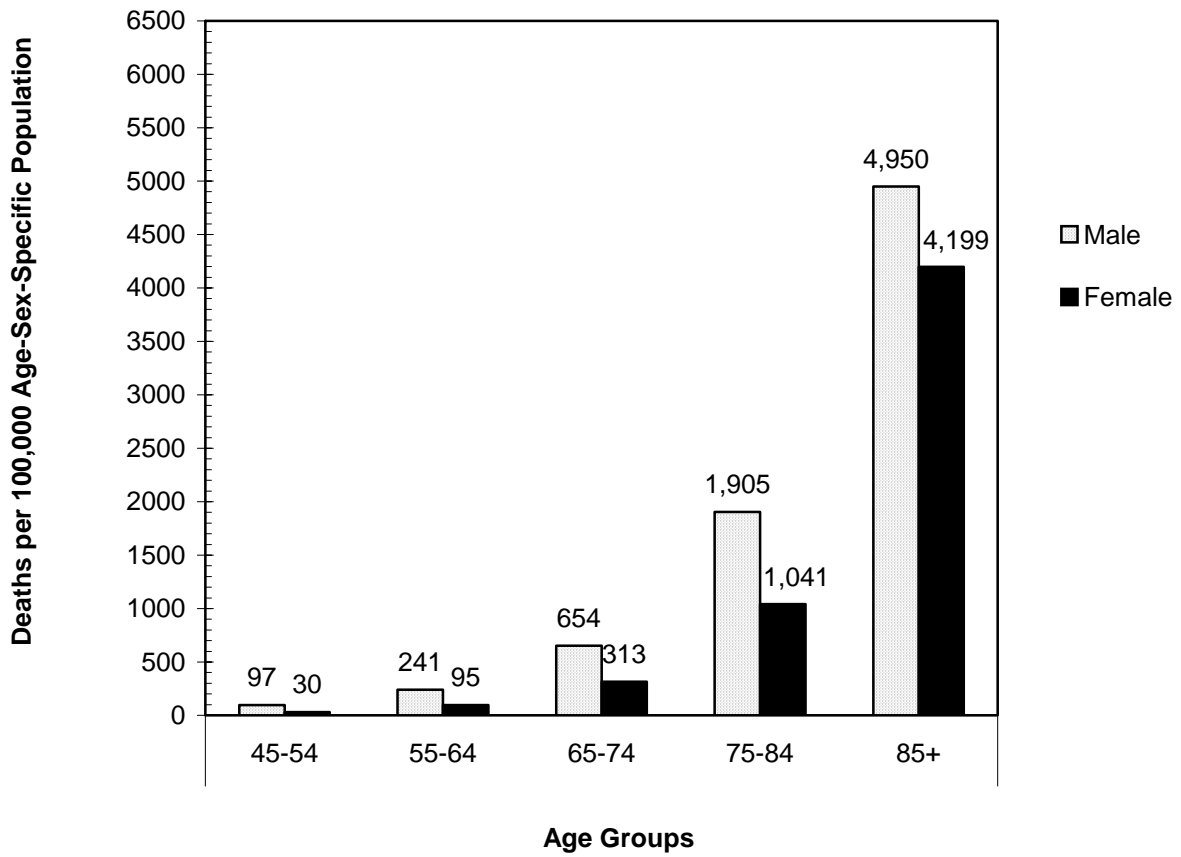
Total Infant Deaths = 420

Source: Bureau of Health Information and Policy, Division of Public Health, Department of Health and Family Services.

Note: Infant deaths are those that occur before one year of age.

- Milwaukee County accounted for 35 percent of all infant deaths statewide in 2004 (and 21 percent of all births).

Figure 1. Heart Disease Death Rates by Selected Age Groups and Sex, Wisconsin 2004

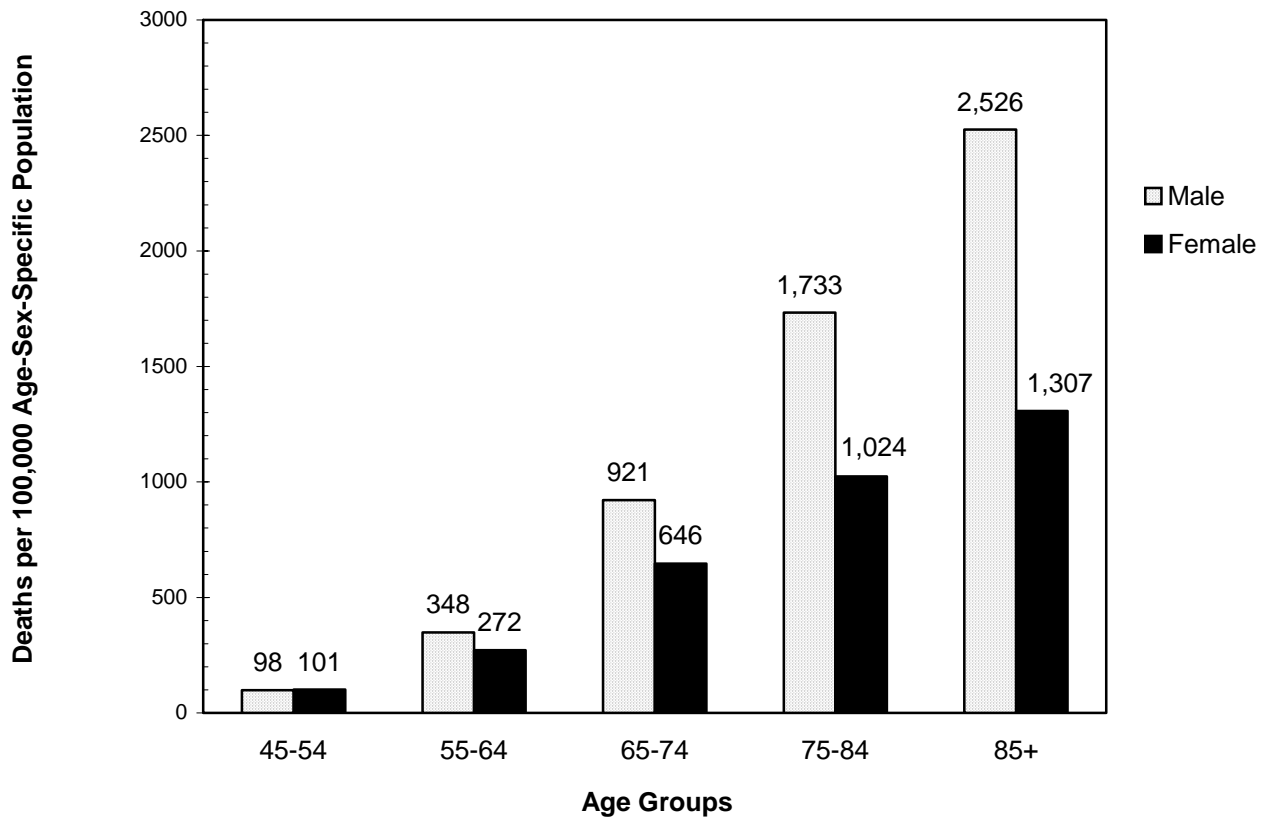


Source: Bureau of Health Information and Policy, Division of Public Health, Department of Health and Family Services.

Note: The ICD-10 codes used for diseases of the heart are I00-I09, I11, I13, I20-I51.

- Death rates from diseases of the heart for males exceeded rates for females in all age groups.

Figure 2. Malignant Neoplasm (Cancer) Death Rates by Selected Age Groups and Sex, Wisconsin 2004

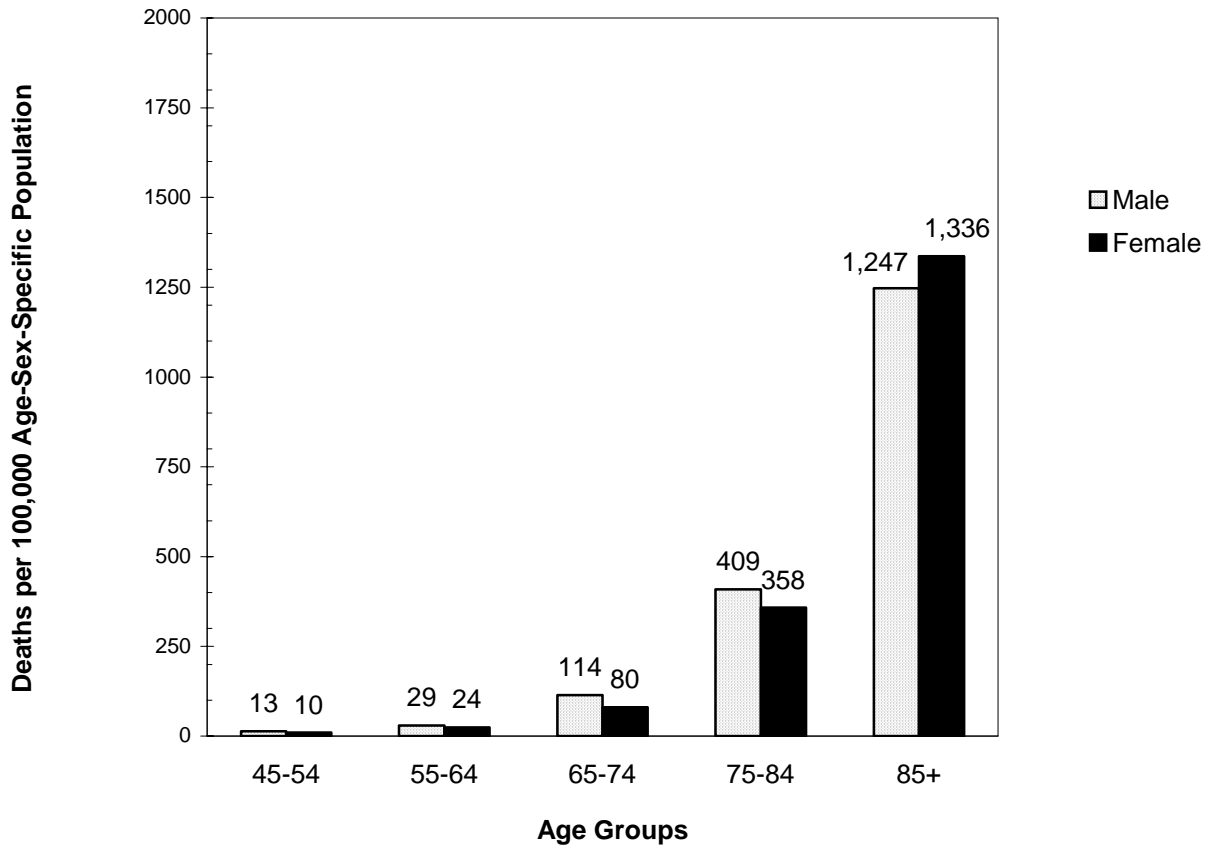


Source: Bureau of Health Information and Policy, Division of Public Health, Department of Health and Family Services.

Note: The ICD-10 codes used for malignant neoplasms are C00-C97.

- Cancer death rates for males exceeded rates for females in all age groups except 45-54.

Figure 3. Cerebrovascular Diseases (Stroke) Death Rates by Selected Age Groups and Sex, Wisconsin 2004



Source: Bureau of Health Information and Policy, Division of Public Health, Department of Health and Family Services.

Note: The ICD-10 codes used for cerebrovascular diseases are I60-I69.

- Death rates from cerebrovascular diseases (stroke) for males exceeded rates for females in all age groups except age 85 and older.

Cause of Death

Table 10. Summary Categories of Cause of Death, Wisconsin 2004

	Immediate Cause of Death	Underlying Cause of Death	All-Mention Cause of Death
ALL CAUSES	45,488	45,488	98,868
Tuberculosis	2	8	20
Syphilis	---	---	2
Human Immunodeficiency Virus (HIV)	19	48	58
Malignant Neoplasms	9,079	10,838	11,948
Diabetes Mellitus	145	1,310	4,424
Alzheimer's Disease	956	1,419	2,029
Diseases of the Heart	12,700	11,883	19,017
Primary Hypertension and Hypertensive Renal Disease	66	370	4,572
Cerebrovascular Diseases	2,942	3,064	4,954
Atherosclerosis	116	194	901
Other Diseases of Circulatory System	330	576	1,333
Influenza and Pneumonia	2,551	1,138	3,796
Chronic Lower Respiratory Diseases	1,259	2,310	4,861
Peptic Ulcer	21	55	146
Chronic Liver Disease and Cirrhosis	168	414	633
Nephritis, Nephrotic Syndrome and Nephrosis	1,475	924	4,234
Pregnancy, Childbirth and the Puerperium	5	6	16
Certain Conditions Originating in Perinatal Period	234	221	268
Congenital Malform./Deform./Chromosomal Abnorm.	73	187	296
Sudden Infant Death Syndrome	53	54	54
Symptoms/Signs/Abnormal Clinical/Lab Findings	2,040	128	4,104
Motor Vehicle Accidents	10	794	806
All Accidents (except motor vehicle)	9	1,517	2,787
Intentional Self-Harm (Suicide)	4	656	659
Assault (Homicide)	---	149	153
All Other External Causes	---	65	72
All Other Diseases	11,231	7,160	26,725

Source: Bureau of Health Information and Policy, Division of Public Health, Department of Health and Family Services.

Notes: The immediate cause of death is the final disease or condition resulting in death. The underlying cause of death is the disease or injury that initiated events resulting in death. All-mention cause of death includes all conditions listed on the death record, including those in the chain of events leading to death and others contributing to the death. Thus, the all-mention cause of death column will always have a higher total than the total number of deaths.

For the ICD-10 codes used for each cause, see Technical Notes, page 81.

- The underlying cause is often referred to as the “cause of death.” For example, for 10,838 Wisconsin residents who died in 2004, a malignant neoplasm was listed as the underlying cause on the death certificate. For only 9,079 residents, a malignant neoplasm was indicated as the final disease or condition that caused the person to die (immediate cause). For 11,948 residents, a malignant neoplasm contributed to death (all-mention cause).

Cause of Death

Table 11. Leading Underlying Causes of Death by Age, Wisconsin 2003 and 2004

2003	Number	Rate	2004	Number	Rate
TOTAL, ALL AGES	46,040	837.3	TOTAL, ALL AGES	45,488	821.2
Diseases of the Heart	12,460	226.6	Diseases of the Heart	11,883	214.5
Malignant Neoplasms	10,603	192.8	Malignant Neoplasms	10,838	195.7
Cerebrovascular Diseases	3,204	58.3	Cerebrovascular Diseases	3,064	55.3
Accidents (ex. med./surg. comp.)	2,323	42.2	Chronic Lower Respiratory Dis.	2,310	41.7
Chronic Lower Respiratory Dis.	2,285	41.6	Accidents (ex. med./surg. comp.)	2,273	41.0
Alzheimer's Disease	1,408	25.6	Alzheimer's Disease	1,419	25.6
Diabetes Mellitus	1,326	24.1	Diabetes Mellitus	1,310	23.6
Influenza and Pneumonia	1,164	21.2	Influenza and Pneumonia	1,138	20.5
Nephritis/Nephrotic Syn./Nephrosis	873	15.9	Nephritis/Nephrotic Syn./Nephrosis	924	16.7
Intentional Self-Harm (Suicide)	642	11.7	Intentional Self-Harm (Suicide)	656	11.8
LESS THAN 1 YEAR	454	648.6	LESS THAN 1 YEAR	420	598.9
Congenital Malformations, etc.	100	142.9	Dis. Rel. Short Gest./Low Brthwgt.	100	142.6
Dis. Rel. Short Gest./Low Brthwgt.	89	127.1	Congenital Malformations, etc.	74	105.5
Sudden Infant Death Syndrome	34	48.6	Sudden Infant Death Syndrome	54	77.0
Newborn Affect. by Comp. Preg.	25	35.7	Newborn Affect. by Comp. Preg.	19	
Newborn Affect./Complic. Placenta	20	28.6	Respiratory Distress of Newborn	19	
Bacterial Sepsis of Newborn	14		Accidents (ex. med./surg. comp.)	14	
Accidents (ex. med./surg. comp.)	14		Neonatal Hemorrhage	12	
Respiratory Distress of Newborn	12		Influenza and Pneumonia	8	
Diseases of the Circulatory System	11		Atelectasis	8	
Intrauterine Hypox./Birth Asphyxia	9		Bacterial Sepsis of Newborn	8	
1-14 YEARS	211	20.6	1-14 YEARS	180	17.9
Accidents (ex. med./surg. comp.)	75	7.3	Accidents (ex. med./surg. comp.)	64	6.4
Malignant Neoplasms	23	2.2	Malignant Neoplasms	22	2.2
Congenital Malformations, etc.	21	2.0	Congenital Malformations, etc.	15	
Assault (Homicide)	11		Intentional Self-Harm (Suicide)	8	
Diseases of the Heart	10		Assault (Homicide)	7	
Intentional Self-Harm (Suicide)	7		Diseases of the Heart	6	
Influenza and Pneumonia	6		In Situ/Benign/Uncertain Neoplasms	5	
Anemias	3		Chronic Lower Respiratory Dis.	5	
Meningitis	3		Influenza and Pneumonia	3	
Chronic Lower Respiratory Dis.	2		Septicemia	2	
15-24 YEARS	627	77.1	15-24 YEARS	558	68.1
Accidents (ex. med./surg. comp.)	320	39.3	Accidents (ex. med./surg. comp.)	285	34.8
Intentional Self-Harm (Suicide)	96	11.8	Intentional Self-Harm (Suicide)	101	12.3
Assault (Homicide)	68	8.4	Assault (Homicide)	48	5.9
Malignant Neoplasms	36	4.4	Malignant Neoplasms	21	2.6
Diseases of the Heart	21	2.6	Diseases of the Heart	18	
Congenital Malformations, etc.	11		Congenital Malformations, etc.	15	
Cerebrovascular Diseases	4		Cerebrovascular Diseases	4	
Diabetes Mellitus	3		Diabetes Mellitus	4	
Chronic Lower Respiratory Dis.	3		Aortic Aneurysm and Dissection	3	
Pregnancy, Childbirth/Puerperium	3		Influenza and Pneumonia	2	

(continued)

Cause of Death

Table 11. Leading Underlying Causes of Death by Age, Wisconsin 2003 and 2004

2003	Number	Rate	2004	Number	Rate
25-44 YEARS	1,906	123.7	25-44 YEARS	1,795	116.3
Accidents (ex. med./surg. comp.)	511	33.2	Accidents (ex. med./surg. comp.)	447	29.0
Malignant Neoplasms	310	20.1	Malignant Neoplasms	295	19.1
Diseases of the Heart	238	15.4	Intentional Self-Harm (Suicide)	253	16.4
Intentional Self-Harm (Suicide)	235	15.2	Diseases of the Heart	223	14.4
Assault (Homicide)	73	4.7	Assault (Homicide)	59	3.8
Chronic Liver Dis. and Cirrhosis	59	3.8	Chronic Liver Dis. and Cirrhosis	57	3.7
Cerebrovascular Diseases	47	3.0	Diabetes Mellitus	39	2.5
Human Immunodeficiency Virus	41	2.7	Cerebrovascular Diseases	38	2.5
Diabetes Mellitus	40	2.6	Congenital Malformations, etc.	22	1.4
Congenital Malformations, etc.	22	1.4	Human Immunodeficiency Virus	21	1.4
45-64 YEARS	6,968	522.5	45-64 YEARS	6,997	505.9
Malignant Neoplasms	2,520	189.0	Malignant Neoplasms	2,538	183.5
Diseases of the Heart	1,542	115.6	Diseases of the Heart	1,451	104.9
Accidents (ex. med./surg. comp.)	424	31.8	Accidents (ex. med./surg. comp.)	469	33.9
Cerebrovascular Diseases	254	19.0	Diabetes Mellitus	260	18.8
Diabetes Mellitus	248	18.6	Cerebrovascular Diseases	245	17.7
Chronic Lower Respiratory Dis.	243	18.2	Chronic Lower Respiratory Dis.	228	16.5
Intentional Self-Harm (Suicide)	217	16.3	Intentional Self-Harm (Suicide)	213	15.4
Chronic Liver Dis. and Cirrhosis	198	14.8	Chronic Liver Dis. and Cirrhosis	186	13.4
Nephritis/Nephrotic Syn./Nephrosis	86	6.4	Nephritis/Nephrotic Syn./Nephrosis	93	6.7
Influenza and Pneumonia	55	4.1	Influenza and Pneumonia	76	5.5
65-74 YEARS	7,129	2,032.3	65-74 YEARS	7,132	2,033.4
Malignant Neoplasms	2,556	728.7	Malignant Neoplasms	2,714	773.8
Diseases of the Heart	1,778	506.9	Diseases of the Heart	1,654	471.6
Chronic Lower Respiratory Dis.	491	140.0	Chronic Lower Respiratory Dis.	493	140.6
Cerebrovascular Diseases	367	104.6	Cerebrovascular Diseases	337	96.1
Diabetes Mellitus	271	77.3	Diabetes Mellitus	223	63.6
Accidents (ex. med./surg. comp.)	168	47.9	Accidents (ex. med./surg. comp.)	186	53.0
Nephritis/Nephrotic Syn./Nephrosis	107	30.5	Nephritis/Nephrotic Syn./Nephrosis	129	36.8
Chronic Liver Dis. and Cirrhosis	93	26.5	Influenza and Pneumonia	102	29.1
Influenza and Pneumonia	87	24.8	Chronic Liver Dis. and Cirrhosis	92	26.2
Alzheimer's Disease	68	19.4	Aortic Aneurysm and Dissection	68	19.4
75-84 YEARS	13,286	5,154.4	75-84 YEARS	13,266	5,159.7
Diseases of the Heart	3,744	1,452.5	Diseases of the Heart	3,590	1,396.3
Malignant Neoplasms	3,263	1,265.9	Malignant Neoplasms	3,382	1,315.4
Cerebrovascular Diseases	1,022	396.5	Cerebrovascular Diseases	974	378.8
Chronic Lower Respiratory Dis.	900	349.2	Chronic Lower Respiratory Dis.	928	360.9
Diabetes Mellitus	452	175.4	Diabetes Mellitus	440	171.1
Alzheimer's Disease	390	151.3	Alzheimer's Disease	419	163.0
Accidents (ex. med./surg. comp.)	355	137.7	Nephritis/Nephrotic Syn./Nephrosis	316	122.9
Influenza and Pneumonia	310	120.3	Accidents (ex. med./surg. comp.)	314	122.1
Nephritis/Nephrotic Syn./Nephrosis	301	116.8	Influenza and Pneumonia	304	118.2
Parkinson's Disease	197	76.4	Parkinson's Disease	204	79.3

(continued)

Table 11. Leading Underlying Causes of Death by Age, Wisconsin 2003 and 2004

2003	Number	Rate	2004	Number	Rate
85 YEARS AND OVER	15,459	14,466.6	85 YEARS AND OVER	15,140	13,561.4
Diseases of the Heart	5,119	4,790.4	Diseases of the Heart	4,938	4,423.1
Malignant Neoplasms	1,891	1,769.6	Malignant Neoplasms	1,865	1,670.5
Cerebrovascular Diseases	1,507	1,410.3	Cerebrovascular Diseases	1,462	1,309.6
Alzheimer's Disease	931	871.2	Alzheimer's Disease	926	829.5
Influenza and Pneumonia	678	634.5	Chronic Lower Respiratory Dis.	634	567.9
Chronic Lower Respiratory Dis.	632	591.4	Influenza and Pneumonia	625	559.8
Accidents (ex. med./surg. comp.)	456	426.7	Accidents (ex. med./surg. comp.)	494	442.5
Nephritis/Nephrotic Syn./Nephrosis	364	340.6	Nephritis/Nephrotic Syn./Nephrosis	368	329.6
Diabetes Mellitus	311	291.0	Diabetes Mellitus	343	307.2
Hypertension/Hypertensive Renal	178	166.6	Hypertension/Hypertensive Renal	190	170.2

Source: Bureau of Health Information and Policy, Division of Public Health, Department of Health and Family Services. For the population estimates used to calculate 2003 rates, see Technical Notes, page 85. For the population estimates used to calculate 2004 rates, see Technical Notes, page 84.

Notes: Age-specific rates are deaths per 100,000 population in that age group. A rate is not calculated when there were fewer than 20 deaths. Underlying cause of death is the disease or injury that initiated events resulting in death.

The total for 2003 includes one record for which sex was unknown.

For the ICD-10 codes used for the cause-of-death groupings, see Technical Notes, page 78 and page 79 (infants only).

Conditions abbreviated in this table are spelled out in full in the Technical Notes.

- As in 2003, the three leading underlying causes of death in 2004 were diseases of the heart, malignant neoplasms (cancer) and cerebrovascular diseases (stroke). These three causes of death accounted for 57 percent of total deaths among Wisconsin residents.
- Although diseases of the heart constituted the leading cause of death overall, within specific age groups this category was the leading underlying cause only among persons 75-84 years and 85 years and over.
- Accidents were the leading cause of death for age groups 1-14, 15-24, and 25-44.

Cause of Death

Table 12. Leading Underlying Causes of Death for Males by Age, Wisconsin 2003 and 2004

2003	Number	Rate	2004	Number	Rate
TOTAL, ALL AGES	22,495	826.9	TOTAL, ALL AGES	22,256	811.7
Diseases of the Heart	6,247	229.6	Diseases of the Heart	5,964	217.5
Malignant Neoplasms	5,526	203.1	Malignant Neoplasms	5,702	208.0
Accidents (ex. med./surg. comp.)	1,423	52.3	Accidents (ex. med./surg. comp.)	1,364	49.7
Cerebrovascular Diseases	1,252	46.0	Cerebrovascular Diseases	1,193	43.5
Chronic Lower Respiratory Dis.	1,163	42.8	Chronic Lower Respiratory Dis.	1,183	43.1
Diabetes Mellitus	650	23.9	Diabetes Mellitus	638	23.3
Intentional Self-Harm (Suicide)	536	19.7	Influenza and Pneumonia	532	19.4
Influenza and Pneumonia	495	18.2	Intentional Self-Harm (Suicide)	501	18.3
Nephritis/Nephrotic Syn./Nephrosis	415	15.3	Nephritis/Nephrotic Syn./Nephrosis	451	16.4
Alzheimer's Disease	399	14.7	Alzheimer's Disease	363	13.2
LESS THAN 1 YEAR	246	688.9	LESS THAN 1 YEAR	226	628.1
Congenital Malformations, etc.	53	148.4	Dis. Rel. Short Gest./Low Brthwgt.	52	144.5
Dis. Rel. Short Gest./Low Brthwgt.	53	148.4	Congenital Malformations, etc.	36	100.0
Sudden Infant Death Syndrome	18		Sudden Infant Death Syndrome	29	80.6
Newborn Affect. by Comp. Preg.	13		Newborn Affect. by Comp. Preg.	14	
Accidents (ex. med./surg. comp.)	9		Respiratory Distress of Newborn	12	
Diseases of the Circulatory System	9		Neonatal Hemorrhage	10	
Bacterial Sepsis of Newborn	8		Influenza and Pneumonia	7	
Newborn Affect. Comp. Placenta	7		Newborn Affect. Comp. Placenta	5	
Respiratory Distress of Newborn	7		Accidents (ex. med./surg. comp.)	5	
Septicemia	4		Intrauterine Hypoxia/Birth Asphyxia	4	
1-14 YEARS	120	22.9	1-14 YEARS	107	20.8
Accidents (ex. med./surg. comp.)	51	9.7	Accidents (ex. med./surg. comp.)	42	8.2
Congenital Malformations, etc.	10		Malignant Neoplasms	16	
Malignant Neoplasms	9		Congenital Malformations, etc.	7	
Assault (Homicide)	8		Assault (Homicide)	7	
Intentional Self-Harm (Suicide)	7		Intentional Self-Harm (Suicide)	5	
Diseases of the Heart	2		Chronic Lower Respiratory Dis.	3	
Acute Bronchitis/Bronchiolitis	2		Septicemia	2	
Anemias	1		Diseases of the Heart	2	
Diabetes Mellitus	1		In Situ/Benign/Uncertain Neoplasms	1	
Influenza and Pneumonia	1		Diabetes Mellitus	1	
15-24 YEARS	473	113.7	15-24 YEARS	423	101.0
Accidents (ex. med./surg. comp.)	243	58.4	Accidents (ex. med./surg. comp.)	228	54.4
Intentional Self-Harm (Suicide)	80	19.2	Intentional Self-Harm (Suicide)	86	20.5
Assault (Homicide)	58	13.9	Assault (Homicide)	36	8.6
Malignant Neoplasms	28		Diseases of the Heart	14	
Diseases of the Heart	11		Malignant Neoplasms	10	
Congenital Malformations, etc.	5		Congenital Malformations, etc.	8	
Legal Intervention	3		Diabetes Mellitus	3	
Cerebrovascular Diseases	2		Aortic Aneurysm and Dissection	3	
Aortic Aneurysm and Dissection	2		Cerebrovascular Diseases	2	
Chronic Lower Respiratory Dis.	2		Chronic Lower Respiratory Dis.	2	

(continued)

Cause of Death

Table 12. Leading Underlying Causes of Death for Males by Age, Wisconsin 2003 and 2004

2003	Number	Rate	2004	Number	Rate
25-44 YEARS	1,249	160.1	25-44 YEARS	1,151	147.2
Accidents (ex. med./surg. comp.)	378	48.5	Accidents (ex. med./surg. comp.)	330	42.2
Intentional Self-Harm (Suicide)	195	25.0	Intentional Self-Harm (Suicide)	185	23.7
Diseases of the Heart	166	21.3	Diseases of the Heart	157	20.1
Malignant Neoplasms	128	16.4	Malignant Neoplasms	145	18.5
Assault (Homicide)	60	7.7	Assault (Homicide)	42	5.4
Chronic Liver Dis. and Cirrhosis	31	4.0	Chronic Liver Dis. and Cirrhosis	27	3.5
Human Immunodeficiency Virus	30	3.8	Cerebrovascular Diseases	23	2.9
Diabetes Mellitus	28	3.6	Diabetes Mellitus	21	2.7
Cerebrovascular Diseases	27	3.5	Human Immunodeficiency Virus	14	
Congenital Malformations, etc.	13		Congenital Malformations, etc.	13	
45-64 YEARS	4,250	639.3	45-64 YEARS	4,218	611.7
Malignant Neoplasms	1,317	198.1	Malignant Neoplasms	1,357	196.8
Diseases of the Heart	1,137	171.0	Diseases of the Heart	1,062	154.0
Accidents (ex. med./surg. comp.)	309	46.5	Accidents (ex. med./surg. comp.)	304	44.1
Intentional Self-Harm (Suicide)	177	26.6	Intentional Self-Harm (Suicide)	158	22.9
Diabetes Mellitus	149	22.4	Diabetes Mellitus	157	22.8
Cerebrovascular Diseases	142	21.4	Cerebrovascular Diseases	134	19.4
Chronic Liver Dis. and Cirrhosis	132	19.9	Chronic Liver Dis. and Cirrhosis	128	18.6
Chronic Lower Respiratory Dis.	130	19.6	Chronic Lower Respiratory Dis.	110	16.0
Nephritis/Nephrotic Syn./Nephrosis	47	7.1	Nephritis/Nephrotic Syn./Nephrosis	56	8.1
Influenza and Pneumonia	29	4.4	Influenza and Pneumonia	49	7.1
65-74 YEARS	4,105	2,520.6	65-74 YEARS	4,107	2,522.9
Malignant Neoplasms	1,423	873.8	Malignant Neoplasms	1,500	921.4
Diseases of the Heart	1,160	712.3	Diseases of the Heart	1,065	654.2
Chronic Lower Respiratory Dis.	261	160.3	Chronic Lower Respiratory Dis.	261	160.3
Cerebrovascular Diseases	201	123.4	Cerebrovascular Diseases	186	114.3
Diabetes Mellitus	133	81.7	Accidents (ex. med./surg. comp.)	118	72.5
Accidents (ex. med./surg. comp.)	112	68.8	Diabetes Mellitus	116	71.3
Nephritis/Nephrotic Syn./Nephrosis	57	35.0	Chronic Liver Dis. and Cirrhosis	67	41.2
Influenza and Pneumonia	53	32.5	Nephritis/Nephrotic Syn./Nephrosis	65	39.9
Chronic Liver Dis. and Cirrhosis	50	30.7	Influenza and Pneumonia	58	35.6
Aortic Aneurysm and Dissection	46	28.2	Aortic Aneurysm and Dissection	42	25.8
75-84 YEARS	6,796	6,517.1	75-84 YEARS	6,907	6,532.1
Diseases of the Heart	2,029	1,945.7	Diseases of the Heart	2,014	1,904.7
Malignant Neoplasms	1,782	1,708.9	Malignant Neoplasms	1,832	1,732.6
Chronic Lower Respiratory Dis.	472	452.6	Chronic Lower Respiratory Dis.	511	483.3
Cerebrovascular Diseases	446	427.7	Cerebrovascular Diseases	432	408.5
Diabetes Mellitus	222	212.9	Diabetes Mellitus	221	209.0
Accidents (ex. med./surg. comp.)	170	163.0	Influenza and Pneumonia	176	166.4
Influenza and Pneumonia	154	147.7	Nephritis/Nephrotic Syn./Nephrosis	171	161.7
Alzheimer's Disease	151	144.8	Accidents (ex. med./surg. comp.)	166	157.0
Nephritis/Nephrotic Syn./Nephrosis	148	141.9	Alzheimer's Disease	146	138.1
Parkinson's Disease	121	116.0	Parkinson's Disease	120	113.5

(continued)

Table 12. Leading Underlying Causes of Death for Males by Age, Wisconsin 2003 and 2004

2003	Number	Rate	2004	Number	Rate
85 YEARS AND OVER	5,256	16,389.1	85 YEARS AND OVER	5,117	15,371.0
Diseases of the Heart	1,736	5,413.2	Diseases of the Heart	1,648	4,950.4
Malignant Neoplasms	838	2,613.0	Malignant Neoplasms	841	2,526.3
Cerebrovascular Diseases	432	1,347.1	Cerebrovascular Diseases	415	1,246.6
Chronic Lower Respiratory Dis.	289	901.2	Chronic Lower Respiratory Dis.	286	859.1
Influenza and Pneumonia	244	760.8	Influenza and Pneumonia	229	687.9
Alzheimer's Disease	208	648.6	Alzheimer's Disease	183	549.7
Nephritis/Nephrotic Syn./Nephrosis	156	486.4	Accidents (ex. med./surg. comp.)	171	513.7
Accidents (ex. med./surg. comp.)	151	470.8	Nephritis/Nephrotic Syn./Nephrosis	150	450.6
Diabetes Mellitus	116	361.7	Diabetes Mellitus	119	357.5
Parkinson's Disease	92	286.9	Parkinson's Disease	81	243.3

Source: Bureau of Health Information and Policy, Division of Public Health, Department of Health and Family Services. For the population estimates used to calculate 2003 rates, see Technical Notes, page 85. For the population estimates used to calculate 2004 rates, see the Technical Notes, page 84.

Notes: Age-specific rates are deaths per 100,000 males in that age group. A rate is not calculated when there were fewer than 20 deaths.

Underlying cause of death is the disease or injury that initiated events resulting in death.

For the ICD-10 codes used for the cause-of-death groupings, see Technical Notes, page 78 and page 79 (infants only).

Conditions abbreviated in this table are spelled out in full in the Technical Notes.

- Accidents were the leading underlying cause of death among males ages 1-14, 15-24 and 25-44.
- Suicide was the second leading cause of death among males ages 15-24 and 25-44.
- For males aged 45 and older, heart disease and cancer were the two leading causes of death. Cancer was the leading cause for men ages 45-74, and heart disease was the leading cause for men ages 75 and older.

Cause of Death

Table 13. Leading Underlying Causes of Death for Females by Age, Wisconsin 2003 and 2004

2003	Number	Rate	2004	Number	Rate
TOTAL, ALL AGES	23,544	847.5	TOTAL, ALL AGES	23,232	830.5
Diseases of the Heart	6,213	223.7	Diseases of the Heart	5,919	211.6
Malignant Neoplasms	5,077	182.8	Malignant Neoplasms	5,136	183.6
Cerebrovascular Diseases	1,952	70.3	Cerebrovascular Diseases	1,871	66.9
Chronic Lower Respiratory Dis.	1,122	40.4	Chronic Lower Respiratory Dis.	1,127	40.3
Alzheimer's Disease	1,009	36.3	Alzheimer's Disease	1,056	37.8
Accidents (ex. med./surg. comp.)	900	32.4	Accidents (ex. med./surg. comp.)	909	32.5
Diabetes Mellitus	676	24.3	Diabetes Mellitus	672	24.0
Influenza and Pneumonia	669	24.1	Influenza and Pneumonia	606	21.7
Nephritis/Nephrotic Syn./Nephrosis	458	16.5	Nephritis/Nephrotic Syn./Nephrosis	473	16.9
Septicemia	240	8.6	Septicemia	229	8.2
LESS THAN 1 YEAR	207	603.7	LESS THAN 1 YEAR	194	568.1
Congenital Malformations, etc.	46	134.2	Dis. Rel. Short Gest./Low Birthwgt.	48	140.6
Dis. Rel. Short Gest./Low Birthwgt.	36	105.0	Congenital Malformations, etc.	38	111.3
Sudden Infant Death Syndrome	16		Sudden Infant Death Syndrome	25	73.2
Newborn Affect. By Comp Placenta	13		Accidents (ex. med./surg. comp.)	9	
Newborn Affect. By Comp. Preg.	12		Respiratory Distress of Newborn	7	
Atelectasis	7		Newborn Affect. By Comp. Preg.	5	
Intrauter. Hypoxia/Birth Asphyxia	6		Atelectasis	4	
Bacterial Sepsis of Newborn	6		Bacterial Sepsis of Newborn	4	
Respiratory Distress of Newborn	5		Diseases of the Circulatory System	3	
Accidents (ex. med./surg. Comp.)	5		Congenital Pneumonia	3	
1-14 YEARS	91	18.2	1-14 YEARS	73	14.9
Accidents (ex. med./surg. comp.)	24	4.8	Accidents (ex. med./surg. comp.)	22	4.5
Malignant Neoplasms	14		Congenital Malformations, etc.	8	
Congenital Malformations, etc.	11		Malignant Neoplasms	6	
Diseases of the Heart	8		In Situ/Benign/Uncertain Neoplasms	4	
Influenza and Pneumonia	5		Diseases of the Heart	4	
Assault (Homicide)	3		Intentional Self-Harm (Suicide)	3	
Anemias	2		Influenza and Pneumonia	2	
Meningitis	2		Chronic Lower Respiratory Dis.	2	
Septicemia	1		Meningococcal Infection	1	
Cerebrovascular Diseases	1		Anemias	1	
15-24 YEARS	154	38.7	15-24 YEARS	135	33.7
Accidents (ex. med./surg. comp.)	77	19.4	Accidents (ex. med./surg. comp.)	57	14.2
Intentional Self-Harm (Suicide)	16		Intentional Self-Harm (Suicide)	15	
Diseases of the Heart	10		Assault (Homicide)	12	
Assault (Homicide)	10		Malignant Neoplasms	11	
Malignant Neoplasms	8		Congenital Malformations, etc.	7	
Congenital Malformations, etc.	6		Diseases of the Heart	4	
Pregnancy Childbirth & Puerperium	3		Cerebrovascular Diseases	2	
Diabetes Mellitus	2		Pregnancy Childbirth & Puerperium	2	
Cerebrovascular Diseases	2		Meningococcal Infection	1	
Septicemia	1		Diabetes Mellitus	1	

(continued)

Cause of Death

Table 13. Leading Underlying Causes of Death for Females by Age, Wisconsin 2003 and 2004

2003			2004		
	Number	Rate		Number	Rate
25-44 YEARS	657	86.3	25-44 YEARS	644	84.6
Malignant Neoplasms	182	23.9	Malignant Neoplasms	150	19.7
Accidents (ex. med./surg. comp.)	133	17.5	Accidents (ex. med./surg. comp.)	117	15.4
Diseases of the Heart	72	9.5	Intentional Self-Harm (Suicide)	68	8.9
Intentional Self-Harm (Suicide)	40	5.3	Diseases of the Heart	66	8.7
Chronic Liver Dis. and Cirrhosis	28	3.7	Chronic Liver Dis. and Cirrhosis	30	3.9
Cerebrovascular Diseases	20	2.6	Diabetes Mellitus	18	
Assault (Homicide)	13		Assault (Homicide)	17	
Diabetes Mellitus	12		Cerebrovascular Diseases	15	
Human Immunodeficiency Virus	11		Chronic Lower Respiratory Dis.	10	
Influenza and Pneumonia	10		Congenital Malformations, etc.	9	
45-64 YEARS	2,718	406.4	45-64 YEARS	2,779	400.6
Malignant Neoplasms	1,203	179.9	Malignant Neoplasms	1,181	170.3
Diseases of the Heart	405	60.6	Diseases of the Heart	389	56.1
Accidents (ex. med./surg. comp.)	115	17.2	Accidents (ex. med./surg. comp.)	165	23.8
Chronic Lower Respiratory Dis.	113	16.9	Chronic Lower Respiratory Dis.	118	17.0
Cerebrovascular Diseases	112	16.7	Cerebrovascular Diseases	111	16.0
Diabetes Mellitus	99	14.8	Diabetes Mellitus	103	14.8
Chronic Liver Dis. and Cirrhosis	66	9.9	Chronic Liver Dis. and Cirrhosis	58	8.4
Intentional Self-Harm (Suicide)	40	6.0	Intentional Self-Harm (Suicide)	55	7.9
Nephritis/Nephro. Synd/Nephrosis	39	5.8	Septicemia	40	5.8
Septicemia	29	4.3	Nephritis/Nephro. Synd/Nephrosis	37	5.3
65-74 YEARS	3,024	1,609.1	65-74 YEARS	3,025	1,609.4
Malignant Neoplasms	1,133	602.9	Malignant Neoplasms	1,214	645.9
Diseases of the Heart	618	328.8	Diseases of the Heart	589	313.4
Chronic Lower Respiratory Dis.	230	122.4	Chronic Lower Respiratory Dis.	232	123.4
Cerebrovascular Diseases	166	88.3	Cerebrovascular Diseases	151	80.3
Diabetes Mellitus	138	73.4	Diabetes Mellitus	107	56.9
Accidents (ex. med./surg. comp.)	56	29.8	Accidents (ex. med./surg. comp.)	68	36.2
Nephritis/Nephrotic Syn./Nephrosis	50	26.6	Nephritis/Nephrotic Syn./Nephrosis	64	34.0
Chronic Liver Dis. and Cirrhosis	43	22.9	Influenza and Pneumonia	44	23.4
Alzheimer's Disease	37	19.7	Alzheimer's Disease	33	17.6
Influenza and Pneumonia	34	18.1	Septicemia	32	17.0
75-84 YEARS	6,490	4,228.6	75-84 YEARS	6,359	4,201.0
Diseases of the Heart	1,715	1,117.4	Diseases of the Heart	1,576	1,041.2
Malignant Neoplasms	1,481	964.9	Malignant Neoplasms	1,550	1,024.0
Cerebrovascular Diseases	576	375.3	Cerebrovascular Diseases	542	358.1
Chronic Lower Respiratory Dis.	428	278.9	Chronic Lower Respiratory Dis.	417	275.5
Alzheimer's Disease	239	155.7	Alzheimer's Disease	273	180.4
Diabetes Mellitus	230	149.9	Diabetes Mellitus	219	144.7
Accidents (ex. med./surg. comp.)	185	120.5	Accidents (ex. med./surg. comp.)	148	97.8
Influenza and Pneumonia	156	101.6	Nephritis/Nephrotic Syn./Nephrosis	145	95.8
Nephritis/Nephrotic Syn./Nephrosis	153	99.7	Influenza and Pneumonia	128	84.6
Septicemia	77	50.2	Parkinson's Disease	84	55.5

(continued)

Table 13. Leading Underlying Causes of Death for Females by Age, Wisconsin 2003 and 2004

2003	Number	Rate	2004	Number	Rate
85 YEARS AND OVER	10,203	13,642.2	85 YEARS AND OVER	10,023	12,792.6
Diseases of the Heart	3,383	4,523.3	Diseases of the Heart	3,290	4,199.1
Cerebrovascular Diseases	1,075	1,437.4	Cerebrovascular Diseases	1,047	1,336.3
Malignant Neoplasms	1,053	1,407.9	Malignant Neoplasms	1,024	1,307.0
Alzheimer's Disease	723	966.7	Alzheimer's Disease	743	948.3
Influenza and Pneumonia	434	580.3	Influenza and Pneumonia	396	505.4
Chronic Lower Respiratory Dis.	343	458.6	Chronic Lower Respiratory Dis.	348	444.2
Accidents (ex. med./surg. comp.)	305	407.8	Accidents (ex. med./surg. comp.)	323	412.3
Nephritis/Nephrotic Syn./Nephrosis	208	278.1	Diabetes Mellitus	224	285.9
Diabetes Mellitus	195	260.7	Nephritis/Nephrotic Syn./Nephrosis	218	278.2
Hypertension/Hyperten. Ren. Dis.	139	185.9	Hypertension/Hyperten. Ren. Dis.	130	165.9

Source: Bureau of Health Information and Policy, Division of Public Health, Department of Health and Family Services. For the population estimates used to calculate 2003 rates, see Technical Notes, page 85. For the population estimates used to calculate 2004 rates, see the Technical Notes, page 84.

Notes: Age-specific rates are deaths per 100,000 females in that age group. A rate is not calculated when there were fewer than 20 deaths.

Underlying cause of death is the disease or injury that initiated events resulting in death.

For the ICD-10 codes used for the cause-of-death groupings, see Technical Notes, page 78 and page 79 (infants only).

Conditions abbreviated in this table are spelled out in full in the Technical Notes.

- Accidents were the leading underlying cause of death among females ages 1-14 and 15-24.
- Cancer was the leading cause of death among women ages 25-74.
- Diseases of the heart were the leading cause of death among the oldest groups of women (ages 75-84 and 85 and older).

Cause of Death

Table 14. Deaths by Underlying Cause of Death, Age and Sex, Wisconsin 2004

	Total	All Ages		Under 1		1 – 4		5 – 9	
		Male	Female	Male	Female	Male	Female	Male	Female
Age/Sex-Specific Death Rate	821.2	811.7	830.5	628.1	568.1	25.2	23.6	16.4	10.7
Total Deaths, All Causes	45,488	22,256	23,232	226	194	35	31	29	18
Tuberculosis	8	4	4						
Human Immunodeficiency Virus	48	36	12						
Malignant Neoplasms	10,838	5,702	5,136	1		2	1	4	3
Stomach	208	119	89						
Colon, Rectum, Anus	1,003	497	506						
Pancreas	639	313	326						
Trachea, Bronchus and Lung	2,900	1,668	1,232						
Breast	776	4	772						
Cervix Uteri, Corpus Uteri, Ovary	478		478						
Prostate	653	653							
Urinary Tract	610	401	209					1	
Non-Hodgkin's Lymphoma	445	234	211						
Leukemia	493	278	215			2		3	3
Other Malignant Neoplasms	2,633	1,535	1,098	1			1		
Diabetes Mellitus	1,310	638	672						
Alzheimer's Disease	1,419	363	1,056						
Major Cardiovascular Diseases	16,087	7,663	8,424	3	3			2	
Diseases of the Heart	11,883	5,964	5,919	2	1			1	
Hyp. Heart Dis. w/wo Renal Dis.	508	181	327						
Ischemic Heart Disease	7,671	4,211	3,460						
Other Diseases of the Heart	3,704	1,572	2,132	2	1			1	
Hypertension/Hypertens. Renal Dis.	370	143	227						
Cerebrovascular Diseases	3,064	1,193	1,871	1	2			1	
Atherosclerosis	194	77	117						
Other Dis. of Circulatory System	576	286	290						
Influenza and Pneumonia	1,138	532	606	7	1			2	
Chronic Lower Respiratory Diseases	2,310	1,183	1,127	1		1		1	
Peptic Ulcer	55	27	28						
Chronic Liver Disease & Cirrhosis	414	260	154						
Nephritis/Nephrotic Syn./Nephrosis	924	451	473		1				
Pregnancy, Childbirth & Puerperium	6		6						
Certain Cond. Orig. in Perinatal Per.	221	123	98	123	98				
Congenital Malformations, etc.	187	90	97	36	38	5	4	2	2
Sudden Infant Death Syndrome	54	29	25	29	25				
Symptoms, Signs & Lab Findings	128	58	70	4		1	2	1	
All Other Diseases	7,160	3,058	4,102	12	16	10	11	5	6
Motor Vehicle Accidents	794	544	250	1		3	2	9	4
All Accidents (except motor vehicle)	1,517	842	675	4	9	8	6	7	3
Intentional Self-Harm (Suicide)	656	501	155						
Assault (Homicide)	149	113	36	4	3	5		1	
All Other External Causes	65	39	26	1					

(continued)

Cause of Death

Table 14. Deaths by Underlying Cause of Death, Age and Sex, Wisconsin 2004

	10 - 14		15 - 19		20 - 24		25 - 29	
	Male	Female	Male	Female	Male	Female	Male	Female
Age/Sex-Specific Death Rate	21.7	12.7	76.4	34.6	125.5	32.8	103.6	46.4
Total, All Causes	43	24	160	69	263	66	187	79
Tuberculosis								
Human Immunodeficiency Virus							1	
Malignant Neoplasms	10	2	5	9	5	2	11	11
Stomach								
Colon, Rectum, Anus				1				1
Pancreas								1
Trachea, Bronchus and Lung	1							
Breast								2
Cervix Uteri, Corpus Uteri, Ovary								2
Prostate								
Urinary Tract	1							
Non-Hodgkin's Lymphoma			1	2			2	1
Leukemia			1	1	2		4	1
Other Malignant Neoplasms	8	2	3	5	3	2	5	3
Diabetes Mellitus	1				3	1	1	1
Alzheimer's Disease								
Major Cardiovascular Diseases	2	3	7	2	12	4	15	7
Diseases of the Heart	2	3	5	1	9	3	11	5
Hyp. Heart Dis. w/wo Renal Dis.								
Ischemic Heart Disease	1	2			2		3	
Other Diseases of the Heart	1	1	5	1	7	3	8	5
Hypertension/Hypertens. Renal Dis.								
Cerebrovascular Diseases			1	1	1	1	3	2
Atherosclerosis								
Other Dis. of Circulatory System			1		2		1	
Influenza and Pneumonia	1				1	1	1	3
Chronic Lower Respiratory Diseases	2	1	2				1	3
Peptic Ulcer								
Chronic Liver Disease & Cirrhosis						1		
Nephritis/Nephrotic Syn./Nephrosis			1	1				
Pregnancy, Childbirth & Puerperium						2		
Certain Cond. Orig. in Perinatal Per.								
Congenital Malformations, etc.		2	4	4	4	3	3	2
Sudden Infant Death Syndrome								
Symptoms, Signs & Lab Findings		1	1	1	4		1	1
All Other Diseases	5	5	4	4	13	13	16	14
Motor Vehicle Accidents	8	4	69	27	96	21	59	20
All Accidents (except motor vehicle)	7	3	26	3	37	6	28	6
Intentional Self-Harm (Suicide)	5	3	31	8	55	7	35	9
Assault (Homicide)	1		9	7	27	5	13	1
All Other External Causes	1		1	3	6		2	1

(continued)

Cause of Death

Table 14. Deaths by Underlying Cause of Death, Age and Sex, Wisconsin 2004

	30 – 34		35 – 39		40 – 44		45 – 49	
	Male	Female	Male	Female	Male	Female	Male	Female
Age/Sex-Specific Death Rate	115.0	62.0	139.1	94.6	214.2	121.8	335.0	203.3
Total, All Causes	204	106	274	183	486	276	742	446
Tuberculosis								
Human Immunodeficiency Virus	2	1	3	3	8	3	11	1
Malignant Neoplasms	20	22	38	36	76	81	150	166
Stomach					1	3	4	3
Colon, Rectum, Anus	2	1	1	2	8	7	19	11
Pancreas	1		1		3	4	9	7
Trachea, Bronchus and Lung	1		3	3	13	15	35	31
Breast		5		10		25		41
Cervix Uteri, Corpus Uteri, Ovary		2		7		8		19
Prostate							4	
Urinary Tract		1	2	1	6	1	10	6
Non-Hodgkin's Lymphoma	2	2	1	2	3	1	6	3
Leukemia	4	1	5	2	5	2	6	6
Other Malignant Neoplasms	10	10	25	9	37	15	57	39
Diabetes Mellitus	5	4	7	4	8	9	26	6
Alzheimer's Disease								
Major Cardiovascular Diseases	22	10	47	23	104	45	188	79
Diseases of the Heart	15	7	41	20	90	34	161	55
Hyp. Heart Dis. w/wo Renal Dis.	2		1	4	4	3	7	6
Ischemic Heart Disease	4	3	24	8	56	13	126	33
Other Diseases of the Heart	9	4	16	8	30	18	28	16
Hypertension/Hypertens. Renal Dis.	2				1		1	1
Cerebrovascular Diseases	4	2	3	2	13	9	20	21
Atherosclerosis								
Oth. Dis. of Circulatory System	1	1	3	1		2	6	2
Influenza and Pneumonia	2			2	8	2	8	2
Chronic Lower Respiratory Diseases	3	4	1		4	3	11	7
Peptic Ulcer	1				1		1	
Chronic Liver Disease & Cirrhosis	1	1	5	8	21	21	40	17
Nephritis/Nephrotic Syn./Nephrosis	2	1	2	2	4	4	8	14
Pregnancy, Childbirth & Puerperium		1		2				1
Certain Cond. Orig. in Perinatal Per.								
Congenital Malformations, etc.	2	3	3	4	5		3	1
Sudden Infant Death Syndrome								
Symptoms, Signs & Lab Findings	1		3	3		2	6	2
All Other Diseases	21	10	29	31	70	42	99	82
Motor Vehicle Accidents	27	17	44	15	36	9	40	22
All Accidents (except motor vehicle)	22	9	41	18	75	25	78	36
Intentional Self-Harm (Suicide)	56	16	41	23	53	20	56	17
Assault (Homicide)	15	4	6	5	8	7	8	1
All Other External Causes	2	3	4	4	5	3	9	2

(continued)

Cause of Death

Table 14. Deaths by Underlying Cause of Death, Age and Sex, Wisconsin 2004

	50 - 54		55 - 59		60 - 64		65 - 69	
	Male	Female	Male	Female	Male	Female	Male	Female
Age/Sex-Specific Death Rate	479.7	301.9	741.1	496.4	1,191.0	787.6	1,992.1	1,280.8
Total, All Causes	939	585	1,163	785	1,374	963	1,771	1,259
Tuberculosis	1	1		1			1	
Human Immunodeficiency Virus	6	4	3		1		1	
Malignant Neoplasms	259	252	418	340	530	423	705	541
Stomach	7	3	11	5	11	6	12	8
Colon, Rectum, Anus	18	14	33	20	43	25	59	39
Pancreas	20	10	28	17	30	23	58	40
Trachea, Bronchus and Lung	86	57	140	87	189	137	256	174
Breast		63	1	77		62		85
Cervix Uteri, Corpus Uteri, Ovary		32		39		45		49
Prostate	4		11		20		39	
Urinary Tract	17	10	29	9	28	8	44	16
Non-Hodgkin's Lymphoma	8	4	25	12	21	16	19	7
Leukemia	8	9	11	12	17	15	29	12
Other Malignant Neoplasms	91	50	129	62	171	86	189	111
Diabetes Mellitus	38	20	43	34	50	43	41	46
Alzheimer's Disease	2			2	5	5	3	12
Major Cardiovascular Diseases	294	95	332	142	434	207	568	318
Diseases of the Heart	245	67	289	105	367	162	460	228
Hyp. Heart Dis. w/wo Renal Dis.	9	2	10	9	15	17	18	13
Ischemic Heart Disease	180	45	228	59	290	95	358	151
Other Diseases of the Heart	56	20	51	37	62	50	84	64
Hypertension/Hypertens. Renal Dis.	4	2	5	2	9	1	5	6
Cerebrovascular Diseases	36	22	29	31	49	37	80	69
Atherosclerosis						1	1	1
Oth. Dis. of Circulatory System	9	4	9	4	9	6	22	14
Influenza and Pneumonia	12	8	15	9	14	8	23	18
Chronic Lower Respiratory Diseases	17	13	27	29	55	69	96	93
Peptic Ulcer	1	2	3	1	1	2	3	
Chronic Liver Disease & Cirrhosis	38	13	26	14	24	14	33	12
Nephritis/Nephrotic Syn./Nephrosis	7	2	20	12	21	19	20	20
Pregnancy, Childbirth & Puerperium								
Certain Cond. Orig. in Perinatal Per.								
Congenital Malformations, etc.	3	5	1	9	3	4	3	2
Sudden Infant Death Syndrome								
Symptoms, Signs & Lab Findings	7	3		3	2		1	1
All Other Diseases	120	98	171	128	166	142	190	148
Motor Vehicle Accidents	32	17	18	17	14	9	21	12
All Accidents (except motor vehicle)	48	25	48	26	29	15	38	28
Intentional Self-Harm (Suicide)	47	24	31	13	24	1	19	6
Assault (Homicide)	6		6	2	1		2	1
All Other External Causes	1	3	1	3		2	3	1

(continued)

Cause of Death

Table 14. Deaths by Underlying Cause of Death, Age and Sex, Wisconsin 2004

	70 – 74		75 – 79		80 – 84		85 – 89	
	Male	Female	Male	Female	Male	Female	Male	Female
Age/Sex-Specific Death Rate	3,161.5	1,969.7	4,986.8	3,130.2	8,940.2	5,555.1	12,476.8	8,707.3
Total, All Causes	2,336	1,766	3,212	2,646	3,695	3,713	2,952	4,338
Tuberculosis			1			1	1	1
Human Immunodeficiency Virus								
Malignant Neoplasms	795	673	1,005	776	827	774	548	606
Stomach	23	13	24	11	9	15	12	15
Colon, Rectum, Anus	58	47	97	73	77	105	53	94
Pancreas	46	31	45	53	39	57	24	48
Trachea, Bronchus and Lung	264	207	308	219	216	150	119	97
Breast		88	2	76	1	98		79
Cervix Uteri, Corpus Uteri, Ovary		73		71		69		36
Prostate	67		121		158		131	
Urinary Tract	49	27	63	36	61	33	51	31
Non-Hodgkin's Lymphoma	33	26	39	38	36	45	29	34
Leukemia	35	26	57	34	44	32	22	33
Other Malignant Neoplasms	220	135	249	165	186	170	107	139
Diabetes Mellitus	75	61	96	107	125	112	82	122
Alzheimer's Disease	24	21	41	93	105	180	93	286
Major Cardiovascular Diseases	767	490	1,161	868	1,472	1,430	1,274	1,913
Diseases of the Heart	605	361	898	606	1,116	970	923	1,282
Hyp. Hrt. Dis. w/wo Renal Dis.	17	17	24	31	37	43	21	57
Ischemic Heart Disease	454	231	633	374	804	606	605	735
Other Diseases of the Heart	134	113	241	201	275	321	297	490
Hypertension/Hypertens. Renal Dis.	11	12	18	23	27	50	29	57
Cerebrovascular Diseases	106	82	179	189	253	353	257	486
Atherosclerosis	6	5	14	11	23	12	19	22
Oth. Dis. of Circulatory System	39	30	52	39	53	45	46	66
Influenza and Pneumonia	35	26	65	46	111	82	107	143
Chronic Lower Respiratory Diseases	165	139	230	192	281	225	181	178
Peptic Ulcer	5		3	4	3	4	2	7
Chronic Liver Disease & Cirrhosis	34	13	22	17	12	15	3	7
Nephritis/Nephrotic Syn/Nephrosis	45	44	72	63	99	82	76	116
Pregnancy, Childbirth & Puerperium								
Certain Cond. Orig in Perinatal Per.								
Congenital Malformations, etc.	2	2	2	4	4	3	3	4
Sudden Infant Death Syndrome								
Symptoms, Signs & Lab Findings	6	2	4	3	5	6	3	8
All Other Diseases	301	262	416	407	545	707	486	808
Motor Vehicle Accidents	19	8	18	16	15	18	11	8
All Accidents (except motor vehicle)	43	22	64	47	81	73	73	130
Intentional Self-Harm (Suicide)	19	3	11	2	8	1	9	1
Assault (Homicide)					1			
All Other External Causes	1		1	1	1			

(continued)

Table 14. Deaths by Underlying Cause of Death, Age and Sex, Wisconsin 2004

	90 – 94		95+	
	Male	Female	Male	Female
Age/Sex-Specific Death Rate	21,112.5	16,370.6	28,779.1	32,346.5
Total, All Causes	1,670	3,631	495	2,054
Tuberculosis				
Human Immunodeficiency Virus				
Malignant Neoplasms	237	314	56	104
Stomach	4	2	1	5
Colon, Rectum, Anus	22	47	7	19
Pancreas	8	29	1	6
Trachea, Bronchus and Lung	31	40	6	15
Breast		48		13
Cervix Uteri, Corpus Uteri, Ovary		20		6
Prostate	75		23	
Urinary Tract	30	21	9	9
Non-Hodgkin's Lymphoma	8	14	1	4
Leukemia	21	20	2	6
Other Malignant Neoplasms	38	73	6	21
Diabetes Mellitus	32	73	5	29
Alzheimer's Disease	72	295	18	162
Major Cardiovascular Diseases	743	1,748	218	1,035
Diseases of the Heart	559	1,257	166	751
Hyp. Heart Dis. w/wo Renal Disease	11	75	5	50
Ischemic Heart Disease	347	706	96	399
Other Diseases of the Heart	201	476	65	302
Hypertension/Hypertens. Renal Dis.	22	48	9	25
Cerebrovascular Diseases	126	360	32	201
Atherosclerosis	10	34	4	31
Oth. Dis. of Circulatory System	26	49	7	27
Influenza and Pneumonia	82	151	40	102
Chronic Lower Respiratory Diseases	86	122	19	48
Peptic Ulcer	3	7		1
Chronic Liver Disease & Cirrhosis	1	1		
Nephritis/Nephrotic Syn./Nephrosis	59	70	15	32
Pregnancy, Childbirth & Puerperium				
Certain Cond. Orig. in Perinatal Per.				
Congenital Malformations, etc.	2	1		
Sudden Infant Death Syndrome				
Symptoms, Signs & Lab Findings	5	14	3	18
All Other Diseases	279	707	100	461
Motor Vehicle Accidents	3	2	1	2
All Accidents (except motor vehicle)	65	125	20	60
Intentional Self-Harm (Suicide)	1	1		
Assault (Homicide)				
All Other External Causes				

Source: Bureau of Health Information and Policy, Division of Public Health, Department of Health and Family Services. For the population data used to calculate rates, see Technical Notes, page 84.

Notes: The age/sex-specific rates are deaths per 100,000 population in that age/sex group. Underlying cause of death is the disease or injury that initiated events resulting in death. For the ICD-10 codes used for cause-of-death groupings, see Technical Notes, page 81. Conditions abbreviated in this table are spelled out in full in the Technical Notes.

Cause of Death

Table 15. Deaths by Underlying Cause of Death, Race and Sex, Wisconsin 2004

	Total		White		Black/African American		American Indian	
	Male	Female	Male	Female	Male	Female	Male	Female
Total Deaths, All Causes	22,256	23,232	20,977	22,025	1,005	939	163	163
Tuberculosis	4	4	2	3	2	1		
Human Immunodeficiency Virus	36	12	22	5	13	6		1
Malignant Neoplasms	5,702	5,136	5,410	4,879	243	191	32	41
Stomach	119	89	111	84	7	2		1
Colon, Rectum, Anus	497	506	474	490	21	11	1	3
Pancreas	313	326	298	310	15	13		2
Trachea, Bronchus and Lung	1,668	1,232	1,555	1,156	95	57	14	14
Breast	4	772	4	738		25		4
Cervix/Corpus Uteri, Ovary		478		444		26		6
Prostate	653		631		21		1	
Urinary Tract	401	209	390	199	7	8	2	2
Non-Hodgkin's Lymphoma	234	211	231	206		4	2	1
Leukemia	278	215	266	208	9	5	2	
Other Malignant Neoplasms	1,535	1,098	1,450	1,044	68	40	10	8
Diabetes Mellitus	638	672	575	601	47	43	12	20
Alzheimer's Disease	363	1,056	357	1,041	5	14	1	1
Major Cardiovascular Diseases	7,663	8,424	7,312	8,071	269	282	47	33
Diseases of the Heart	5,964	5,919	5,700	5,682	203	200	35	21
Hyp. Heart Dis. w/wo Renal Disease	181	327	154	287	22	39	1	1
Ischemic Heart Diseases	4,211	3,460	4,047	3,342	127	95	27	15
Other Diseases of the Heart	1,572	2,132	1,499	2,053	54	66	7	5
Primary Hypertension/Hypertensive Renal Disease	143	227	132	214	10	10	1	1
Cerebrovascular Diseases	1,193	1,871	1,125	1,785	50	59	10	9
Atherosclerosis	77	117	77	113		3		
Other Diseases of Circulatory System	286	290	278	277	6	10	1	2
Influenza and Pneumonia	532	606	509	589	20	12	1	4
Chronic Lower Respiratory Diseases	1,183	1,127	1,149	1,093	24	23	6	10
Peptic Ulcer	27	28	24	27	3	1		
Chronic Liver Disease and Cirrhosis	260	154	241	135	9	13	9	6
Nephritis/Nephrotic Syn./Nephrosis	451	473	415	431	27	35	3	5
Pregnancy, Childbirth and Puerperium		6		5		1		
Certain Cond. Orig. Perinatal Period	123	98	84	54	36	39		2
Congenital Malformations, etc.	90	97	78	84	11	7	1	1
Sudden Infant Death Syndrome	29	25	17	15	10	9	2	1
Symptoms, Signs and Lab Findings	58	70	54	61	4	6		2
All Other Diseases	3,058	4,102	2,890	3,887	131	180	21	23
Motor Vehicle Accidents	544	250	500	228	27	15	10	2
All Accidents (except motor vehicle)	842	675	769	626	56	39	10	7
Intentional Self-Harm (Suicide)	501	155	473	142	17	10	5	2
Assault (Homicide)	113	36	59	25	50	10	3	1
All Other External Causes	39	26	37	23	1	2		1

(continued)

Cause of Death

Table 15. Deaths by Underlying Cause of Death, Race and Sex, Wisconsin 2004

	Laotian/Hmong		Other Asian		All Other	
	Male	Female	Male	Female	Male	Female
Total Deaths, All Causes	46	39	59	65	2	
Tuberculosis						
Human Immunodeficiency Virus	1					
Malignant Neoplasms	5	4	11	21		
Stomach		1	1	1		
Colon, Rectum, Anus			1	2		
Pancreas				1		
Trachea, Bronchus and Lung	2		2	5		
Breast		1		4		
Cervix/Corpus Uteri, Ovary				2		
Prostate						
Urinary Tract	1		1			
Non-Hodgkin's Lymphoma			1			
Leukemia		1		1		
Other Malignant Neoplasms	2	1	5	5		
Diabetes Mellitus	2	7	2	1		
Alzheimer's Disease						
Major Cardiovascular Diseases	12	13	22	24	1	
Diseases of the Heart	10	4	15	12	1	
Hyp. Heart Dis. w/wo Renal Disease	2		2			
Ischemic Heart Diseases	4		5	8	1	
Other Diseases of the Heart	4	4	8	4		
Primary Hypertension/Hypertensive Renal Disease		1		1		
Cerebrovascular Diseases	2	8	6	9		
Atherosclerosis				1		
Other Diseases of Circulatory System			1	1		
Influenza and Pneumonia	1	1			1	
Chronic Lower Respiratory Disease	3		1	1		
Peptic Ulcer						
Chronic Liver Disease and Cirrhosis			1			
Nephritis/Nephrotic Syndrome/Nephrosis	4		2	2		
Pregnancy, Childbirth and Puerperium						
Certain Conditions Orig. Perinatal Period	2	2	1	1		
Congenital Malformations, etc.		3		2		
Sudden Infant Death Syndrome						
Symptoms, Signs and Lab Findings				1		
All Other Diseases	5	5	10	7		
Motor Vehicle Accidents	3	2	4	3		
All Accidents (except motor vehicle)	5	2	2	1		
Intentional Self-Harm (Suicide)	3		2	1		
Assault (Homicide)						
All Other External Causes			1			

Source: Bureau of Health Information and Policy, Division of Public Health, Department of Health and Family Services.

Notes: Underlying cause of death is the disease or injury that initiated events resulting in death. For ICD-10 codes used, see Technical Notes, page 81. Included in the total of this table are four male deaths and one female death for which race was unknown. The "All Other" category consists of two deaths where race was reported as "Hawaiian."

Cause of Death

Table 16. Deaths by Underlying Cause of Death, Hispanic Origin and Sex, Wisconsin 2004

	Total		Hispanic/Latino		Non-Hispanic/Latino	
	Male	Female	Male	Female	Male	Female
Total Deaths, All Causes	22,256	23,232	228	132	22,028	23,100
Tuberculosis	4	4			4	4
Human Immunodeficiency Virus	36	12	4	2	32	10
Malignant Neoplasms	5,702	5,136	42	25	5,660	5,111
Stomach	119	89	2	3	117	86
Colon, Rectum, Anus	497	506	5	2	492	504
Pancreas	313	326	6	1	307	325
Trachea, Bronchus and Lung	1,668	1,232	11	3	1,657	1,229
Breast	4	772		2	4	770
Cervix/Corpus Uteri, Ovary		478		7		471
Prostate	653		2		651	
Urinary Tract	401	209	3	1	398	208
Non-Hodgkin's Lymphoma	234	211	2	1	232	210
Leukemia	278	215	3		275	215
Other Malignant Neoplasms	1,535	1,098	8	5	1,527	1,093
Diabetes Mellitus	638	672	14	13	624	659
Alzheimer's Disease	363	1,056	1	3	362	1,053
Major Cardiovascular Diseases	7,663	8,424	40	22	7,623	8,402
Diseases of the Heart	5,964	5,919	29	9	5,935	5,910
Hyp. Heart Dis. w/wo Renal Disease	181	327			181	327
Ischemic Heart Diseases	4,211	3,460	22	4	4,189	3,456
Other Diseases of the Heart	1,572	2,132	7	5	1,565	2,127
Primary Hypertension/Hypertensive Renal Disease	143	227			143	227
Cerebrovascular Diseases	1,193	1,871	11	12	1,182	1,859
Atherosclerosis	77	117		1	77	116
Other Dis. of Circulatory System	286	290			286	290
Influenza and Pneumonia	532	606	4	1	528	605
Chronic Lower Respiratory Diseases	1,183	1,127	6	1	1,177	1,126
Peptic Ulcer	27	28			27	28
Chronic Liver Disease and Cirrhosis	260	154	8	4	252	150
Nephritis/Nephrotic Syndrome/Nephrosis	451	473	9	4	442	469
Pregnancy, Childbirth and the Puerperium		6				6
Certain Conditions Orig. Perinatal Period	123	98	9	9	114	89
Congenital Malformations, etc.	90	97	7	4	83	93
Sudden Infant Death Syndrome	29	25	4		25	25
Symptoms, Signs & Lab Findings	58	70	2	2	56	68
All Other Diseases	3,058	4,102	26	29	3,032	4,073
Motor Vehicle Accidents	544	250	5	3	539	247
All Accidents (except motor vehicle)	842	675	16	6	826	669
Intentional Self-Harm (Suicide)	501	155	12	2	489	153
Assault (Homicide)	113	36	18	1	95	35
All Other External Causes	39	26	1	1	38	25

Source: Bureau of Health Information and Policy, Division of Public Health, Department of Health and Family Services.

Notes: Underlying cause of death is the disease or injury that initiated events resulting in death. For the ICD-10 codes used for cause-of-death groupings, see Technical Notes, page 81.

Cause of Death

Table 17. Leading Underlying Causes of Death by Race, Wisconsin 2003 and 2004

2003	Number	Percent	2004	Number	Percent
TOTAL, ALL RACES	46,040	100.0	TOTAL, ALL RACES	45,488	100.0
Diseases of the Heart	12,460	27.1	Diseases of the Heart	11,883	26.1
Malignant Neoplasms	10,603	23.0	Malignant Neoplasms	10,838	23.8
Cerebrovascular Diseases	3,204	7.0	Cerebrovascular Diseases	3,064	6.7
Accidents (ex. med./surg. comp.)	2,323	5.0	Chronic Lower Respiratory Dis.	2,310	5.1
Chronic Lower Respiratory Dis.	2,285	5.0	Accidents (ex. med./surg. comp.)	2,273	5.0
Alzheimer's Disease	1,408	3.1	Alzheimer's Disease	1,419	3.1
Diabetes Mellitus	1,326	2.9	Diabetes Mellitus	1,310	2.9
Influenza and Pneumonia	1,164	2.5	Influenza and Pneumonia	1,138	2.5
Nephritis/Nephrotic/Nephrosis	873	1.9	Nephritis/Nephrotic/Nephrosis	924	2.0
Intentional Self-Harm (Suicide)	642	1.4	Intentional Self-Harm (Suicide)	656	1.4
Chronic Liver Disease/Cirrhosis	435	0.9	Septicemia	419	0.9
Parkinson's Disease	434	0.9	Parkinson's Disease	416	0.9
Septicemia	406	0.9	Chronic Liver Disease/Cirrhosis	414	0.9
WHITE	43,554	100.0	WHITE	43,002	100.0
Diseases of the Heart	11,951	27.4	Diseases of the Heart	11,382	26.5
Malignant Neoplasms	10,079	23.1	Malignant Neoplasms	10,289	23.9
Cerebrovascular Diseases	3,066	7.0	Cerebrovascular Diseases	2,910	6.8
Chronic Lower Respiratory Dis.	2,214	5.1	Chronic Lower Respiratory Dis.	2,242	5.2
Accidents (ex. med./surg. comp.)	2,165	5.0	Accidents (ex. med./surg. comp.)	2,088	4.9
Alzheimer's Disease	1,375	3.2	Alzheimer's Disease	1,398	3.3
Diabetes Mellitus	1,207	2.8	Diabetes Mellitus	1,176	2.7
Influenza and Pneumonia	1,107	2.5	Influenza and Pneumonia	1,098	2.6
Nephritis/Nephrotic/Nephrosis	793	1.8	Nephritis/Nephrotic/Nephrosis	846	2.0
Intentional Self-Harm (Suicide)	599	1.4	Intentional Self-Harm (Suicide)	615	1.4
Parkinson's Disease	428	1.0	Parkinson's Disease	412	1.0
Chronic Liver Disease/Cirrhosis	399	0.9	Septicemia	385	0.9
Septicemia	379	0.9	Chronic Liver Disease/Cirrhosis	376	0.9
BLACK/AFRICAN AMERICAN	1,950	100.0	BLACK/AFRICAN AMERICAN	1,944	100.0
Malignant Neoplasms	428	21.9	Malignant Neoplasms	434	22.3
Diseases of the Heart	396	20.3	Diseases of the Heart	403	20.7
Cerebrovascular Diseases	103	5.3	Accidents (ex. med./surg. comp.)	135	6.9
Accidents (ex. med./surg. comp.)	98	5.0	Cerebrovascular Diseases	109	5.6
Assault (Homicide)	93	4.8	Diabetes Mellitus	90	4.6
Diabetes Mellitus	93	4.8	Certain Cond. Orig. Perinatal Per.	75	3.9
Nephritis/Nephrotic/Nephrosis	61	3.1	Nephritis/Nephrotic/Nephrosis	62	3.2
Chronic Lower Respiratory Dis.	51	2.6	Assault (Homicide)	60	3.1
Certain Cond. Orig. Perinatal Per.	51	2.6	Chronic Lower Respiratory Dis.	47	2.4
Influenza and Pneumonia	39	2.0	Influenza and Pneumonia	32	1.6
Human Immunodeficiency Virus	30	1.5	Intentional Self-Harm (Suicide)	27	1.4
Congenital Malformations, etc.	28	1.4	Septicemia	23	1.2
Alzheimer's Disease	27	1.4	Chronic Liver Disease/Cirrhosis	22	1.1

(continued)

Cause of Death

Table 17. Leading Underlying Causes of Death by Race, Wisconsin 2003 and 2004

2003	Number	Percent	2004	Number	Percent
AMERICAN INDIAN	288	100.0	AMERICAN INDIAN	326	100.0
Diseases of the Heart	68	23.6	Malignant Neoplasms	73	22.4
Malignant Neoplasms	47	16.3	Diseases of the Heart	56	17.2
Accidents (ex. med./surg. comp.)	31	10.8	Diabetes Mellitus	32	9.8
Diabetes Mellitus	17	5.9	Accidents (ex. med./surg. comp.)	29	8.9
Influenza and Pneumonia	13	4.5	Cerebrovascular Diseases	19	5.8
Chronic Lower Respiratory Dis.	13	4.5	Chronic Lower Respiratory Dis.	16	4.9
Cerebrovascular Diseases	12	4.2	Chronic Liver Disease/Cirrhosis	15	4.6
Intentional Self-Harm (Suicide)	10	3.5	Septicemia	8	2.5
Chronic Liver Disease/Cirrhosis	9	3.1	Nephritis/Nephrotic/Nephrosis	8	2.5
Nephritis/Nephrotic/Nephrosis	9	3.1	Intentional Self-Harm (Suicide)	7	2.1
Septicemia	4	1.4	Influenza and Pneumonia	5	1.5
Certain Cond. Orig. Perinatal Per.	4	1.4	Assault (Homicide)	4	1.2
ASIAN	236	100.0	ASIAN	209	100.0
Malignant Neoplasms	47	19.9	Malignant Neoplasms	41	19.6
Diseases of the Heart	44	18.6	Diseases of the Heart	41	19.6
Accidents (ex. med./surg. comp.)	25	10.6	Cerebrovascular Diseases	25	12.0
Cerebrovascular Diseases	23	9.7	Accidents (ex. med./surg. comp.)	21	10.0
Certain Cond. Orig. Perinatal Per.	13	5.5	Diabetes Mellitus	12	5.7
Diabetes Mellitus	9	3.8	Nephritis/Nephrotic/Nephrosis	8	3.8
Nephritis/Nephrotic/Nephrosis	9	3.8	Certain Cond. Orig. Perinatal Per.	6	2.9
Intentional Self-Harm (Suicide)	9	3.8	Intentional Self-Harm (Suicide)	6	2.9
Chronic Lower Respiratory Dis.	6	2.5	Chronic Lower Respiratory Dis.	5	2.4
Influenza and Pneumonia	5	2.1	Congenital Malformations, etc.	5	2.4
Congenital Malformations, etc.	5	2.1	Septicemia	3	1.4
Viral Hepatitis	3	1.3	Influenza and Pneumonia	2	1.0

Source: Bureau of Health Information and Policy, Division of Public Health, Department of Health and Family Services.

Notes: The 2003 total includes four decedents with race reported as Hawaiian and eight records for which race was unknown. The total in 2004 includes two decedents with race reported as Hawaiian and five records for which race was unknown. Underlying cause of death is the disease or injury that initiated the events resulting in death. For the ICD-10 codes used for cause-of-death groupings, see Technical Notes, page 78. Conditions abbreviated in this table are spelled out in full in the Technical Notes.

- Diseases of the heart and cancer were the two leading underlying causes of death in each race group. In 2004, diseases of the heart accounted for 21 percent of deaths among African Americans, 27 percent of deaths among whites, 17 percent of deaths among American Indians and 20 percent of deaths among Asians. Cancer accounted for 22 percent of deaths among African Americans, 24 percent of deaths among whites, 22 percent of deaths among American Indians and 20 percent of deaths among Asians.
- Accidents accounted for 5 percent of total deaths in 2004, 5 percent of deaths among whites, 7 percent of deaths among African Americans, 10 percent of deaths among Asians and 9 percent of deaths among American Indians.
- Differences in leading causes of death by race reflect differences in population age structure (as well as other factors): compared with the total state population, larger proportions of blacks and other minority groups are children and young adults.

Cause of Death

Table 18. Leading Underlying Causes of Death for Males by Race, Wisconsin 2003 and 2004

2003	Number	Percent	2004	Number	Percent
TOTAL, ALL RACES	22,495	100.0	TOTAL, ALL RACES	22,256	100.0
Diseases of the Heart	6,247	27.8	Diseases of the Heart	5,964	26.8
Malignant Neoplasms	5,526	24.6	Malignant Neoplasms	5,702	25.6
Accidents (ex. med./surg. comp.)	1,423	6.3	Accidents (ex. med./surg. comp.)	1,364	6.1
Cerebrovascular Diseases	1,252	5.6	Cerebrovascular Diseases	1,193	5.4
Chronic Lower Respiratory Dis.	1,163	5.2	Chronic Lower Respiratory Dis.	1,183	5.3
Diabetes Mellitus	650	2.9	Diabetes Mellitus	638	2.9
Intentional Self-Harm (Suicide)	536	2.4	Influenza and Pneumonia	532	2.4
Influenza and Pneumonia	495	2.2	Intentional Self-Harm (Suicide)	501	2.3
Nephritis/Nephrotic/Nephrosis	415	1.8	Nephritis/Nephrotic/Nephrosis	451	2.0
Alzheimer's Disease	399	1.8	Alzheimer's Disease	363	1.6
Parkinson's Disease	255	1.1	Chronic Liver Disease/Cirrhosis	260	1.2
Chronic Liver Disease/Cirrhosis	251	1.1	Parkinson's Disease	236	1.1
Aortic Aneurysm and Dissection	198	0.9	Septicemia	190	0.9
WHITE	21,187	100.0	WHITE	20,977	100.0
Diseases of the Heart	5,978	28.2	Diseases of the Heart	5,700	27.2
Malignant Neoplasms	5,265	24.9	Malignant Neoplasms	5,410	25.8
Accidents (ex. med./surg. comp.)	1,315	6.2	Accidents (ex. med./surg. comp.)	1,248	5.9
Cerebrovascular Diseases	1,193	5.6	Chronic Lower Respiratory Dis.	1,149	5.5
Chronic Lower Respiratory Dis.	1,119	5.3	Cerebrovascular Diseases	1,125	5.4
Diabetes Mellitus	603	2.8	Diabetes Mellitus	575	2.7
Intentional Self-Harm (Suicide)	504	2.4	Influenza and Pneumonia	509	2.4
Influenza and Pneumonia	472	2.2	Intentional Self-Harm (Suicide)	473	2.3
Alzheimer's Disease	387	1.8	Nephritis/Nephrotic/Nephrosis	415	2.0
Nephritis/Nephrotic/Nephrosis	376	1.8	Alzheimer's Disease	357	1.7
Parkinson's Disease	251	1.2	Chronic Liver Disease/Cirrhosis	241	1.1
Chronic Liver Disease/Cirrhosis	232	1.1	Parkinson's Disease	235	1.1
Aortic Aneurysm and Dissection	192	0.9	Septicemia	170	0.8
BLACK/AFRICAN AMERICAN	1,039	100.0	BLACK/AFRICAN AMERICAN	1,005	100.0
Malignant Neoplasms	218	21.0	Malignant Neoplasms	243	24.2
Diseases of the Heart	211	20.3	Diseases of the Heart	203	20.2
Assault (Homicide)	84	8.1	Accidents (ex. med./surg. comp.)	83	8.3
Accidents (ex. med./surg. comp.)	74	7.1	Cerebrovascular Diseases	50	5.0
Cerebrovascular Diseases	45	4.3	Assault (Homicide)	50	5.0
Diabetes Mellitus	33	3.2	Diabetes Mellitus	47	4.7
Nephritis/Nephrotic/Nephrosis	33	3.2	Certain Cond. Orig. Perinatal Per.	36	3.6
Chronic Lower Respiratory Dis.	32	3.1	Nephritis/Nephrotic/Nephrosis	27	2.7
Certain Cond. Orig. Perinatal Per.	25	2.4	Chronic Lower Respiratory Dis.	24	2.4
Human Immunodeficiency Virus	24	2.3	Influenza and Pneumonia	20	2.0
Intentional Self-Harm (Suicide)	18	1.7	Intentional Self-Harm (Suicide)	17	1.7
Influenza and Pneumonia	16	1.5	Septicemia	13	1.3
Chronic Liver Disease/Cirrhosis	15	1.4	Human Immunodeficiency Virus	13	1.3

(continued)

Cause of Death

Table 18. Leading Underlying Causes of Death for Males by Race, Wisconsin 2003 and 2004

2003		Number	Percent	2004		Number	Percent
AMERICAN INDIAN		151	100.0	AMERICAN INDIAN		163	100.0
Diseases of the Heart		35	23.2	Diseases of the Heart		35	21.5
Malignant Neoplasms		23	15.2	Malignant Neoplasms		32	19.6
Accidents (ex. med./surg. comp.)		23	15.2	Accidents (ex. med./surg. comp.)		20	12.3
Diabetes Mellitus		9	6.0	Diabetes Mellitus		12	7.4
Chronic Lower Respiratory Dis.		8	5.3	Cerebrovascular Diseases		10	6.1
Intentional Self-Harm (Suicide)		8	5.3	Chronic Liver Disease/Cirrhosis		9	5.5
Cerebrovascular Diseases		5	3.3	Chronic Lower Respiratory Dis.		6	3.7
Influenza and Pneumonia		5	3.3	Intentional Self-Harm (Suicide)		5	3.1
Chronic Liver Disease/Cirrhosis		3	2.0	Septicemia		4	2.5
Certain Cond. Orig. Perinatal Per.		3	2.0	Nephritis/Nephrotic/Nephrosis		3	1.8
Nephritis/Nephrotic/Nephrosis		2	1.3	Assault (Homicide)		3	1.8
Congenital Malformations, etc.		2	1.3	Viral Hepatitis		1	0.6
ASIAN		107	100.0	ASIAN		105	100.0
Diseases of the Heart		22	20.6	Diseases of the Heart		25	23.8
Malignant Neoplasms		18	16.8	Malignant Neoplasms		16	15.2
Cerebrovascular Diseases		9	8.4	Accidents (ex. med./surg. comp.)		13	12.4
Accidents (ex. med./surg. comp.)		7	6.5	Cerebrovascular Diseases		8	7.6
Certain Cond. Orig. Perinatal Per.		6	5.6	Nephritis/Nephrotic/Nephrosis		6	5.7
Intentional Self-Harm (Suicide)		6	5.6	Intentional Self-Harm (Suicide)		5	4.8
Diabetes Mellitus		5	4.7	Diabetes Mellitus		4	3.8
Chronic Lower Respiratory Dis.		3	2.8	Chronic Lower Respiratory Dis.		4	3.8
Nephritis/Nephrotic/Nephrosis		3	2.8	Septicemia		3	2.9
Congenital Malformations, etc.		3	2.8	Certain Cond. Orig. Perinatal Per.		3	2.9
Assault (Homicide)		2	1.9	Pneumonitis Due to Solids/Liquids		2	1.9
Influenza and Pneumonia		2	1.9	Human Immunodeficiency Virus		1	1.0

Source: Bureau of Health Information and Policy, Division of Public Health, Department of Health and Family Services.

Notes: In 2003, there were eight records for which race was unknown. There was one record in 2003 for which sex was unknown so the totals for males and females will not add to the totals on page 39. The total in 2003 also includes three records for which race was reported as Hawaiian. The total in 2004 includes 2 decedents with race reported as Hawaiian and 4 decedents whose race was unknown.

Underlying cause of death is the disease or injury that initiated events resulting in death.

For the ICD-10 codes used for cause-of-death groupings, see Technical Notes, page 78.

Conditions abbreviated in this table are spelled out in full in the Technical Notes.

- Diseases of the heart and malignant neoplasms (cancer) were the leading underlying causes of death in 2004 for males of all races in Wisconsin.
- Accidents were the third leading cause of death among males of all races.

Cause of Death

Table 19. Leading Underlying Causes of Death for Females by Race, Wisconsin 2003 and 2004

2003			2004		
	Number	Percent		Number	Percent
TOTAL, ALL RACES	23,544	100.0	TOTAL, ALL RACES	23,232	100.0
Diseases of the Heart	6,213	26.4	Diseases of the Heart	5,919	25.5
Malignant Neoplasms	5,077	21.6	Malignant Neoplasms	5,136	22.1
Cerebrovascular Diseases	1,952	8.3	Cerebrovascular Diseases	1,871	8.1
Chronic Lower Respiratory Dis.	1,122	4.8	Chronic Lower Respiratory Dis.	1,127	4.9
Alzheimer's Disease	1,009	4.3	Alzheimer's Disease	1,056	4.5
Accidents (ex. med./surg. comp.)	900	3.8	Accidents (ex. med./surg. comp.)	909	3.9
Diabetes Mellitus	676	2.9	Diabetes Mellitus	672	2.9
Influenza and Pneumonia	669	2.8	Influenza and Pneumonia	606	2.6
Nephritis/Nephrotic/Nephrosis	458	1.9	Nephritis/Nephrotic/Nephrosis	473	2.0
Septicemia	240	1.0	Septicemia	229	1.0
Hypertension/Hypertens. Renal Dis.	234	1.0	Hypertension/Hypertens. Renal Dis.	227	1.0
Chronic Liver Disease and Cirrhosis	184	0.8	In Situ/Benign/Uncertain Neoplasms	184	0.8
Parkinson's Disease	179	0.8	Parkinson's Disease	180	0.8
WHITE	22,366	100.0	WHITE	22,025	100.0
Diseases of the Heart	5,973	26.7	Diseases of the Heart	5,682	25.8
Malignant Neoplasms	4,814	21.5	Malignant Neoplasms	4,879	22.2
Cerebrovascular Diseases	1,873	8.4	Cerebrovascular Diseases	1,785	8.1
Chronic Lower Respiratory Dis.	1,095	4.9	Chronic Lower Respiratory Dis.	1,093	5.0
Alzheimer's Disease	988	4.4	Alzheimer's Disease	1,041	4.7
Accidents (ex. med./surg. comp.)	850	3.8	Accidents (ex. med./surg. comp.)	840	3.8
Influenza and Pneumonia	635	2.8	Diabetes Mellitus	601	2.7
Diabetes Mellitus	604	2.7	Influenza and Pneumonia	589	2.7
Nephritis/Nephrotic/Nephrosis	417	1.9	Nephritis/Nephrotic/Nephrosis	431	2.0
Septicemia	224	1.0	Septicemia	215	1.0
Hypertension/Hypertens. Renal Dis.	220	1.0	Hypertension/Hypertens. Renal Dis.	214	1.0
Parkinson's Disease	177	0.8	Parkinson's Disease	177	0.8
Chronic Liver Disease and Cirrhosis	167	0.7	In Situ/Benign/Uncertain Neoplasms	174	0.8
BLACK/AFRICAN AMERICAN	911	100.0	BLACK/AFRICAN AMERICAN	939	100.0
Malignant Neoplasms	210	23.1	Diseases of the Heart	200	23.1
Diseases of the Heart	185	20.3	Malignant Neoplasms	191	20.3
Diabetes Mellitus	60	6.6	Cerebrovascular Diseases	59	6.3
Cerebrovascular Diseases	58	6.4	Accidents (ex. med./surg. comp.)	52	5.5
Nephritis/Nephrotic/Nephrosis	28	3.1	Diabetes Mellitus	43	4.6
Certain Cond. Orig. Perinatal Per.	26	2.9	Certain Cond. Orig. Perinatal Per.	39	4.2
Accidents (ex. med./surg. comp.)	24	2.6	Nephritis/Nephrotic/Nephrosis	35	3.7
Influenza and Pneumonia	23	2.5	Chronic Lower Respiratory Dis.	23	2.4
Chronic Lower Respiratory Dis.	19	2.1	Alzheimer's Disease	14	1.5
Congenital Malformations, etc.	18	2.0	Chronic Liver Disease and Cirrhosis	13	1.4
Alzheimer's Disease	17	1.9	Influenza and Pneumonia	12	1.3
Hypertension/Hypertens. Renal Dis.	14	1.5	Septicemia	10	1.1
Septicemia	12	1.3	In Situ/Benign/Uncertain Neoplasms	10	1.1

(continued)

Cause of Death

Table 19. Leading Underlying Causes of Death for Females by Race, Wisconsin 2003 and 2004

2003		Number	Percent	2004		Number	Percent
AMERICAN INDIAN		137	100.0	AMERICAN INDIAN		163	100.0
Diseases of the Heart		33	24.1	Malignant Neoplasms		41	25.2
Malignant Neoplasms		24	17.5	Diseases of the Heart		21	12.9
Accidents (ex. med./surg. comp.)		8	5.8	Diabetes Mellitus		20	12.3
Influenza and Pneumonia		8	5.8	Chronic Lower Respiratory Dis.		10	6.1
Diabetes Mellitus		8	5.8	Cerebrovascular Diseases		9	5.5
Cerebrovascular Diseases		7	5.1	Accidents (ex. med./surg. comp.)		9	5.5
Nephritis/Nephrotic/Nephrosis		7	5.1	Chronic Liver Disease/Cirrhosis		6	3.7
Chronic Liver Disease/Cirrhosis		6	4.4	Nephritis/Nephrotic/Nephrosis		5	3.1
Chronic Lower Respiratory Dis.		5	3.6	Septicemia		4	2.5
Septicemia		3	2.2	Influenza and Pneumonia		4	2.5
Parkinson's Disease		2	1.5	Viral Hepatitis		2	1.2
Alzheimer's Disease		2	1.5	Certain Cond. Orig. Perinatal Per.		2	1.2
ASIAN		129	100.0	ASIAN		104	100.0
Malignant Neoplasms		29	22.5	Malignant Neoplasms		25	24.0
Diseases of the Heart		22	17.1	Cerebrovascular Diseases		17	16.3
Accidents (ex. Med./surg. comp.)		18	14.0	Diseases of the Heart		16	15.4
Cerebrovascular Diseases		14	10.9	Diabetes Mellitus		8	7.7
Certain Cond. Orig. Perinatal Per.		7	5.4	Accidents (ex. Med./surg. comp.)		8	7.7
Nephritis/Nephrotic/Nephrosis		6	4.7	Congenital Malformations, etc.		5	4.8
Diabetes Mellitus		4	3.1	Certain Cond. Orig. Perinatal Per.		3	2.9
Influenza and Pneumonia		3	2.3	Hypertension/Hypertens. Renal Dis.		2	1.9
Chronic Lower Respiratory Dis.		3	2.3	Nephritis/Nephrotic/Nephrosis		2	1.9
Intentional Self-Harm (Suicide)		3	2.3	Nutritional Deficiencies		1	1.0
Alzheimer's Disease		2	1.6	Meningitis		1	1.0
Pneumonitis Due to Solids/Liquids		2	1.6	Parkinson's Disease		1	1.0

Source: Bureau of Health Information and Policy, Division of Public Health, Department of Health and Family Services.

Notes: There was one record in 2003 for which sex was unknown, so the totals for males and females will not add to the totals on page 39. The total for 2003 includes one record for which race was reported as Hawaiian. There was one record in 2004 where race was unknown. This is included in the total. Underlying cause of death is the disease or injury that initiated events resulting in death. For the ICD-10 codes used for cause of death groupings, see Technical Notes, page 78. Conditions abbreviated in this table are spelled out in full in the Technical Notes.

- Among females in every race group except Asians, diseases of the heart and malignant neoplasms (cancer) were the two leading underlying causes of death in 2004.
- Malignant neoplasms and cerebrovascular diseases were the two leading causes of death among Asian women.

Cause of Death

Table 20. Deaths by Underlying Cause of Death and County of Residence, Wisconsin, 2004

	Total	Adams	Ashland	Barron	Bayfield	Brown	Buffalo	Burnett	Calumet	Chippewa	Clark
Total Deaths, All Causes	45,488	220	210	431	145	1,559	111	174	273	464	353
Male	22,256	126	95	237	77	752	57	94	137	229	163
Female	23,232	94	115	194	68	807	54	80	136	235	190
Tuberculosis	8										
Human Immunodeficiency Virus	48										
Malignant Neoplasms	10,838	57	39	106	37	371	37	49	73	127	79
Stomach	208			1	1	5			1		1
Colon, Rectum, Anus	1,003	2	8	9	4	34	1	1	10	5	8
Pancreas	639	3	2	4	1	24	2	3	7	10	2
Trachea, Bronchus and Lung	2,900	21	10	28	9	104	11	19	19	36	18
Breast	776	3	3	4		22	1	4	6	15	5
Cervix Uteri, Corpus Uteri, Ovary	478	4	2	1	1	15	3	4	3	3	5
Prostate	653	6	3	9	1	19	2	1	2	7	5
Urinary Tract	610	2	1	6	3	25	3	1	2	5	7
Non-Hodgkin's Lymphoma	445			2	1	19	1			4	1
Leukemia	493	1	3	8	1	12	2	1	3	4	4
Other Malignant Neoplasms	2,633	15	7	34	15	92	11	15	20	38	23
Diabetes Mellitus	1,310	11	9	10	9	30	2	9	7	9	15
Alzheimer's Disease	1,419	12	9	14	5	69	1	1	14	8	8
Major Cardiovascular Diseases	16,087	78	86	149	43	596	38	57	81	158	130
Diseases of the Heart	11,883	61	60	111	34	441	31	41	56	120	90
Hyp. Heart Dis. w/wo Renal Dis.	508			2	1	10	1	1	1	1	4
Ischemic Heart Disease	7,671	44	46	81	28	293	17	19	37	87	59
Other Diseases of the Heart	3,704	17	14	28	5	138	13	21	18	32	27
Hypertension/Hypertens. Renal Dis.	370	2	3	2	1	10			2	1	1
Cerebrovascular Diseases	3,064	13	16	31	6	130	5	10	20	25	36
Atherosclerosis	194	1	3	2		1				6	
Other Dis. of Circulatory System	576	1	4	3	2	14	2	6	3	6	3
Influenza and Pneumonia	1,138	4	11	11	8	27	3	3	3	12	4
Chronic Lower Respiratory Diseases	2,310	15	15	29	8	70	3	9	13	21	16
Peptic Ulcer	55			1		2					
Chronic Liver Disease and Cirrhosis	414	2	1	6	2	21		3	2	1	2
Nephritis/Nephrotic Syn./Nephrosis	924	5	5	8		24	2	4	8	8	4
Pregnancy, Childbirth and Puerperium	6										
Certain Conditions Orig. in Perinatal Per.	221			1	3	15		1		1	2
Congenital Malformations, etc.	187		2	2	2	8		2	2	2	5
Sudden Infant Death Syndrome	54			1		3				1	
Symptoms, Signs and Lab. Findings	128				1	1				4	1
All Other Diseases	7,160	22	17	59	20	202	15	21	51	74	64
Motor Vehicle Accidents	794	5	2	10	3	29	6	8	7	10	9
All Accidents (except motor vehicle)	1,517	7	8	14	2	62	3	6	9	15	12
Intentional Self-Harm (Suicide)	656	2	6	5	2	22	1	1	3	10	1
Assault (Homicide)	149			5		5					1
All Other External Causes	65					2				3	

Cause of Death

Table 20. Deaths by Underlying Cause of Death and County of Residence, Wisconsin 2004

	Columbia	Crawford	Dane	Dodge	Door	Douglas	Dunn	Eau Claire	Florence	Fond du Lac	Forest
Total Deaths, All Causes	496	165	2,633	823	289	448	270	700	54	887	101
Male	241	87	1,236	411	142	212	143	357	27	403	51
Female	255	78	1,397	412	147	236	127	343	27	484	50
Tuberculosis											
Human Immunodeficiency Virus			5								
Malignant Neoplasms	111	42	638	180	60	109	59	163	11	216	29
Stomach	4	2	10	2	1	3		6		2	
Colon, Rectum, Anus	11	1	59	25	5	12	2	14	1	22	6
Pancreas	5	2	45	6	4	2	3	6	1	16	1
Trachea, Bronchus and Lung	33	15	144	41	15	23	20	43	3	59	8
Breast	6	1	59	11	5	3	2	12		16	1
Cervix Uteri, Corpus Uteri, Ovary	7		29	6	2	6	1	6		3	
Prostate	6	2	49	10	3	13	8	14	2	19	1
Urinary Tract	7	3	34	15	3	9	2	11		12	2
Non-Hodgkin's Lymphoma	3	5	25	11	4	2	5	8		12	3
Leukemia	6	2	30	4	3	4	1	7	1	13	1
Other Malignant Neoplasms	23	9	154	49	15	32	15	36	3	42	6
Diabetes Mellitus	9	3	43	25	3	22	2	18	3	19	3
Alzheimer's Disease	17	3	97	25	12	17	9	21		31	6
Major Cardiovascular Diseases	190	64	868	351	111	136	87	249	25	358	34
Diseases of the Heart	133	44	613	264	88	107	72	165	18	256	26
Hyp. Heart Dis. w/wo Renal Dis.	7	1	23	8		4	3	4		18	
Ischemic Heart Disease	87	29	344	192	55	68	44	98	7	156	17
Other Diseases of the Heart	39	14	246	64	33	35	25	63	11	82	9
Hypertension/Hypertens. Renal Dis.	3	1	15	6	2	2	1	9		8	1
Cerebrovascular Diseases	44	15	192	71	18	19	10	58	4	77	6
Atherosclerosis	1	1	10	1	1	3	1	5	1	8	
Other Dis. of Circulatory System	9	3	38	9	2	5	3	12	2	9	1
Influenza and Pneumonia	5	2	83	15	4	10	9	17	1	20	2
Chronic Lower Respiratory Diseases	28	11	136	39	16	22	11	42	2	43	4
Peptic Ulcer			3							2	
Chronic Liver Disease and Cirrhosis	4	1	25	6	4	7	3	2		8	
Nephritis/Nephrotic Syn./Nephrosis	7	5	42	26	12	9	4	23		15	2
Pregnancy, Childbirth and Puerperium					1					1	
Certain Conditions Orig. in Perinatal Per.	2		10			2	1	1		2	
Congenital Malformations, etc.	3	1	19	2		2	2	5		5	
Sudden Infant Death Syndrome			1								
Symptoms, Signs and Lab. Findings	3		7	1		2		2		3	
All Other Diseases	81	24	460	116	45	83	55	119	7	109	12
Motor Vehicle Accidents	12	2	52	10		7	14	9	1	14	3
All Accidents (except motor vehicle)	13	4	89	19	11	9	6	14	3	27	3
Intentional Self-Harm (Suicide)	8	2	50	8	9	7	8	12		13	1
Assault (Homicide)	3		4			2		1	1		2
All Other External Causes		1	1		1	2		2		1	

Cause of Death

Table 20. Deaths by Underlying Cause of Death and County of Residence, Wisconsin 2004

	Grant	Green	Green Lake	Iowa	Iron	Jackson	Jefferson	Juneau	Kenosha	Kewaunee	La Crosse
Total Deaths, All Causes	506	305	223	202	89	214	588	279	1,295	184	892
Male	236	133	119	112	46	108	323	165	585	97	407
Female	270	172	104	90	43	106	265	114	710	87	485
Tuberculosis											
Human Immunodeficiency Virus								1	1		
Malignant Neoplasms	121	69	59	47	22	43	152	76	308	46	200
Stomach	2	3	1				1	1	5		6
Colon, Rectum, Anus	15	9	5	9	4	5	19	3	32	6	15
Pancreas	7	5	4	3	2	2	13	2	18	3	8
Trachea, Bronchus and Lung	35	20	17	13	4	9	35	34	97	10	61
Breast	6	2	5	2	1	3	7	5	29	7	22
Cervix Uteri, Corpus Uteri, Ovary	4	2		3		1	3	4	9	1	9
Prostate	6	5	3	1	5		9	6	12	1	9
Urinary Tract	5	5	5	4	1	5	14	3	14	5	8
Non-Hodgkin's Lymphoma	4	2	8	2	1		7	3	12	3	7
Leukemia	5	2	1	3		6	4	1	9	1	9
Other Malignant Neoplasms	32	14	10	7	4	12	40	14	71	9	46
Diabetes Mellitus	12	13	11	4	1	6	12	8	52	5	25
Alzheimer's Disease	14	13	3	7	6	11	16	8	37	5	19
Major Cardiovascular Diseases	208	90	91	77	36	85	205	84	461	65	314
Diseases of the Heart	146	63	65	59	29	56	155	66	334	48	238
Hyp. Heart Dis. w/wo Renal Dis.	5	5	5				2	2	19	1	4
Ischemic Heart Disease	98	36	38	42	22	36	115	48	215	23	146
Other Diseases of the Heart	43	22	22	17	7	20	38	16	100	24	88
Hypertension/Hypertens. Renal Dis.	5	1	3		1	1	3	4	11	1	9
Cerebrovascular Diseases	51	22	20	15	5	25	39	10	102	15	55
Atherosclerosis	1		3	1	1	1	3		3		3
Other Dis. of Circulatory System	5	4		2		2	5	4	11	1	9
Influenza and Pneumonia	15	10	8	6	2	2	22	8	34	5	34
Chronic Lower Respiratory Diseases	19	20	8	12	5	14	30	22	78	10	57
Peptic Ulcer		1					1				1
Chronic Liver Disease and Cirrhosis	4		3	3		1	6	1	7	3	10
Nephritis/Nephrotic Syn./Nephrosis	12	3	2	2	4	8	18	5	28	5	11
Pregnancy, Childbirth and Puerperium											
Certain Conditions Orig. in Perinatal Per.	5			1		1	2		5		
Congenital Malformations, etc.	2	1		1			3		6	1	1
Sudden Infant Death Syndrome				1		1	1		1		
Symptoms, Signs and Lab. Findings	2	2			1				2	3	4
All Other Diseases	57	60	31	25	8	28	84	44	184	23	150
Motor Vehicle Accidents	16	6	3	6		4	14	6	24	1	12
All Accidents (except motor vehicle)	11	9	2	7	3	1	10	10	39	9	36
Intentional Self-Harm (Suicide)	8	8	2	2	1	8	11	6	19	3	15
Assault (Homicide)				1		1	1		2		1
All Other External Causes									7		2

Cause of Death

Table 20. Deaths by Underlying Cause of Death and County of Residence, Wisconsin 2004

	Lafayette	Langlade	Lincoln	Manitowoc	Marathon	Marinette	Marquette	Menominee	Milwaukee	Monroe	Oconto
Total Deaths, All Causes	141	244	287	763	925	473	167	44	8,492	407	327
Male	67	126	135	349	468	236	94	25	4,037	221	179
Female	74	118	152	414	457	237	73	19	4,455	186	148
Tuberculosis									5		
Human Immunodeficiency Virus					1				34		
Malignant Neoplasms	35	74	62	176	225	103	44	6	1,928	91	94
Stomach		2	2	4	4	3			59	3	1
Colon, Rectum, Anus	2	5	7	16	23	13	3		155	8	12
Pancreas	2	7	4	17	14	9	1		114	7	2
Trachea, Bronchus and Lung	14	20	17	32	57	25	19	2	504	26	26
Breast	3	2	4	14	13	4	3		136	8	7
Cervix Uteri, Corpus Uteri, Ovary	2	4	2	10	11	9	2		105	4	4
Prostate		1	8	11	16	6	1		106	5	4
Urinary Tract	1	6	1	9	12	1	2	1	111	7	3
Non-Hodgkin's Lymphoma	3	6	3	4	13				79	2	2
Leukemia	4	3	3	4	16	5	1		88	2	8
Other Malignant Neoplasms	4	18	11	55	46	28	12	3	471	19	25
Diabetes Mellitus	5	7	8	20	37	8	4	2	259	23	12
Alzheimer's Disease	2	2	14	26	20	15	4	1	163	5	11
Major Cardiovascular Diseases	58	87	110	295	303	183	65	10	2,903	151	116
Diseases of the Heart	43	60	84	212	219	140	51	7	2,225	117	84
Hyp. Heart Dis. w/wo Renal Dis.		1	3	14	8	9	5		204	2	1
Ischemic Heart Disease	33	38	52	121	144	103	23	7	1,415	83	45
Other Diseases of the Heart	10	21	29	77	67	28	23		606	32	38
Hypertension/Hypertens. Renal Dis.	1	1	1	4	20	6		1	80	2	5
Cerebrovascular Diseases	9	22	19	58	55	36	10	1	479	23	22
Atherosclerosis	4	1		8	6				22		2
Other Diseases of Circulatory System	1	3	6	13	3	1	4	1	97	9	3
Influenza and Pneumonia	7	4	10	13	29	12	4	2	178	8	8
Chronic Lower Respiratory Diseases	3	18	9	21	45	26	7	5	404	24	11
Peptic Ulcer	1		2	1	1	1			12		
Chronic Liver Disease and Cirrhosis		2	2	4	10	2	2	1	107	2	2
Nephritis/Nephrotic Syn./Nephrosis	3	3	9	12	19	10	3	4	179	12	6
Pregnancy, Childbirth and Puerperium										1	
Certain Conditions Orig. in Perinatal Per.			1	1	5	4			84	3	
Congenital Malformations, etc.		1	1	3	6	2	1		39	2	1
Sudden Infant Death Syndrome	2	1		1					25		
Symptoms, Signs and Lab. Findings		1		2	6	1			23	3	1
All Other Diseases	9	26	42	127	152	74	16	8	1,465	62	41
Motor Vehicle Accidents	6	8	5	12	14	13	7	3	94	4	10
All Accidents (except motor vehicle)	8	6	6	35	35	8	8	1	378	11	7
Intentional Self-Harm (Suicide)	2	4	6	12	16	8	2	1	109	5	6
Assault (Homicide)				1	1				89		1
All Other External Causes				1		3			14		

Cause of Death

Table 20. Deaths by Underlying Cause of Death and County of Residence, Wisconsin 2004

	Oneida	Outagamie	Ozaukee	Pepin	Pierce	Polk	Portage	Price	Racine	Richland	Rock
Total Deaths, All Causes	422	1,113	635	70	232	397	454	215	1,498	166	1,306
Male	215	563	303	36	119	206	211	112	774	91	626
Female	207	550	332	34	113	191	243	103	724	75	680
Tuberculosis		2									
Human Immunodeficiency Virus		1					1		3		
Malignant Neoplasms	106	289	160	20	63	108	108	54	381	40	270
Stomach	3	8	2			3	1	2	2		1
Colon, Rectum, Anus	8	29	15	2	6	10	5	3	40	4	19
Pancreas	4	18	10		6	7	7	6	19	2	6
Trachea, Bronchus and Lung	32	71	41	7	17	26	21	17	108	10	82
Breast	9	19	7	1	3	5	11	2	23	1	27
Cervix Uteri, Corpus Uteri, Ovary	12	20	11		1	6	5	1	13		12
Prostate	7	18	7		4	12	5	1	24	1	12
Urinary Tract	5	16	10	1	5	4	6	3	24	1	17
Non-Hodgkin's Lymphoma	3	9	3		2	5	8	2	16	1	13
Leukemia	6	16	7	1	2	4	9	2	23	2	13
Other Malignant Neoplasms	17	65	47	8	17	26	30	15	89	18	68
Diabetes Mellitus	9	25	25	2	13	12	10	4	40	2	38
Alzheimer's Disease	19	49	34	1	6	23	20	10	55	3	65
Major Cardiovascular Diseases	146	369	238	27	72	140	180	78	463	62	440
Diseases of the Heart	111	273	158	21	49	94	133	52	362	46	319
Hyp. Heart Dis. w/wo Renal Dis.	2	4	7		1	2	6	3	10		8
Ischemic Heart Disease	66	163	107	17	30	70	81	36	239	27	206
Other Diseases of the Heart	43	106	44	4	18	22	46	13	113	19	105
Hypertension/Hypertens. Renal Dis.	3	10	4		2	3	3	3	14	1	14
Cerebrovascular Diseases	20	66	46	4	19	35	35	17	72	8	80
Atherosclerosis	5	1	21			3	2	2	1	6	6
Other Diseases of Circulatory Sys.	7	19	9	2	2	5	7	4	14	1	21
Influenza and Pneumonia	14	25	10	2	8	6	11	6	41	7	58
Chronic Lower Respiratory Diseases	26	69	29	1	8	22	18	7	74	9	87
Peptic Ulcer		3					1		4		4
Chronic Liver Disease and Cirrhosis	8	7	5		5	6	4		15		13
Nephritis/Nephrotic Syn./Nephrosis	5	27	12	3	1	9	8	6	28	2	26
Pregnancy, Childbirth and Puerperium		1							1		
Certain Conditions Orig. in Perinatal Per.		3	3					1	16	1	4
Congenital Malformations, etc.	2	2		1	2	1			6	1	4
Sudden Infant Death Syndrome					1				2		1
Symptoms, Signs and Lab. Findings		7	1	1		3			3	1	7
All Other Diseases	59	150	93	8	32	41	66	32	263	24	215
Motor Vehicle Accidents	7	21	9		10	9	9	5	25	1	21
All Accidents (except motor vehicle)	9	35	8	3	8	13	12	10	52	10	27
Intentional Self-Harm (Suicide)	8	20	8	1	3	3	6	2	17	3	20
Assault (Homicide)	2	3				1			7		1
All Other External Causes	2	5							2		5

Cause of Death

Table 20. Deaths by Underlying Cause of Death and County of Residence, Wisconsin 2004

	Rusk	St. Croix	Sauk	Sawyer	Shawano	Sheboygan	Taylor	Trempealeau	Vernon	Vilas	Walworth
Total Deaths, All Causes	176	413	511	153	422	1,037	159	260	271	223	871
Male	88	203	271	73	197	521	77	148	121	120	379
Female	88	210	240	80	225	516	82	112	150	103	492
Tuberculosis											
Human Immunodeficiency Virus						1					
Malignant Neoplasms	38	104	117	48	89	235	43	54	52	52	202
Stomach		2	5	2	1	3	1	1			7
Colon, Rectum, Anus	2	10	9	3	5	33	6	9	5	6	28
Pancreas	4	11	6		5	16	2	4	3	2	7
Trachea, Bronchus and Lung	9	24	32	14	26	63	9	9	11	13	65
Breast	2	4	11	11	9	19	2	3	7	2	12
Cervix Uteri, Corpus Uteri, Ovary	1		5	2	5	6		2	3	4	11
Prostate	4	11	13	1	6	11	3	2	5	2	9
Urinary Tract	1	4	6	2	7	20	5	2		3	9
Non-Hodgkin's Lymphoma	3	3	3	2	4	7	1	2	3	1	10
Leukemia	2	5	6	3	3	10	1	7		2	10
Other Malignant Neoplasms	10	30	21	8	18	47	13	13	15	17	34
Diabetes Mellitus	5	14	14	6	26	27	6	7	5	8	24
Alzheimer's Disease	6	8	9		12	28	4	7	10	7	53
Major Cardiovascular Diseases	78	151	196	54	159	387	50	86	120	91	295
Diseases of the Heart	57	109	134	45	130	296	35	65	83	64	225
Hyp. Heart Dis. w/wo Renal Dis.	1	3	1	1	3	10	1				6
Ischemic Heart Disease	39	62	85	36	102	166	23	42	53	49	166
Other Diseases of the Heart	17	44	48	8	25	120	11	23	30	15	53
Hypertension/Hypertens. Renal Dis.		2	5		5	5		2	1	3	1
Cerebrovascular Diseases	10	36	42	8	17	73	14	12	30	22	59
Atherosclerosis	3		1		1	3		2	1		1
Other Diseases of Circulatory Sys.	8	4	14	1	6	10	1	5	5	2	9
Influenza and Pneumonia	4	8	13	1	13	25		7	9	2	16
Chronic Lower Respiratory Diseases	14	28	29	13	21	45	6	10	16	9	47
Peptic Ulcer			2			2			1		3
Chronic Liver Disease and Cirrhosis	1	3	9		2	7		3	1	2	3
Nephritis/Nephrotic Syn./Nephrosis	3	9	6	3	11	13	6	10	5	3	19
Pregnancy, Childbirth and Puerperium							1				
Certain Conditions Orig. in Perinatal Per.		2	1	2	1	9		1			
Congenital Malformations, etc.			3		2	6		2	1	1	3
Sudden Infant Death Syndrome			1	1		3					
Symptoms, Signs and Lab. Findings			1	1	1	2	1	1		1	6
All Other Diseases	22	60	64	14	57	184	25	50	36	35	149
Motor Vehicle Accidents	5	6	11	7	8	19	4	12	5	1	17
All Accidents (except motor vehicle)		10	26	3	12	25	11	8	3	7	20
Intentional Self-Harm (Suicide)		9	7		8	16	2	2	6	3	12
Assault (Homicide)		1	1			1			1	1	
All Other External Causes			1			2					2

Cause of Death

Table 20. Deaths by Underlying Cause of Death and County of Residence, Wisconsin 2004

	Washburn	Washington	Waukesha	Waupaca	Waushara	Winnebago	Wood
Total Deaths, All Causes	174	872	2,715	653	296	1,247	674
Male	104	411	1,273	360	151	617	341
Female	70	461	1,442	293	145	630	333
Tuberculosis						1	
Human Immunodeficiency Virus							
Malignant Neoplasms	50	212	703	137	75	291	163
Stomach	1	2	14	2		7	2
Colon, Rectum, Anus	4	20	50	16	7	22	21
Pancreas	2	15	50	5	7	17	5
Trachea, Bronchus and Lung	13	59	195	33	19	76	42
Breast	4	21	58	8	6	17	10
Cervix Uteri, Corpus Uteri, Ovary	1	7	34	5	4	11	6
Prostate	3	6	39	14	6	19	11
Urinary Tract		5	39	8	5	16	10
Non-Hodgkin's Lymphoma	4	13	43	4	3	6	4
Leukemia	1	15	29	8	1	11	8
Other Malignant Neoplasms	17	49	152	34	17	89	44
Diabetes Mellitus	5	24	65	13	8	68	10
Alzheimer's Disease	4	31	78	22	4	46	24
Major Cardiovascular Diseases	70	299	923	251	131	408	237
Diseases of the Heart	53	202	676	173	110	305	171
Hyp. Heart Dis. w/wo Renal Dis.		8	19	3	1	28	1
Ischemic Heart Disease	33	122	459	136	81	166	118
Other Diseases of the Heart	20	72	198	34	28	111	52
Hypertension/Hypertens. Renal Dis.	1	7	29	7		12	3
Cerebrovascular Diseases	13	76	172	46	17	75	41
Atherosclerosis		3	4	16		2	6
Other Diseases of Circulatory System	3	11	42	9	4	14	16
Influenza and Pneumonia	3	26	65	22	8	37	16
Chronic Lower Respiratory Diseases	7	38	128	38	8	59	43
Peptic Ulcer		2	2				2
Chronic Liver Disease and Cirrhosis	1	10	21	3	2	7	4
Nephritis/Nephrotic Syn./Nephrosis	4	19	52	22	4	22	15
Pregnancy, Childbirth and Puerperium							
Certain Conditions Orig. in Perinatal Per.		2	14	1		6	1
Congenital Malformations, etc.		3	4	2	1	4	1
Sudden Infant Death Syndrome		2		1	1	1	1
Symptoms, Signs and Lab. Findings			5	1	5	2	2
All Other Diseases	20	149	485	102	33	200	120
Motor Vehicle Accidents	2	12	30	16	8	24	9
All Accidents (except motor vehicle)	5	30	104	16	5	50	19
Intentional Self-Harm (Suicide)	3	10	28	6	3	19	6
Assault (Homicide)		3	3			1	1
All Other External Causes			5			1	

Source: Bureau of Health Information and Policy, Division of Public Health, Department of Health and Family Services. For the ICD-10 codes used for cause-of-death groupings, see Technical Notes, page 81.

Cause of Death

Table 21. Deaths by Specific Underlying Cause, Wisconsin 2004

Underlying Cause of Death	Total	Male	Female
Total Deaths From All Causes	45,488	22,256	23,232
I. Certain Infectious and Parasitic Diseases (A00-B99)	689	340	349
Intestinal Infectious Diseases (A00-A09)	48	20	28
A02 Other Salmonella Infections	1		1
A04 Other Bacterial Intestinal Infections	44	19	25
A08 Viral and Other Specified Intestinal Infections	2	1	1
A09 Diarrhea and Gastroenteritis of Presumed Infectious Origin	1		1
Tuberculosis (A15-A19)	8	4	4
A16 Respiratory Tuberculosis, Not Confirmed Bacteriologically or Histologically	5	3	2
A18 Tuberculosis of Other Organs	2	1	1
A19 Miliary Tuberculosis	1		1
Other Bacterial Diseases (A30-A49)	446	204	242
A31 Infection Due to Other Mycobacteria	8	6	2
A32 Listeriosis	1		1
A37 Whooping Cough	1	1	
A39 Meningococcal Infection	3		3
A40 Streptococcal Septicemia	10	9	1
A41 Other Septicemia	409	181	228
A48 Other Bacterial Diseases, Not Elsewhere Classified	2	1	1
A49 Bacterial Infection of Unspecified Site	12	6	6
Viral Infections of the Central Nervous System (A80-A89)	8	5	3
A81 Atypical Virus Infections of Central Nervous System	5	3	2
A86 Unspecified Viral Encephalitis	2	1	1
A87 Viral Meningitis	1	1	
Arthropod-Borne Viral Fevers and Viral Hemorrhagic Fevers (A90-A99)	1	1	
A92 Other Mosquito-Borne Viral Fevers	1	1	
Viral Infections Characterized by Skin/Mucous Membrane Lesions (B00-B09)	7	3	4
B00 Herpesviral (Herpes Simplex) Infections	4	2	2
B02 Zoster (Herpes Zoster)	3	1	2
Viral Hepatitis (B15-B19)	36	25	11
B16 Acute Hepatitis B	5	4	1
B17 Other Acute Viral Hepatitis	25	16	9
B18 Chronic Viral Hepatitis	6	5	1
Human Immunodeficiency Virus (HIV) Disease (B20-B24)	48	36	12
B20 HIV Disease Resulting in Infectious and Parasitic Diseases	19	15	4
B21 HIV Disease Resulting in Malignant Neoplasms	1	1	
B22 HIV Disease Resulting in Other Specified Diseases	5	5	
B23 HIV Disease Resulting in Other Conditions	10	6	4
B24 Unspecified HIV Disease	13	9	4

Cause of Death

Table 21. Deaths by Specific Underlying Cause, Wisconsin 2004

Underlying Cause of Death	Total	Male	Female
Other Viral Diseases (B25-B34)	11	4	7
B25 Cytomegaloviral Disease	3	2	1
B26 Mumps	1		1
B33 Other Viral Diseases, Not Elsewhere Classified	2	1	1
B34 Viral Infection of Unspecified Site	5	1	4
Mycoses (B35-B49)	20	10	10
B37 Candidiasis	5	2	3
B40 Blastomycosis	7	3	4
B44 Aspergillosis	3	2	1
B45 Cryptococcosis	1		1
B49 Unspecified Mycosis	4	3	1
Protozoal Diseases (B50-B64)	2	2	
B59 Pneumocystosis	2	2	
Helminthiases (B65-B83)	1		1
B69 Cysticercosis	1		1
Sequelae of Infectious and Parasitic Diseases (B90-B94)	41	19	22
B90 Sequelae of Tuberculosis	1		1
B91 Sequelae of Poliomyelitis	7	2	5
B94 Sequelae of Other and Unspecified Infectious and Parasitic Diseases	33	17	16
Other Infectious Diseases (B99)	12	7	5
B99 Other and Unspecified Infectious Diseases	12	7	5
II. Neoplasms (C00-D48)	11,190	5,870	5,320
Malignant Neoplasms of Lip, Oral Cavity and Pharynx (C00-C14)	152	104	48
C00 Lip	5	4	1
C01 Base of Tongue	3	3	
C02 Other and Unspecified Parts of Tongue	30	21	9
C03 Gum	4	3	1
C04 Floor of Mouth	5	5	
C05 Palate	6	5	1
C06 Other and Unspecified Parts of Mouth	27	14	13
C07 Parotid Gland	9	7	2
C08 Other and Unspecified Major and Unspecified Major Salivary Glands	1		1
C09 Tonsil	11	10	1
C10 Oropharynx	9	6	3
C11 Nasopharynx	8	6	2
C12 Pyriform Sinus	10	6	4
C13 Hypopharynx	5	4	1
C14 Other and Ill-Defined Sites in Lip, Oral Cavity and Pharynx	19	10	9
Malignant Neoplasms of Digestive Organs (C15-C26)	2,543	1,405	1,138
C15 Esophagus	308	247	61

Cause of Death

Table 21. Deaths by Specific Underlying Cause, Wisconsin 2004

Underlying Cause of Death	Total	Male	Female
C16 Stomach	208	119	89
C17 Small Intestine	19	10	9
C18 Colon	806	383	423
C19 Rectosigmoid Junction	48	31	17
C20 Rectum	139	79	60
C21 Anus and Anal Canal	10	4	6
C22 Liver and Intrahepatic Bile Ducts	281	188	93
C23 Gallbladder	32	7	25
C24 Other and Unspecified Parts of Biliary Tract	31	19	12
C25 Pancreas	639	313	326
C26 Other and Ill-Defined Digestive Organs	22	5	17
Malignant Neoplasms of Respiratory and Intrathoracic Organs (C30-C39)	2,984	1,725	1,259
C31 Accessory Sinuses	8	5	3
C32 Larynx	69	49	20
C34 Bronchus and Lung	2,900	1,668	1,232
C37 Thymus	4	2	2
C38 Heart, Mediastinum and Pleura	3	1	2
Malignant Neoplasms of Bone and Articular Cartilage (C40-C41)	22	9	13
C41 Bone and Articular Cartilage of Other and Unspecified Sites	22	9	13
Melanoma and Other Malignant Neoplasms of Skin (C43-C44)	179	124	55
C43 Malignant Melanoma of Skin	137	92	45
C44 Other Malignant Neoplasms of Skin	42	32	10
Malignant Neoplasms of Mesothelial and Soft Tissue (C45-C49)	159	78	81
C45 Mesothelioma	64	45	19
C47 Peripheral Nerves and Autonomic Nervous System	2	2	
C48 Retroperitoneum and Peritoneum	29	2	27
C49 Other Connective and Soft Tissue	64	29	35
Malignant Neoplasm of Breast (C50)	776	4	772
C50 Breast	776	4	772
Malignant Neoplasms of Female Genital Organs (C51-C58)	522		522
C51 Vulva	22		22
C52 Vagina	12		12
C53 Cervix Uteri	63		63
C54 Corpus Uteri	74		74
C55 Uterus, Part Unspecified	53		53
C56 Ovary	288		288
C57 Other and Unspecified Female Genital Organs	7		7
C58 Placenta	3		3
Malignant Neoplasms of Male Genital Organs (C60-C63)	662	662	
C60 Penis	6	6	

Cause of Death

Table 21. Deaths by Specific Underlying Cause, Wisconsin 2004

Underlying Cause of Death	Total	Male	Female
C61 Prostate	653	653	
C62 Testis	3	3	
Malignant Neoplasms of Urinary Tract (C64-C68)	610	401	209
C64 Kidney, Except Renal Pelvis	271	169	102
C65 Renal Pelvis	7	2	5
C66 Ureter	17	6	11
C67 Bladder	308	219	89
C68 Other and Unspecified Urinary Organs	7	5	2
Malignant Neoplasms of Eye/Brain/Oth. Parts/Central Nervous Sys. (C69-C72)	245	142	103
C69 Eye and Adnexa	3	1	2
C70 Meninges	6	3	3
C71 Brain	233	137	96
C72 Spinal Cord, Cranial Nerves and Other Parts of Central Nervous System	3	1	2
Malignant Neoplasms of Thyroid and Other Endocrine Glands (C73-C75)	43	19	24
C73 Thyroid Gland	28	12	16
C74 Adrenal Gland	12	5	7
C75 Other Endocrine Glands and Related Structures	3	2	1
Malignant Neoplasms of Ill-Defined, Secondary and Unspecified Sites (C76-C80)	669	334	335
C76 Other and Ill-Defined Sites	40	18	22
C78 Secondary Malignant Neoplasm of Respiratory and Digestive Organs	58	29	29
C79 Secondary Malignant Neoplasm of Other Sites	82	43	39
C80 Malignant Neoplasm Without Specification of Site	489	244	245
Malignant Neoplasms of Lymphoid, Hematopoetic and Related Tissue (C81-C96)	1,185	646	539
C81 Hodgkins Disease	17	9	8
C82 Follicular (Nodular) Non-Hodgkins Lymphoma	14	7	7
C83 Diffuse Non-Hodgkins Lymphoma	83	44	39
C84 Peripheral and Cutaneous T-Cell Lymphomas	25	12	13
C85 Other and Unspecified Types of Non-Hodgkins Lymphoma	323	171	152
C88 Malignant Immunoproliferative Diseases	10	5	5
C90 Multiple Myeloma and Malignant Plasma Cell Neoplasms	219	119	100
C91 Lymphoid Leukemia	142	83	59
C92 Myeloid Leukemia	232	126	106
C93 Monocytic Leukemia	4	4	
C94 Other Leukemias of Specified Cell Type	3		3
C95 Leukemia of Unspecified Cell Type	112	65	47
C96 Other/Unspecified Malignant Neoplasms Lymphoid, Hematopoietic and Related Tissue	1	1	
Malignant Neoplasms of Independent (Primary) Multiple Sites (C97)	87	49	38
C97 Independent (Primary) Multiple Sites	87	49	38

Cause of Death

Table 21. Deaths by Specific Underlying Cause, Wisconsin 2004

Underlying Cause of Death	Total	Male	Female
Benign Neoplasms (D10-D36)	30	8	22
D13 Other and Ill-Defined Parts of Digestive System	3	3	
D14 Middle Ear and Respiratory System	3	1	2
D15 Other and Unspecified Intrathoracic Organs	1		1
D23 Other Benign Neoplasms of Skin	2	1	1
D32 Meninges	17	2	15
D33 Brain and Other Parts of Central Nervous System	1		1
D35 Other and Unspecified Endocrine Glands	3	1	2
Neoplasms of Uncertain Or Unknown Behavior (D37-D48)	322	160	162
D37 Oral Cavity and Digestive Organs	17	10	7
D38 Middle Ear and Respiratory and Intrathoracic Organs	13	7	6
D41 Urinary Organs	3	2	1
D42 Meninges	1		1
D43 Brain and Central Nervous System	66	35	31
D44 Endocrine Glands	4	1	3
D45 Polycythemia Vera	15	6	9
D46 Myelodysplastic Syndromes	133	62	71
D47 Other Neoplasms Uncertain or Unknown Behavior Lymphoid, Hematopoietic and Related Tissue	43	22	21
D48 Other and Unspecified Sites	27	15	12
III. Diseases of Blood and Blood-Forming Organs and Certain Disorders Involving the Immune Mechanisms (D50-D89)	140	55	85
Nutritional Anemias (D50-D53)	9	2	7
D50 Iron Deficiency Anemia	6	1	5
D51 Vitamin B12 Deficiency Anemia	2		2
D53 Other Nutritional Anemias	1	1	
Hemolytic Anemias (D55-D59)	9	4	5
D57 Sickle-Cell Disorders	6	2	4
D58 Other Hereditary Hemolytic Anemias	3	2	1
Aplastic and Other Anemias (D60-D64)	58	18	40
D61 Other Aplastic Anemias	17	7	10
D64 Other Anemias	41	11	30
Coagulation Defects, Purpura and Other Hemorrhagic Conditions (D65-D69)	38	21	17
D65 Disseminated Intravascular Coagulation (Defibrination Syndrome)	6	3	3
D66 Hereditary Factor VIII Deficiency	2	1	1
D68 Other Coagulation Defects	17	8	9
D69 Purpura and Other Hemorrhagic Conditions	13	9	4
Other Diseases of Blood and Blood-Forming Organs (D70-D77)	9	2	7
D70 Agranulocytosis	4	1	3
D72 Other Disorders of White Blood Cells	1		1
D75 Other Diseases of Blood and Blood-Forming Organs	2		2

Cause of Death

Table 21. Deaths by Specific Underlying Cause, Wisconsin 2004

Underlying Cause of Death	Total	Male	Female
D76 Certain Diseases Involving Lymphoreticular Tissue/Reticulohistiocytic System	2	1	1
Certain Disorders Involving the Immune Mechanism (D80-D89)	17	8	9
D84 Other Immunodeficiencies	6	2	4
D86 Sarcoidosis	8	4	4
D89 Other Disorders Involving Immune Mechanism, Not Elsewhere Classified	3	2	1
IV. Endocrine, Nutritional and Metabolic Disease (E00-E90)	1,776	833	943
Disorder of Thyroid Gland (E00-E07)	23	2	21
E03 Other Hypothyroidism	17	1	16
E05 Thyrotoxicosis (Hyperthyroidism)	5	1	4
E07 Other Disorders of Thyroid	1		1
Diabetes Mellitus (E10-E14)	1,310	638	672
E10 Insulin-Dependent Diabetes Mellitus	139	57	82
E11 Non-Insulin-Dependent Diabetes Mellitus	321	146	175
E13 Other Specified Diabetes Mellitus	1		1
E14 Unspecified Diabetes Mellitus	849	435	414
Other Disorders of Glucose Regulation/Pancreatic Internal Secretion (E15-E16)	4	1	3
E16 Other Disorders of Pancreatic Internal Secretion	4	1	3
Disorders of Other Endocrine Glands (E20-E35)	15	7	8
E20 Hypoparathyroidism	3		3
E21 Hyperparathyroidism and Other Disorders of Parathyroid Gland	1		1
E22 Hyperfunction of Pituitary Gland	1	1	
E23 Hypofunction and Other Disorders of Pituitary Gland	4	2	2
E24 Cushings Syndrome	1	1	
E27 Other Disorders of Adrenal Gland	3	2	1
E34 Other Endocrine Disorders	2	1	1
Malnutrition (E40-E46)	42	12	30
E41 Nutritional Marasmus	1	1	
E43 Unspecified Severe Protein-Energy Malnutrition	3	1	2
E46 Unspecified Protein-Energy Malnutrition	38	10	28
Other Nutritional Deficiencies (E50-E64)	5		5
E51 Thiamine Deficiency	1		1
E53 Deficiency of Other B Group Vitamins	1		1
E63 Other Nutritional Deficiencies	3		3
Obesity and Other Hyperalimentation (E65-E68)	71	38	33
E66 Obesity	71	38	33
Metabolic Disorders (E70-E90)	306	135	171
E72 Other Disorders of Amino-Acid Metabolism	1		1
E75 Disorders of Sphingolipid Metabolism and Other Lipid Storage Disorders	3	1	2
E76 Disorders of Glycosaminoglycan Metabolism	1	1	
E77 Disorders of Glycoprotein Metabolism	2		2

Cause of Death

Table 21. Deaths by Specific Underlying Cause, Wisconsin 2004

Underlying Cause of Death	Total	Male	Female
E78 Disorders of Lipoprotein Metabolism and Other Lipidemias	103	56	47
E83 Disorders of Mineral Metabolism	10	5	5
E84 Cystic Fibrosis	9	3	6
E85 Amyloidosis	21	15	6
E86 Volume Depletion	91	27	64
E87 Other Disorders of Fluid, Electrolyte and Acid-Base Balance	42	17	25
E88 Other Metabolic Disorders	23	10	13
V. Mental and Behavioral Disorders (F00-F99)	1,775	589	1,186
Organic, Including Symptomatic, Mental Disorders (F00-F09)	1,506	425	1,081
F01 Vascular Dementia	2		2
F03 Unspecified Dementia	1,455	410	1,045
F05 Delirium, Not Induced By Alcohol/Other Psychoactive Substances	8	4	4
F06 Other Mental Disorders Due To Brain Damage and Dysfunction and Physical Disease	41	11	30
Mental and Behavior Disorders Due to Psychoactive Substance Abuse (F10-F19)	202	143	59
F10 Use of Alcohol	151	111	40
F11 Use of Opioids	1	1	
F14 Use of Cocaine	16	12	4
F17 Use of Tobacco	28	14	14
F19 Multiple Drug Use and Use of Other Psychoactive Substances	6	5	1
Schizophrenia, Schizotypal and Delusional Disorders (F20-F29)	16	4	12
F20 Schizophrenia	14	4	10
F22 Persistent Delusional Disorders	1		1
F25 Schizoaffective Disorders	1		1
Mood (Affective) Disorders (F30-F39)	28	11	17
F31 Bipolar Affective Disorder	3	1	2
F32 Depressive Episodes	25	10	15
Neurotic, Stress-Related and Somatoform Disorders (F40-F48)	1		1
F41 Other Anxiety Disorders	1		1
Behavior Syndromes Associated With Physiological Disturbances/Physical Factors (F50-F59)	10	3	7
F50 Eating Disorders	9	2	7
F54 Psychological and Behavioral Factors Associated with Disorders/Diseases Classified Elsewhere	1	1	
Mental Retardation (F70-F79)	11	2	9
F72 Severe Mental Retardation	1		1
F79 Unspecified Mental Retardation	10	2	8
Disorders of Psychological Development (F80-F89)	1	1	
F89 Unspecified Disorder of Psychological Development	1	1	

Cause of Death

Table 21. Deaths by Specific Underlying Cause, Wisconsin 2004

Underlying Cause of Death	Total	Male	Female
VI. Diseases of the Nervous System (G00-G99)	2,464	904	1,560
Inflammatory Diseases of the Central Nervous System (G00-G09)	25	14	11
G00 Bacterial Meningitis, Not Elsewhere Classified	8	5	3
G03 Meningitis Due to Other and Unspecified Causes	3	1	2
G04 Encephalitis, Myelitis and Encephalomyelitis	9	4	5
G06 Intracranial and Intraspinous Abscess and Granuloma	3	3	
G09 Sequelae of Inflammatory Diseases of Central Nervous System	2	1	1
Systemic Atrophies Primarily Affecting Central Nervous System (G10-G13)	179	99	80
G10 Huntingtons Disease	31	17	14
G11 Hereditary Ataxia	1		1
G12 Spinal Muscular Atrophy and Related Syndromes	147	82	65
Extrapyramidal and Movement Disorders (G20-G26)	424	238	186
G20 Parkinsons Disease	415	236	179
G21 Secondary Parkinsonism	1		1
G23 Other Degenerative Diseases of the Basal Ganglia	7	1	6
G25 Other Extrapyramidal and Movement Disorders	1	1	
Other Degenerative Diseases of the Nervous System (G30-G32)	1,465	389	1,076
G30 Alzheimers Disease	1,419	363	1,056
G31 Other Degenerative Diseases of Nervous System, Not Elsewhere Classified	46	26	20
Demyelinating Diseases of the Central Nervous System (G35-G37)	97	32	65
G35 Multiple Sclerosis	95	30	65
G37 Other Demyelinating Diseases of Central Nervous System	2	2	
Episodic and Paroxysmal Disorders (G40-G47)	49	26	23
G40 Epilepsy	21	15	6
G41 Status Epilepticus	15	5	10
G45 Transient Cerebral Ischemic Attacks and Related Syndromes	5	1	4
G47 Sleep Disorders	8	5	3
Nerve, Nerve Root and Plexus Disorders (G50-G59)	4	3	1
G52 Disorders of Other Cranial Nerves	2	2	
G58 Other Mononeuropathies	2	1	1
Polyneuropathies and Oth Disorders of Peripheral Nervous System (G60-G64)	18	6	12
G60 Hereditary and Idiopathic Neuropathy	1	1	
G61 Inflammatory Polyneuropathy	7	3	4
G62 Other Polyneuropathies	10	2	8
Diseases of Myoneural Junction and Muscle (G70-G73)	37	18	19
G70 Myasthenia Gravis and Other Myoneural Disorders	14	2	12
G71 Primary Disorders of Muscles	20	15	5
G72 Other Myopathies	3	1	2
Cerebral Palsy and Other Paralytic Syndromes (G80-G83)	37	16	21
G80 Infantile Cerebral Palsy	23	10	13

Cause of Death

Table 21. Deaths by Specific Underlying Cause, Wisconsin 2004

Underlying Cause of Death	Total	Male	Female
G81 Hemiplegia	2	1	1
G82 Paraplegia and Tetraplegia	12	5	7
Other Disorders of the Nervous System (G90-G99)	129	63	66
G90 Disorders of Autonomic Nervous System	7	4	3
G91 Hydrocephalus	12	5	7
G92 Toxic Encephalopathy	1	1	
G93 Other Disorders of Brain	99	49	50
G95 Other Diseases of Spinal Cord	7	3	4
G96 Other Disorders of Central Nervous System	2		2
G98 Other Disorders of Nervous System, Not Elsewhere Classified	1	1	
VII. Diseases of the Eye and Adnexa (H00-H59)	1	1	
Diseases of Ocular Muscles, Binocular Movement, Accommodation and Refraction (H49-H52)	1	1	
H49 Paralytic Strabismus	1	1	
VIII. Diseases of the Ear and Mastoid Process (H60-H95)	2	1	1
Diseases of Middle Ear and Mastoid (H65-H75)	2	1	1
H66 Suppurative and Unspecified Otitis Media	2	1	1
IX. Diseases of the Circulatory System (I00-I99)	16,168	7,698	8,470
Chronic Rheumatic Heart Diseases (I05-I09)	71	28	43
I05 Rheumatic Mitral Valve Diseases	36	10	26
I06 Rheumatic Aortic Valve Diseases	2	2	
I07 Rheumatic Tricuspid Valve Diseases	6	2	4
I08 Multiple Valve Diseases	17	10	7
I09 Other Rheumatic Heart Diseases	10	4	6
Hypertensive Diseases (I10-I15)	878	324	554
I10 Essential (Primary) Hypertension	203	75	128
I11 Hypertensive Heart Disease	467	167	300
I12 Hypertensive Renal Disease	167	68	99
I13 Hypertensive Heart and Renal Disease	41	14	27
Ischemic Heart Diseases (I20-I25)	7,671	4,211	3,460
I20 Angina Pectoris	5	2	3
I21 Acute Myocardial Infarction	3,308	1,902	1,406
I24 Other Acute Ischemic Heart Diseases	17	9	8
I25 Chronic Ischemic Heart Disease	4,341	2,298	2,043
Pulmonary Heart Disease and Diseases of Pulmonary Circulation (I26-I28)	299	116	183
I26 Pulmonary Embolism	190	76	114
I27 Other Pulmonary Heart Diseases	109	40	69
Other Forms of Heart Disease (I30-I52)	3,334	1,428	1,906
I30 Acute Pericarditis	2	1	1
I31 Other Diseases of Pericardium	4	1	3

Cause of Death

Table 21. Deaths by Specific Underlying Cause, Wisconsin 2004

Underlying Cause of Death	Total	Male	Female
I33 Acute and Subacute Endocarditis	16	11	5
I34 Nonrheumatic Mitral Valve Disorders	57	19	38
I35 Nonrheumatic Aortic Valve Disorders	328	121	207
I37 Pulmonary Valve Disorders	1		1
I38 Endocarditis, Valve Unspecified	127	48	79
I40 Acute Myocarditis	4	3	1
I42 Cardiomyopathy	559	316	243
I44 Atrioventricular and Left-Bundle-Branch Block	5	1	4
I45 Other Conduction Disorders	6	1	5
I46 Cardiac Arrest	38	19	19
I47 Paroxysmal Tachycardia	15	9	6
I48 Atrial Fibrillation and Flutter	271	82	189
I49 Other Cardiac Arrhythmias	317	150	167
I50 Heart Failure	1,472	588	884
I51 Complications and Ill-Defined Descriptions of Heart Disease	112	58	54
Cerebrovascular Diseases (I60-I69)	3,064	1,193	1,871
I60 Subarachnoid Hemorrhage	102	45	57
I61 Intracerebral Hemorrhage	329	139	190
I62 Other Nontraumatic Intracranial Hemorrhage	129	48	81
I63 Cerebral Infarction	184	70	114
I64 Stroke, Not Specified as Hemorrhage or Infarction	1,644	621	1,023
I67 Other Cerebrovascular Diseases	150	52	98
I69 Sequelae of Cerebrovascular Disease	526	218	308
Diseases of Arteries, Arterioles and Capillaries (I70-I79)	770	363	407
I70 Atherosclerosis	194	77	117
I71 Aortic Aneurysm and Dissection	307	176	131
I72 Other Aneurysm	16	6	10
I73 Other Peripheral Vascular Diseases	205	87	118
I74 Arterial Embolism and Thrombosis	21	5	16
I77 Other Disorders of Arteries and Arterioles	25	11	14
I78 Diseases of Capillaries	2	1	1
Diseases of Veins, Lymphatic Vessels and Lymph Nodes, Not Elsewhere Classified (I80-I89)	74	33	41
I80 Phlebitis and Thrombophlebitis	53	23	30
I82 Other Venous Embolism and Thrombosis	5		5
I83 Varicose Veins of Lower Extremities	4	3	1
I84 Hemorrhoids	1		1
I85 Esophageal Varices	5	4	1
I87 Other Disorders of Veins	5	2	3

Cause of Death

Underlying Cause of Death	Total	Male	Female
I89 Other Noninfective Disorders of Lymphatic Vessels and Lymph Nodes	1	1	
Other and Unspecified Disorders of Circulatory System (I95-I99)	7	2	5
I95 Hypotension	1		1
I99 Other and Unspecified Disorders of Circulatory System	6	2	4
X. Diseases of the Respiratory System (J00-J99)	4,277	2,152	2,125
Acute Upper Respiratory Infections (J00-J06)	2	1	1
J06 Acute Upper Respiratory Infections of Multiple or Unspecified Sites	2	1	1
Influenza and Pneumonia (J10-J18)	1,138	532	606
J10 Influenza Due to Identified Influenza Virus	24	7	17
J11 Influenza, Virus Not Identified	38	18	20
J12 Viral Pneumonia, Not Elsewhere Classified	3	1	2
J13 Pneumonia Due to Streptococcus Pneumonia	3	2	1
J14 Pneumonia Due to Hemophilus Influenza	1		1
J15 Bacterial Pneumonia, Not Elsewhere Classified	47	30	17
J18 Pneumonia, Organism Unspecified	1,022	474	548
Other Acute Lower Respiratory Infections (J20-J22)	8	4	4
J20 Acute Bronchitis	5	2	3
J22 Unspecified Acute Lower Respiratory Infection	3	2	1
Other Diseases of Upper Respiratory Tract (J30-J39)	9	5	4
J36 Peritonsillar Abscess	1		1
J38 Diseases of Vocal Cords and Larynx, Not Elsewhere Classified	7	5	2
J39 Other Diseases of Upper Respiratory Tract	1		1
Chronic Lower Respiratory Diseases (J40-J47)	2,310	1,183	1,127
J40 Bronchitis, Not Specified as Acute or Chronic	8	3	5
J42 Unspecified Chronic Bronchitis	11	9	2
J43 Emphysema	227	116	111
J44 Other Chronic Obstructive Pulmonary Disease	1,974	1,018	956
J45 Asthma	69	25	44
J46 Status Asthmaticus	8	6	2
J47 Bronchiectasis	13	6	7
Lung Diseases Due to External Agents (J60-J70)	334	188	146
J61 Pneumoconiosis Due to Asbestos and Other Mineral Fibers	5	5	
J62 Pneumoconiosis Due to Dust Containing Silica	6	5	1
J67 Hypersensitivity Pneumonitis Due to Organic Dust	9	8	1
J68 Respiratory Conditions Due to Inhalation of Chemicals, Gases, Fumes and Vapor	1		1
J69 Pneumonitis Due to Solids and Liquids	312	170	142
J70 Respiratory Conditions Due to Other External Agents	1		1
Other Respiratory Diseases Principally Affecting the Interstitium (J80-J84)	372	202	170
J80 Adult Respiratory Distress Syndrome	30	19	11

Cause of Death

Table 21. Deaths by Specific Underlying Cause, Wisconsin 2004

Underlying Cause of Death	Total	Male	Female
J81 Pulmonary Edema	1		1
J82 Pulmonary Eosinophilia, Not Elsewhere Classified	4	3	1
J84 Other Interstitial Pulmonary Diseases	337	180	157
Suppurative and Necrotic Conditions of Lower Respiratory Tract (J85-J86)	11	6	5
J85 Abscess of Lung and Mediastinum	7	4	3
J86 Pyothorax	4	2	2
Other Diseases of Pleura (J90-J94)	17	4	13
J90 Pleural Effusion, Not Elsewhere Classified	14	4	10
J93 Pneumothorax	3		3
Other Diseases of the Respiratory System (J95-J99)	76	27	49
J96 Respiratory Failure, Not Elsewhere Classified	4	3	1
J98 Other Respiratory Disorders	72	24	48
XI. Diseases of the Digestive System (K00-K93)	1,624	781	843
Diseases of Oral Cavity, Salivary Glands and Jaws (K00-K14)	1	1	
K11 Diseases of Salivary Glands	1	1	
Diseases of Esophagus, Stomach and Duodenum (K20-K31)	109	54	55
K20 Esophagitis	2	2	
K21 Gastro-Esophageal Reflux Disease	10	3	7
K22 Other Diseases of Esophagus	26	15	11
K25 Gastric Ulcer	19	9	10
K26 Duodenal Ulcer	20	13	7
K27 Peptic Ulcer, Site Unspecified	16	5	11
K29 Gastritis and Duodenitis	6	4	2
K31 Other Diseases of Stomach and Duodenum	10	3	7
Diseases of Appendix (K35-K38)	9	5	4
K35 Acute Appendicitis	7	5	2
K37 Unspecified Appendicitis	2		2
Hernia (K40-K46)	43	23	20
K40 Inguinal Hernia	2	2	
K41 Femoral Hernia	2	2	
K42 Umbilical Hernia	2	2	
K43 Ventral Hernia	8	3	5
K44 Diaphragmatic Hernia	14	7	7
K46 Unspecified Hernia of Abdominal Cavity	15	7	8
Noninfective Enteritis and Colitis (K50-K52)	49	14	35
K50 Crohns Disease (Regional Enteritis)	12	5	7
K51 Ulcerative Colitis	4	1	3
K52 Other Noninfective Gastroenteritis and Colitis	33	8	25
Other Diseases of Intestines (K55-K63)	434	157	277
K55 Vascular Disorders of Intestine	183	65	118

Cause of Death

Table 21. Deaths by Specific Underlying Cause, Wisconsin 2004

Underlying Cause of Death	Total	Male	Female
K56 Paralytic Ileus and Intestinal Obstruction Without Hernia	122	50	72
K57 Diverticular Disease of Intestine	58	20	38
K58 Irritable Bowel Syndrome	2		2
K59 Other Functional Intestinal Disorders	15	4	11
K60 Fissure and Fistula of Anal and Rectal Regions	1	1	
K61 Abscess of Anal and Rectal Regions	1		1
K62 Other Diseases of Anus and Rectum	7	2	5
K63 Other Diseases of Intestine	45	15	30
Diseases of Peritoneum (K65-K67)	36	15	21
K65 Peritonitis	34	15	19
K66 Other Disorders of Peritoneum	2		2
Diseases of Liver (K70-K77)	571	340	231
K70 Alcoholic Liver Disease	234	159	75
K71 Toxic Liver Disease	1		1
K72 Hepatic Failure, Not Elsewhere Classified	86	49	37
K73 Chronic Hepatitis, Not Elsewhere Classified	1	1	
K74 Fibrosis and Cirrhosis of Liver	179	100	79
K75 Other Inflammatory Liver Diseases	17	6	11
K76 Other Diseases of Liver	53	25	28
Disorders of Gallbladder, Biliary Tract and Pancreas (K80-K87)	166	66	100
K80 Cholelithiasis	26	9	17
K81 Cholecystitis	30	8	22
K82 Other Diseases of Gallbladder	5	2	3
K83 Other Diseases of Biliary Tract	28	12	16
K85 Acute Pancreatitis	63	29	34
K86 Other Diseases of Pancreas	14	6	8
Other Diseases of the Digestive System (K90-K93)	206	106	100
K90 Intestinal Malabsorption	7	2	5
K92 Other Diseases of Digestive System	199	104	95
XII. Diseases of the Skin and Subcutaneous Tissue (L00-L99)	85	33	52
Infections of the Skin and Subcutaneous Tissue (L00-L08)	32	11	21
L02 Cutaneous Abscess, Furuncle and Carbuncle	2	1	1
L03 Cellulitis	27	9	18
L08 Other Local Infections of Skin and Subcutaneous Tissue	3	1	2
Bullous Disorders (L10-L14)	9	1	8
L10 Pemphigus	4		4
L12 Pemphigoid	4	1	3
L13 Other Bullous Disorders	1		1

Cause of Death

Table 21. Deaths by Specific Underlying Cause, Wisconsin 2004			
Underlying Cause of Death	Total	Male	Female
Dermatitis and Eczema (L20-L30)	1		1
L30 Other Dermatitis	1		1
Urticaria and Erythema (L50-L54)	1	1	
L53 Other Erythematous Conditions	1	1	
Disorders of Skin Appendages (L60-L75)	1	1	
L73 Other Follicular Disorders	1	1	
Other Disorders of the Skin and Subcutaneous Tissue (L80-L99)	41	19	22
L89 Decubitus Ulcer	28	12	16
L93 Lupus Erythematosus	1		1
L97 Ulcer of Lower Limb, Not Elsewhere Classified	5	3	2
L98 Other Disorders of Skin and Subcutaneous Tissue, Not Elsewhere Classified	7	4	3
XIII. Diseases of the Musculoskeletal System and Connective Tissue (M00-M99)	293	92	201
Infectious Arthropathies (M00-M03)	9	3	6
M00 Pyogenic Arthritis	9	3	6
Inflammatory Polyarthropathies (M05-M14)	66	22	44
M05 Seropositive Rheumatoid Arthritis	8	7	1
M06 Other Rheumatoid Arthritis	47	12	35
M10 Gout	3	2	1
M13 Other Arthritis	8	1	7
Arthrosis (M15-M19)	19	4	15
M16 Coxarthrosis (Arthrosis of Hip)	2		2
M17 Gonarthrosis (Arthrosis of Knee)	1		1
M19 Other Arthrosis	16	4	12
Systemic Connective Tissue Disorders (M30-M36)	74	17	57
M30 Polyarteritis Nodosa and Related Conditions	1	1	
M31 Other Necrotizing Vasculopathies	15	2	13
M32 Systemic Lupus Erythematosus	21	6	15
M33 Dermatopolymyositis	6	2	4
M34 Systemic Sclerosis	21	3	18
M35 Other Systemic Involvement of Connective Tissue	10	3	7
Deforming Dorsopathies (M40-M43)	9	2	7
M40 Kyphosis and Lordosis	2		2
M41 Scoliosis	7	2	5
Spondylopathies (M45-M49)	5		5
M46 Other Inflammatory Spondylopathies	2		2
M47 Spondylosis	1		1
M48 Other Spondylopathies	2		2
Other Dorsopathies (M50-M54)	3	2	1
M50 Cervical Disc Disorders	1	1	

Cause of Death

Table 21. Deaths by Specific Underlying Cause, Wisconsin 2004

Underlying Cause of Death	Total	Male	Female
M51 Other Intervertebral Disc Disorders	1	1	
M54 Dorsalgia	1		1
Disorders of Muscles (M60-M63)	16	10	6
M60 Myositis	1		1
M62 Other Disorders of Muscle	15	10	5
Other Soft Tissue Disorders (M70-M79)	12	6	6
M72 Fibroblastic Disorders	10	5	5
M79 Other Soft Tissue Disorders, Not Elsewhere Classified	2	1	1
Disorders of Bone Density and Structure (M80-M85)	44	7	37
M80 Osteoporosis With Pathological Fracture	19	2	17
M81 Osteoporosis Without Pathological Fracture	18	3	15
M83 Adult Osteomalacia	1		1
M84 Disorders of Continuity of Bone	6	2	4
Other Osteopathies (M86-M90)	36	19	17
M86 Osteomyelitis	34	18	16
M88 Pagets Disease of Bone (Osteitis Deformans)	1	1	
M89 Other Disorders of Bone	1		1
XIV. Diseases of the Genitourinary System (N00-N99)	1,227	568	659
Glomerular Diseases (N00-N08)	13	7	6
N03 Chronic Nephritic Syndrome	3	1	2
N04 Nephrotic Syndrome	1	1	
N05 Unspecified Nephritic Syndrome	9	5	4
Renal Tubulo-Interstitial Diseases (N10-N16)	16	7	9
N12 Tubulo-Interstitial Nephritis, Not Specified As Acute Or Chronic	8	4	4
N13 Obstructive and Reflux Uropathy	7	2	5
N15 Other Renal Tubulo-Interstitial Diseases	1	1	
Renal Failure (N17-N19)	911	444	467
N17 Acute Renal Failure	148	64	84
N18 Chronic Renal Failure	321	165	156
N19 Unspecified Renal Failure	442	215	227
Urolithiasis (N20-N23)	6	1	5
N20 Calculus of Kidney and Ureter	6	1	5
Other Disorders of Kidney and Ureter (N25-N29)	13	11	2
N28 Other Disorders of Kidney and Ureter, Not Elsewhere Classified	13	11	2
Other Diseases of Urinary System (N30-N39)	246	85	161
N30 Cystitis	2	1	1
N31 Neuromuscular Dysfunction of Bladder, Not Elsewhere Classified	3		3
N32 Other Disorders of Bladder	8	2	6
N35 Urethral Stricture	1	1	
N39 Other Disorders of Urinary Tract	232	81	151

Cause of Death

Table 21. Deaths by Specific Underlying Cause, Wisconsin 2004			
Underlying Cause of Death	Total	Male	Female
Diseases of Male Genital Organs (N40-N51)	13	13	
N40 Hyperplasia of Prostate	11	11	
N41 Inflammatory Diseases of Prostate	1	1	
N42 Other Disorders of Prostate	1	1	
Disorders of Breast (N60-N64)	2		2
N63 Unspecified Lump in Breast	2		2
Inflammatory Diseases of Female Pelvic Organs (N70-N77)	3		3
N73 Other Female Pelvic Inflammatory Diseases	3		3
Noninflammatory Disorders of Female Genital Tract (N80-N98)	4		4
N81 Female Genital Prolapse	1		1
N82 Fistulae Involving Female Genital Tract	1		1
N83 Noninflammatory Disorders of Ovary/Fallopian Tube/Broad Ligament	1		1
N95 Menopausal and Other Perimenopausal Disorders	1		1
XV. Pregnancy, Childbirth and the Puerperium (O00-O99)	6		6
Complications of Labor and Delivery (O60-O75)	1		1
O72 Postpartum Hemorrhage	1		1
Complications Predominantly Related to the Puerperium (O85-O92)	2		2
O90 Complications of the Puerperium, Not Elsewhere Classified	2		2
Other Obstetric Conditions, Not Elsewhere Classified (O95-O99)	3		3
O96 Death From Any Obstetric Cause Occur. More Than 42 Days/Less Than 1 Yr After Delivery	3		3
XVI. Certain Conditions Originating in the Perinatal Period (P00-P96)	221	123	98
Fetus and Newborn Affected By Maternal Factors and Complications of Pregnancy, Labor and Delivery	35	22	13
P00 Fetus and Newborn Affected by Maternal Conditions Unrelated to Present Pregnancy	4	2	2
P01 Fetus and Newborn Affected By Maternal Complications of Pregnancy	19	14	5
P02 Fetus and Newborn Affected By Complications of Placenta, Cord and Membrane	7	5	2
P03 Fetus and Newborn Affected By Other Complications of Labor and Delivery	4	1	3
P04 Fetus and Newborn Affected by Noxious Influence Transmitted Via Placenta/Breast Milk	1		1
Disorders Related to Length of Gestation and Fetal Growth (P05-P08)	102	52	50
P05 Slow Fetal Growth and Fetal Malnutrition	2		2
P07 Disorders Related to Short Gestation and Low Birthweight, Not Elsewhere Classified	100	52	48
Respiratory and Cardiovascular Disorders Specific to Perinatal Period (P20-P29)	52	27	25
P21 Birth Asphyxia	5	4	1
P22 Respiratory Distress of Newborn	19	12	7
P23 Congenital Pneumonia	5	2	3
P24 Neonatal Aspiration Syndromes	1		1
P26 Pulmonary Hemorrhage Originating in the Perinatal Period	2		2

Cause of Death

Table 21. Deaths by Specific Underlying Cause, Wisconsin 2004

Underlying Cause of Death	Total	Male	Female
P27 Chronic Respiratory Disease Originating in the Perinatal Period	4	2	2
P28 Other Respiratory Conditions Originating in the Perinatal Period	8	4	4
P29 Cardiovascular Disorders Originating in the Perinatal Period	8	3	5
Infections Specific to Perinatal Period (P35-P39)	10	5	5
P35 Congenital Viral Diseases	1	1	
P36 Bacterial Sepsis of Newborn	8	4	4
P39 Other Infections Specific to the Perinatal Period	1		1
Hemorrhagic and Hematological Disorders of Fetus and Newborn (P50-P61)	12	10	2
P50 Fetal Blood Loss	1	1	
P52 Intracranial Nontraumatic Hemorrhage of Fetus and Newborn	11	9	2
Digestive System Disorders of Fetus and Newborn (P75-P78)	6	4	2
P77 Necrotizing Enterocolitis of Fetus and Newborn	6	4	2
Conditions Involving the Integument and Temperature Regulation of Fetus/Newborn (P80-P83)	3	2	1
P83 Other Conditions of Integument Specific to Fetus and Newborn	3	2	1
Other Disorders Originating In Perinatal Period (P90-P96)	1	1	
P96 Other Conditions Originating In the Perinatal Period	1	1	
XVII. Congenital Malformations/Deformations/Chromosomal Abnormalities (Q00-Q99)	187	90	97
Congenital Malformations of the Nervous System (Q00-Q07)	20	10	10
Q00 Anencephaly and Similar Malformations	4	1	3
Q01 Encephalocele	1	1	
Q02 Microcephaly	1		1
Q03 Congenital Hydrocephalus	1	1	
Q04 Other Congenital Malformations of Brain	8	4	4
Q05 Spina Bifada	3	1	2
Q07 Other Congenital Malformations of Nervous System	2	2	
Congenital Malformations of the Circulatory System (Q20-Q28)	64	36	28
Q21 Congenital Malformations of Cardiac Septa	14	7	7
Q22 Congenital Malformations of Pulmonary and Tricuspid Valves	3	1	2
Q23 Congenital Malformations of Aortic and Mitral Valves	2		2
Q24 Other Congenital Malformations of the Heart	29	20	9
Q25 Congenital Malformations of Great Arteries	4	2	2
Q27 Other Congenital Malformations of Peripheral Vascular System	9	5	4
Q28 Other Congenital Malformations of Circulatory System	3	1	2
Congenital Malformations of the Respiratory System (Q30-Q34)	11	3	8
Q31 Congenital Malformations of Larynx	1		1
Q32 Congenital Malformations of Trachea and Bronchus	1		1
Q33 Congenital Malformations of Lung	9	3	6

Cause of Death

Table 21. Deaths by Specific Underlying Cause, Wisconsin 2004

Underlying Cause of Death	Total	Male	Female
Other Congenital Malformations of the Digestive System (Q38-Q45)	6	3	3
Q43 Other Congenital Malformations of Intestine	3	2	1
Q44 Congenital Malformations of Gallbladder, Bile Ducts and Liver	3	1	2
Congenital Malformations of the Urinary System (Q60-Q64)	17	8	9
Q60 Renal Agenesis and Other Reduction Defects of Kidney	4	2	2
Q61 Cystic Kidney Disease	12	5	7
Q63 Other Congenital Malformations of Kidney	1	1	
Congenital Malformations and Deformations of the Musculoskeletal System (Q65-Q79)	9	2	7
Q67 Congenital Musculoskeletal Deformities of Head/Face/Spine/Chest	2		2
Q68 Other Congenital Musculoskeletal Deformities	1		1
Q75 Other Congenital Malformations of Skull and Face Bones	1		1
Q77 Osteochondrodysplasia with Defects of Growth Tubular Bones and Spine	1	1	
Q79 Congenital Malformations of the Musculoskeletal System, Not Elsewhere Classified	4	1	3
Other Congenital Malformations (Q80-Q89)	25	9	16
Q81 Epidermolysis Bullosa	1	1	
Q85 Phakomatoses, Not Elsewhere Classified	4	1	3
Q87 Other Specified Congenital Malformation Syndromes Affect Multiple Systems	7	2	5
Q89 Other Congenital Malformations, Not Elsewhere Classified	13	5	8
Chromosomal Abnormalities, Not Elsewhere Classified (Q90-Q99)	35	19	16
Q90 Downs Syndrome	19	10	9
Q91 Edwards Syndrome and Patau Syndrome	15	8	7
Q93 Monosomies and Deletions from the Autosomes, Not Elsewhere Classified	1	1	
XVIII. Symptoms, Signs and Abnormal Clinical Laboratory Findings, Not Elsewhere Classified (R00-R99)	182	87	95
Symptoms and Signs Involving the Circulatory and Respiratory Systems (R00-R09)	10	4	6
R02 Gangrene, Not Elsewhere Classified	1	1	
R06 Abnormalities of Breathing	3	1	2
R09 Other Symptoms and Signs Involving Circulatory and Respiratory System	6	2	4
Symptoms and Signs Involving the Digestive System and Abdomen (R10-R19)	4		4
R13 Dysphagia	1		1
R19 Other Symptoms and Signs Involving the Digestive System and Abdomen	3		3
Symptoms and Signs Involving the Skin and Subcutaneous Tissue (R20-R23)	1		1
R22 Localized Swelling, Mass and Lump of Skin and Subcutaneous Tissue	1		1
Symptoms and Signs Involving the Nervous and Musculoskeletal Systems (R25-R29)	1		1
R29 Other Symptoms and Signs Involving the Nervous and Musculoskeletal System	1		1
General Symptoms and Signs (R50-R69)	66	26	40
R53 Malaise and Fatigue	4		4
R54 Senility	12	4	8

Cause of Death

Table 21. Deaths by Specific Underlying Cause, Wisconsin 2004

Underlying Cause of Death	Total	Male	Female
R56 Convulsions, Not Elsewhere Classified	15	10	5
R57 Shock, Not Elsewhere Classified	5	4	1
R58 Hemorrhage, Not Elsewhere Classified	6	3	3
R60 Edema, Not Elsewhere Classified	2		2
R62 Lack of Expected Normal Physiological Development	12	3	9
R63 Symptoms and Signs Concerning Food and Fluid Intake	4	2	2
R64 Cachexia	6		6
Abnormal Findings On Exam of Blood, Without Diagnosis (R70-R79)	1	1	
R75 Lab Evidence of HIV	1	1	
Abnormal Findings On Diagnostic Imaging and In Function Studies, Without Diagnosis (R90-R94)	2		2
R91 Abnormal Findings On Diagnostic Imaging of Lung	2		2
Ill-Defined and Unknown Causes of Mortality (R95-R99)	97	56	41
R95 Sudden Infant Death Syndrome	54	29	25
R96 Other Sudden Death, Cause Unknown	1		1
R99 Other Ill-Defined and Unspecified Causes of Mortality	42	27	15
XX. External Causes of Morbidity and Mortality (V01-Y89)	3,181	2,039	1,142
Pedestrian Injured In Transport Accident (V01-V09)	63	38	25
V02 Pedestrian Injured in Collision with 2 Or 3 Wheeled Motor Vehicle	1		1
V03 Pedestrian Injured in Collision with Car, Pick-Up Truck or Van	50	28	22
V04 Pedestrian Injured in Collision with Heavy Transport Vehicle or Bus	3	2	1
V05 Pedestrian Injured in Collision with Railway Train Or Railway Vehicle	4	4	
V09 Pedestrian Injured in Other and Unspecified Transport Accidents	5	4	1
Pedal Cyclist Injured In Transport Accident (V10-V19)	17	17	
V13 Pedal Cyclist Injured in Collision with Car, Pick-Up Truck or Van	11	11	
V14 Pedal Cyclist Injured in Collision with Heavy Transport Vehicle or Bus	1	1	
V18 Pedal Cyclist Injured in Non-collision Transport Accident	4	4	
V19 Pedal Cyclist Injured in Other and Unspecified Transport Accidents	1	1	
Motorcycle Rider Injured In Transport Accident (V20-V29)	81	77	4
V20 Motorcycle Rider Injured in Collision with Pedestrian Or Animal	10	9	1
V22 Motorcycle Rider Injured in Collision with 2 Or 3 Wheeled Motor Vehicle	3	3	
V23 Motorcycle Rider Injured in Collision with Car, Pick-Up Truck or Van	23	21	2
V24 Motorcycle Rider Injured in Collision with Heavy Transport Vehicle or Bus	2	2	
V27 Motorcycle Rider Injured in Collision with Fixed or Stationary Object	16	16	
V28 Motorcycle Rider Injured in Non-collision Transport Accident	25	25	
V29 Motorcycle Rider Injured in Other and Unspecified Transport Accidents	2	1	1
Car Occupant Injured In Transport Accident (V40-V49)	434	261	173
V40 Car Occupant Injured in Collision with Pedestrian Or Animal	1	1	
V43 Car Occupant Injured in Collision with Car/Pick-Up Truck/Van	172	92	80
V44 Car Occupant Injured in Collision with Heavy Transport Vehicle Or Bus	48	21	27

Cause of Death

Table 21. Deaths by Specific Underlying Cause, Wisconsin 2004			
Underlying Cause of Death	Total	Male	Female
V45 Car Occupant Injured in Collision with Railway Train/Railway Vehicle	2	2	
V47 Car Occupant Injured in Collision with Fixed Or Stationary Object	94	68	26
V48 Car Occupant Injured in Non-collision Transport Accident	101	67	34
V49 Car Occupant Injured in Other and Unspecified Transport Accidents	16	10	6
Occupant of Pick-Up Truck Or Van Injured In Transport Accident (V50-V59)	127	98	29
V53 Occupant/Pick-Up Truck/Van Injured In Collision with Car/Pick-Up Truck/Van	34	22	12
V54 Occupant/Pick-Up Truck/Van Injured In Collision with Heavy Transport Vehicle/Bus	13	9	4
V55 Occupant/Pick-Up Truck/Van Injured In Collision with Railway Train/Rail Vehicle	1	1	
V57 Occupant/Pick-Up Truck/Van Injured In Collision with Fixed or Stationary Object	20	18	2
V58 Occupant/Pick-Up Truck/Van Injured In Non-Collision Transport Accident	55	44	11
V59 Occupant/Pick-Up Truck/Van Injured In Other and Unspecified Transport Accident	4	4	
Occupant of Heavy Transport Vehicle Injured In Transport Accident (V60-V69)	6	5	1
V63 Occupant/Heavy Transport Vehicle Injured In Collision with Car/Pick-Up Truck/Van	1		1
V64 Occupant/Heavy Transport Vehicle Injured In Collision with Heavy Transport Vehicle or Bus	1	1	
V67 Occupant/Heavy Transport Vehicle Injured In Collision with Fixed or Stationary Object	1	1	
V68 Occupant/Heavy Transport Vehicle Injured In NonCollision Transport Accident	3	3	
Other Land Transport Accidents (V80-V89)	84	63	21
V80 Animal-Rider or Occupant of Animal-Drawn Vehicle Injured In Transport Accident	3	1	2
V84 Occupant/Special Vehicle Mainly Used In Agriculture Injured in Transport Accident	1	1	
V86 Occupant/Special All-Terrain/Other MV Designed Off-Road Use Injured/Transport Accident	33	30	3
V87 Traffic Accident of Specified Type But Victims Mode of Transport Unknown	15	10	5
V89 Motor or Non-motor Vehicle Accident, Type of Vehicle Unspecified	32	21	11
Water Transport Accidents (V90-V94)	10	8	2
V90 Accident to Watercraft Causing Drowning and Submersion	6	5	1
V91 Accident to Watercraft Causing Other Injury	1	1	
V92 Water Transport-Related Drowning and Submersion Without Accident to Watercraft	2	1	1
V94 Other and Unspecified Water Transport Accidents	1	1	
Air and Space Transport Accidents (V95-V97)	3	3	
V95 Accident to Powered Aircraft Causing Injury to Occupant	3	3	
Falls (W00-W19)	789	352	437
W00 Fall On Same Level Involving Ice and Snow	10	7	3

Cause of Death

Table 21. Deaths by Specific Underlying Cause, Wisconsin 2004

Underlying Cause of Death	Total	Male	Female
W01 Fall On Same Level From Slipping, Tripping and Stumbling	41	14	27
W03 Other Fall On Same Level Due to Collision With, or Pushing by Another Person	3	1	2
W04 Fall While Being Carried or Supported By Other Persons	1		1
W05 Fall Involving Wheelchair	28	10	18
W06 Fall Involving Bed	43	17	26
W07 Fall Involving Chair	22	6	16
W08 Fall Involving Other Furniture	5	2	3
W10 Fall On and from Stairs and Steps	69	41	28
W11 Fall On and from Ladder	8	8	
W12 Fall On and from Scaffolding	1	1	
W13 Fall From, Out of or Through Building Or Structure	9	6	3
W14 Fall From Tree	5	5	
W15 Fall From Cliff	1	1	
W16 Diving/Jumping Into Water Causing Injury Other Than Drowning/Submersion	1		1
W17 Other Fall From One Level to Another	7	3	4
W18 Other Fall On Same Level	225	100	125
W19 Unspecified Fall	310	130	180
Exposure to Inanimate Mechanical Forces (W20-W49)	61	58	3
W20 Struck By Thrown, Projected or Falling Object	12	12	
W23 Caught, Crushed, Jammed or Pinched in or Between Objects	4	4	
W24 Contact with Lifting and Transmission Devices, Not Elsewhere Classified	6	5	1
W28 Contact with Powered Lawnmower	3	3	
W30 Contact with Agricultural Machinery	11	11	
W31 Contact with Other and Unspecified Machinery	15	14	1
W32 Handgun Discharge	2	2	
W33 Rifle, Shotgun and Larger Firearm Discharge	2	2	
W34 Discharge From Other and Unspecified Firearms	2	1	1
W36 Explosion and Rupture of Gas Cylinder	1	1	
W39 Discharge of Firework	1	1	
W40 Explosion of Other Materials	1	1	
W44 Foreign Body Entering Into or Through Eye or Natural Orifice	1	1	
Exposure to Animate Mechanical Forces (W50-W64)	6	6	
W55 Bitten or Struck By Other Mammals	6	6	
Accidental Drowning and Submersion (W65-W74)	49	40	9
W65 Drowning and Submersion While In Bathtub	3	3	
W67 Drowning and Submersion While in Swimming Pool	4	3	1
W68 Drowning and Submersion Following Fall into Swimming Pool	1	1	
W69 Drowning and Submersion While in Natural Water	24	20	4
W70 Drowning and Submersion Following Fall into Natural Water	4	3	1

Cause of Death

Table 21. Deaths by Specific Underlying Cause, Wisconsin 2004

Underlying Cause of Death	Total	Male	Female
W73 Other Specified Drowning and Submersion	3	1	2
W74 Unspecified Drowning and Submersion	10	9	1
Other Accidental Threats to Breathing (W75-W84)	87	51	36
W75 Accidental Suffocation and Strangulation in Bed	12	4	8
W76 Other Accidental Hanging and Strangulation	3	3	
W78 Inhalation of Gastric Contents	4	1	3
W79 Inhalation and Ingestion of Food Causing Obstruction of Respiratory Tract	22	14	8
W80 Inhalation and Ingestion of Other Objects Causing Obstruction of Respiratory Tract	33	20	13
W83 Other Specified Threats To Breathing	1	1	
W84 Unspecified Threat to Breathing	12	8	4
Exposure to Electric Current/Radiation/Extreme Ambient Air Temperature and Pressure (W85-W99)	3	2	1
W85 Exposure to Electric Transmission Lines	1	1	
W87 Exposure to Unspecified Electric Current	1	1	
W92 Exposure to Excessive Heat of Man-Made Origin	1		1
Exposure to Smoke, Fire and Flames (X00-X09)	52	29	23
X00 Exposure to Uncontrolled Fire in Building or Structure	42	23	19
X03 Exposure to Controlled Fire, Not in Building/Structure	4	4	
X04 Exposure to Ignition of Highly Flammable Material	1	1	
X05 Exposure to Ignition or Melting of Nightwear	1		1
X06 Exposure to Ignition or Melting of Other Clothing and Apparel	1		1
X09 Exposure to Unspecified Smoke, Fire and Flames	3	1	2
Contact With Heat and Hot Substances (X10-X19)	1	1	
X16 Contact with Hot Heating Appliances, Radiators and Pipes	1	1	
Contact With Venomous Animals and Plants (X20-X29)	1		1
X25 Contact with Other Specified Venomous Arthropods	1		1
Exposure to Forces of Nature (X30-X39)	22	13	9
X30 Exposure to Excessive Natural Heat	2	1	1
X31 Exposure to Excessive Natural Cold	18	11	7
X37 Victim of Cataclysmic Storm	1	1	
X38 Victim of Flood	1		1
Accidental Poisoning By and Exposure to Noxious Substances (X40-X49)	318	208	110
X40 Accidental Poisoning by and Exposure to Nonopioid Analgesics, Antipyretics and Antirheumatics	4	1	3
X41 Accidental Poisoning by and Exposure to Antiepileptic, Sedative-Hypnotic, Antiparkinsonism and Psychotropic Drugs, Not Elsewhere Classified	14	5	9
X42 Accidental Poisoning by and Exposure to Narcotics and Psychodysleptics (Hallucinogens), Not Elsewhere Classified	162	118	44
X44 Accidental Poisoning by and Exposure to Other and Unspecified Drugs, Medicaments and Biological Substances	118	67	51
X45 Accidental Poisoning by and Exposure to Alcohol	4	3	1

Cause of Death

Table 21. Deaths by Specific Underlying Cause, Wisconsin 2004

Underlying Cause of Death	Total	Male	Female
X46 Accidental Poisoning/Exposure to Organic Solvents/Halogenated Hydrocarbons/Their Vapors	1	1	
X47 Accidental Poisoning by and Exposure to Other Gases and Vapors	13	11	2
X49 Accidental Poisoning/Exposure to Other and Unspecified Chemicals and Noxious Substances	2	2	
Overexertion, Travel and Privation (X50-X57)	1		1
X50 Overexertion and Strenuous or Repetitive Movements	1		1
Accidental Exposure to Other and Unspecified Factors (X58-X59)	27	12	15
X59 Exposure to Unspecified Factor	27	12	15
Intentional Self-Harm (X60-X84)	656	501	155
X60 Intentional Self-Poisoning By and Exposure to Nonopioid Analgesics, Antipyretics and Antirheumatics	10	3	7
X61 Intentional Self-Poisoning By and Exposure to Antiepileptic, Sedative-Hypnotic, Antiparkinsonism and Psychotropic Drugs, Not Elsewhere Classified	34	14	20
X62 Intentional Self-Poisoning By and Exposure to Narcotics and Psychodysleptics (Hallucinogens), Not Elsewhere Classified	5	5	
X63 Intentional Self-Poisoning By and Exposure to Other Drugs Acting on the Autonomic Nervous System	1		1
X64 Intentional Self-Poisoning By and Exposure to Other and Unspecified Drugs, Medicaments and Biological Substances	52	21	31
X66 Intentional Self-Poisoning By and Exposure to Organic Solvents, Halogenated Hydrocarbons and Their Vapors	2	2	
X67 Intentional Self-Poisoning By and Exposure to Other Gases and Vapors	45	36	9
X69 Intentional Self-Poisoning By and Exposure to Other and Unspecified Chemicals and Noxious Substances	1	1	
X70 Intentional Self-Harm By Hanging, Strangulation and Suffocation	156	120	36
X71 Intentional Self-Harm By Drowning and Submersion	4	2	2
X72 Intentional Self-Harm By Handgun Discharge	152	126	26
X73 Intentional Self-Harm By Rifle, Shotgun and Larger Firearm Discharge	134	126	8
X74 Intentional Self-Harm By Other and Unspecified Firearm Discharge	19	16	3
X76 Intentional Self-Harm By Smoke, Fire and Flames	4	3	1
X78 Intentional Self-Harm By Sharp Object	10	10	
X80 Intentional Self-Harm By Jumping from a High Place	13	8	5
X81 Intentional Self-Harm By Jumping or Lying Before Moving Object	2	1	1
X82 Intentional Self-Harm By Crashing of Motor Vehicle	8	5	3
X83 Intentional Self-Harm By Other Specified Means	2	2	
X84 Intentional Self-Harm By Unspecified Means	2		2
Assault (X85-Y09)	149	113	36
X85 Assault by Drugs, Medicaments and Biological Substances	1		1
X91 Assault by Hanging, Strangulation and Suffocation	8	2	6
X93 Assault by Handgun Discharge	65	55	10
X94 Assault by Rifle, Shotgun and Larger Firearm Discharge	13	9	4
X95 Assault by Other and Unspecified Firearm Discharge	14	11	3

Cause of Death

Table 21. Deaths by Specific Underlying Cause, Wisconsin 2004			
Underlying Cause of Death	Total	Male	Female
X99 Assault by Sharp Object	19	11	8
Y00 Assault by Blunt Object	3	3	
Y04 Assault by Bodily Force	3	2	1
Y06 Neglect and Abandonment	1	1	
Y07 Other Maltreatment Syndromes	8	7	1
Y08 Assault by Other Specified Means	4	3	1
Y09 Assault by Unspecified Means	10	9	1
Event of Undetermined Intent (Y10-Y34)	60	34	26
Y11 Poisoning By and Exposure to Antiepileptic, Sedative-Hypnotic, Antiparkinsonism and Psychotropic Drugs, Not Elsewhere Classified, Undetermined Intent	6	4	2
Y12 Poisoning By and Exposure to Narcotics and Psychodysleptics (Hallucinogens), Not Elsewhere Classified, Undetermined Intent	7	5	2
Y14 Poisoning By and Exposure to Other and Unspecified Drugs, Medicaments and Biological Substances, Undetermined Intent	21	9	12
Y17 Poisoning By and Exposure to Other Gases and Vapors, Undetermined Intent	1	1	
Y20 Hanging, Strangulation and Suffocation, Undetermined Intent	3	3	
Y21 Drowning and Submersion, Undetermined Intent	6	5	1
Y22 Handgun Discharge, Undetermined Intent	3	2	1
Y24 Other and Unspecified Firearm Discharge, Undetermined Intent	1		1
Y26 Exposure to Smoke, Fire and Flames, Undetermined Intent	2	1	1
Y30 Falling, Jumping Or Pushed From A High Place, Undetermined Intent	2	1	1
Y31 Falling, Lying or Running Before or Into Moving Object, Undetermined Intent	1	1	
Y32 Crashing of Motor Vehicle, Undetermined Intent	2	1	1
Y33 Other Specified Events, Undetermined Intent	2		2
Y34 Unspecified Event, Undetermined Intent	3	1	2
Legal Intervention and Operations Of War (Y35-Y36)	3	3	
Y35 Legal Intervention	2	2	
Y36 Operations of War	1	1	
Complications of Medical and Surgical Care (Y40-Y44)	8	5	3
Y40 Systemic Antibiotics	1	1	
Y44 Agents Primarily Affecting Blood Constituents	1	1	
Y45 Analgesics, Antipyretics and Anti-Inflammatory Drugs	1		1
Y46 Antiepileptics and Antiparkinsonism Drugs	1	1	
Y49 Psychotropic Drugs, Not Elsewhere Classified	1	1	
Y57 Other and Unspecified Drugs and Medicaments	3	1	2
Misadventures to Patients During Surgical and Medical Care (Y60-Y69)	6	3	3
Y60 Unintentional Cut, Puncture, Perforation or Hemorrhage During Surgical and Medical Care	6	3	3

Cause of Death

Table 21. Deaths by Specific Underlying Cause, Wisconsin 2004

Underlying Cause of Death	Total	Male	Female
Surgical and Other Medical Procedures As Cause of Abnormal Reaction of the Patient, or of Later Complication, Without Mention of Misadventure at the Time of the Procedure (Y83-Y84)	23	14	9
Y83 Surgical Operation and Other Surgical Procedures as Cause of Abnormal Reaction of Patient, or of Later Complication Without Mention of Misadventure at the Time of the Procedure	17	13	4
Y84 Other Medical Procedures as Cause of Abnormal Reaction of Patient, or of Later Complication, Without Mention of Misadventure at the Time of the Procedure	6	1	5
Sequelae of External Causes of Morbidity and Mortality (Y85-Y89)	34	24	10
Y85 Sequelae of Transport Accidents	10	9	1
Y86 Sequelae of Other Accidents	21	13	8
Y88 Sequelae of Surgical and Medical Care As External Cause	1		1
Y89 Sequelae of Other External Causes	2	2	
Source: Bureau of Health Information and Policy, Division of Public Health, Department of Health and Family Services. Note: Underlying cause of death is the disease or injury that initiated events resulting in death.			

Technical Notes

Reporting Requirements

As specified in Chapter 69, Wisconsin Statutes, the following is a brief outline of the sequence of events that take place when a death occurs in Wisconsin:

- Within 24 hours after being notified of a death, the filing party (usually a funeral director) must present a certificate of death to the physician or medical examiner responsible for completing and signing the medical certification.
- The medical certifier has six days after pronouncement of death to return the certificate of death back to the filing party.
- Within two days after receipt of the medical certification, the filing party must present the death certificate to the registration district (local Register of Deeds or City Health Office).
- There should be no more than nine calendar days total from date of death until filing at a local office.
- The local Register of Deeds or City Health Office must transmit the death certificate to the State Registrar within ten working days (not including weekends) after its receipt from the filing party.
- State statute allows up to 21 days from the date of death for notification to the State Registrar.

International Classification of Disease (ICD-10) Codes

Causes of death for deaths that occurred in 2004 have been coded according to the World Health Organization's *International Classification of Diseases—Tenth Revision* (Geneva, Switzerland, 1992). This classification system is the current standard used by the National Center for Health Statistics. All of the cause-of-death groupings utilized in this report were recommended for state use by the National Center for Health Statistics and the World Health Organization.

Listed below are the ICD-10 codes used for ranking leading causes of death in Tables 11, 12, 13, 17, 18 and 19 (List A). Please note that different groupings are used for ranking leading causes of infant deaths (age less than one year) in Tables 11, 12 and 13 (List B).

List A

- Salmonella Infections (A01-A02)
- Shigellosis and Amebiasis (A03, A06)
- Tuberculosis (A16-A19)
- Whooping Cough (A37)
- Scarlet Fever and Erysipelas (A38, A46)
- Meningococcal Infection (A39)
- Septicemia (A40-A41)
- Syphilis (A50-A53)
- Acute Poliomyelitis (A80)
- Arthropod-Borne Viral Encephalitis (A83-A84, A85.2)
- Measles (B05)
- Viral Hepatitis (B15-B19)
- Human Immunodeficiency Virus (HIV) Disease (B20-B24)
- Malaria (B50-B54)
- Malignant Neoplasms (Cancer) (C00-C97)
- In Situ Neoplasms, Benign Neoplasms and Neoplasms of Uncertain or Unknown Behavior (D00-D48)
- Anemias (D50-D64)
- Diabetes Mellitus (E10-E14)
- Nutritional Deficiencies (E40-E64)
- Meningitis (G00, G03)
- Parkinson's Disease (G20-G21)
- Alzheimer's Disease (G30)
- Diseases of the Heart (I00-I09, I11, I13, I20-I51)
- Primary Hypertension and Hypertensive Renal Disease (I10, I12)
- Cerebrovascular Diseases (Stroke) (I60-I69)
- Atherosclerosis (I70)
- Aortic Aneurysm and Dissection (I71)
- Influenza and Pneumonia (J10-J18)
- Acute Bronchitis and Bronchiolitis (J20-J21)
- Chronic Lower Respiratory Diseases (J40-J47)
- Pneumoconioses and Chemical Effects (J60-J66, J68)
- Pneumonitis Due to Solids and Liquids (J69)
- Peptic Ulcer (K25-K28)
- Diseases of Appendix (K35-K38)
- Hernia (K40-K46)

Chronic Liver Disease and Cirrhosis (K70, K73-K74)
Cholelithiasis and Other Disorders of Gallbladder (K80-K82)
Nephritis, Nephrotic Syndrome and Nephrosis (N00-N07, N17-N19, N25-N27)
Infections of Kidney (N10-N12, N13.6, N15.1)
Hyperplasia of Prostate (N40)
Inflammatory Disease of Female Pelvic Organs (N70-N76)
Pregnancy, Childbirth and the Puerperium (O00-O99)
Certain Conditions Originating in the Perinatal Period (P00-P96)
Congenital Malformations, Deformations and Chromosomal Abnormalities (Q00-Q99)
Accidents (excluding medical/surgical complications) (V01-X59, Y85-Y86)
Intentional Self-Harm (Suicide) (U03, X60-X84, Y87.0)
Assault (Homicide) (U01-U02, X85-Y09, Y87.1)
Legal Intervention (Y35, Y89.0)
Operations of War and Their Sequelae (Y36, Y89.1)
Complications of Medical and Surgical Care (Y40-Y84, Y88)
All Other (All Other Codes)

List B (used for Tables 11, 12 and 13 for infants only)

Diarrhea and Gastroenteritis of Presumed Infectious Origin (A09)
Tuberculosis (A16-A19)
Tetanus (A33, A35)
Diphtheria (A36)
Whooping Cough (A37)
Meningococcal Infection (A39)
Septicemia (A40-A41)
Congenital Syphilis (A50)
Gonococcal Infection (A54)
Acute Poliomyelitis (A80)
Varicella (Chickenpox) (B01)
Measles (B05)
Human Immunodeficiency Virus (HIV) Disease (B20-B24)
Mumps (B26)
Candidiasis (B37)
Malaria (B50-B54)
Pneumocystosis (B59)
Malignant Neoplasms (C00-C97)
In Situ Neoplasms, Benign Neoplasms and Neoplasms of Uncertain or Unknown Behavior (D00-D48)
Diseases of the Blood and Blood-Forming Organs and Certain Disorders Involving the Immune Mechanism (D50-D89)
Short Stature, Not Elsewhere Classified (E34.3)
Nutritional Deficiencies (E40-E64)
Cystic Fibrosis (E84)
Volume Depletion, Disorders of Fluid, Electrolyte and Acid-Base Balance (E86-E87)
Meningitis (G00, G03)
Infantile Spinal Muscular Atrophy, Type I (Werdnig-Hoffman) (G12.0)
Infantile Cerebral Palsy (G80)
Anoxic Brain Damage, Not Elsewhere Classified (G93.1)
Diseases of the Ear and Mastoid Process (H60-H93)

Diseases of the Circulatory System (I00-I99)
Acute Upper Respiratory Infections (J00-J06)
Influenza and Pneumonia (J10-J18)
Acute Bronchitis and Acute Bronchiolitis (J20-J21)
Bronchitis, Chronic and Unspecified (J40-J42)
Asthma (J45-J46)
Pneumonitis Due to Solids and Liquids (J69)
Gastritis, Duodenitis and Noninfective Enteritis and Colitis (K29, K50-K55)
Hernia of Abdominal Cavity and Intestinal Obstruction Without Hernia (K40-K46, K56)
Renal Failure and Other Disorders of Kidney (N17-N19, N25, N27)
Newborn Affected by Maternal Hypertensive Disorders (P00.0)
Newborn Affected by Other Maternal Conditions Which May be Unrelated to Present Pregnancy (P00.1-P00.9)
Newborn Affected by Maternal Complications of Pregnancy (P01)
Newborn Affected by Complications of Placenta, Cord and Membranes (P02)
Newborn Affected by Other Complications of Labor and Delivery (P03)
Newborn Affected by Noxious Influences Transmitted Via Placenta or Breast Milk (P04)
Slow Fetal Growth and Fetal Malnutrition (P05)
Disorders Related to Short Gestation and Low Birth Weight, Not Elsewhere Classified (P07)
Disorders Related to Long Gestation and High Birth Weight (P08)
Birth Trauma (P10-P15)
Intrauterine Hypoxia and Birth Asphyxia (P20-P21)
Respiratory Distress of Newborn (P22)
Congenital Pneumonia (P23)
Neonatal Aspiration Syndromes (P24)
Interstitial Emphysema and Related Conditions Originating in the Perinatal Period (P25)
Pulmonary Hemorrhage Originating in the Perinatal Period (P26)
Chronic Respiratory Disease Originating in the Perinatal Period (P27)
Atelectasis (P28.0-P28.1)
Bacterial Sepsis of Newborn (P36)
Omphalitis of Newborn With or Without Mild Hemorrhage (P38)
Neonatal Hemorrhage (P50-P52, P54)
Hemorrhagic Disease of Newborn (P53)
Hemolytic Disease of Newborn Due to Isoimmunization and Other Perinatal Jaundice (P55-P59)
Hematological Disorders (P60-P61)
Syndrome of Infant of a Diabetic Mother and Neonatal Diabetes Mellitus (P70.0-P70.2)
Necrotizing Enterocolitis of Newborn (P77)
Hydrops Fetalis Not Due to Hemolytic Disease (P83.2)
Congenital Malformations, Deformations and Chromosomal Abnormalities (Q00-Q99)
Sudden Infant Death Syndrome (R95)
Accidents (excluding medical/surgical complications) (V01-X59)
Assault (Homicide) (U01-U02, X85-Y09)
Complications of Medical and Surgical Care (Y40-Y84)
All Other (All Other Codes)

International Classification of Disease (ICD-10) codes used for groupings in Table 10:

Tuberculosis (A16-A19)
Syphilis (A50-A53)
Human Immunodeficiency Virus (HIV) Disease (B20-B24)
Malignant Neoplasms (Cancer) (C00-C97)
Diabetes Mellitus (E10-E14)
Alzheimer's Disease (G30)
Diseases of the Heart (I00-I09, I11, I13, I20-I51)
Primary Hypertension and Hypertensive Renal Disease (I10, I12)
Cerebrovascular Diseases (Stroke) (I60-I69)
Atherosclerosis (I70)
Other Diseases of Circulatory System (I71-I78)
Influenza and Pneumonia (J10-J18)
Chronic Lower Respiratory Diseases (J40-J47)
Peptic Ulcer (K25-K28)
Chronic Liver Disease and Cirrhosis (K70, K73-K74)
Nephritis, Nephrotic Syndrome and Nephrosis (N00-N07, N17-N19, N25-N27)
Pregnancy, Childbirth and the Puerperium (O00-O99)
Certain Conditions Originating in the Perinatal Period (P00-P96)
Congenital Malformations, Deformations and Chromosomal Abnormalities (Q00-Q99)
Sudden Infant Death Syndrome (R95)
Symptoms, Signs and Abnormal Clinical and Laboratory Findings,
Not Elsewhere Classified (R00-R94, R96-R99)
Motor Vehicle Accidents (V02-V04, V09.0, V09.2, V12-V14, V19.0-V19.2, V19.4-V19.6,
V20-V79, V80.3-V80.5, V81.0-V81.1, V82.0-V82.1, V83-V86, V87.0-V87.8,
V88.0-V88.8, V89.0, V89.2)
All Accidents (except motor vehicle) (V01, V05-V06, V09.1, V09.3-V09.9, V10-V11,
V15-V18, V19.3, V19.8-V19.9, V800-V802, V80.6-V80.9, V81.2-V81.9,
V82.2-V82.9, V87.9, V88.9, V89.1, V89.3, V89.9, V90-X59, Y40-Y86, Y88)
Intentional Self-Harm (Suicide) (U03, X60-X84, Y87.0)
Assault (Homicide) (U01-U02, X85-Y09, Y87.1)
All Other External Causes (Y10-Y36, Y89, Y87.2)
All Other Diseases (All Other Disease Codes)

International Classification of Disease (ICD-10) codes used for groupings in Tables 14, 15, 16 and 20:

Tuberculosis (A16-A19)
Syphilis (A50-A53)
Human Immunodeficiency Virus (HIV) Disease (B20-B24)
Malignant Neoplasms (Cancer) (C00-C97)
Malignant Neoplasm of Stomach (C16)
Malignant Neoplasms of Colon, Rectum and Anus (C18-C21)
Malignant Neoplasm of Pancreas (C25)
Malignant Neoplasms of Trachea, Bronchus and Lung (C33-C34)
Malignant Neoplasm of Breast (C50)
Malignant Neoplasms of Cervix Uteri, Corpus Uteri and Ovary (C53-C56)
Malignant Neoplasm of Prostate (C61)
Malignant Neoplasms of Urinary Tract (C64-C68)

Technical Notes

Non-Hodgkin's Lymphoma (C82-C85)
Leukemia (C91-C95)
Other Malignant Neoplasms (C00-C15, C17, C22-C24, C26-C32, C37-C49,
C51-C52, C57-C60, C62-C63, C69-C81, C88, C90, C96-C97)
Diabetes Mellitus (E10-E14)
Alzheimer's Disease (G30)
Major Cardiovascular Diseases (I00-I78)
 Diseases of the Heart (I00-I09, I11, I13, I20-I51)
 Hypertensive Heart Disease With or Without Renal Disease (I11, I13)
 Ischemic Heart Diseases (I20-I25)
 Other Diseases of the Heart (I00-I09, I26-I51)
 Primary Hypertension and Hypertensive Renal Disease (I10, I12)
 Cerebrovascular Diseases (Stroke) (I60-I69)
 Atherosclerosis (I70)
 Other Diseases of Circulatory System (I71-I78)
Influenza and Pneumonia (J10-J18)
Chronic Lower Respiratory Diseases (J40-J47)
Peptic Ulcer (K25-K28)
Chronic Liver Disease and Cirrhosis (K70, K73-K74)
Nephritis, Nephrotic Syndrome and Nephrosis (N00-N07, N17-N19, N25-N27)
Pregnancy, Childbirth and the Puerperium (O00-O99)
Certain Conditions Originating in the Perinatal Period (P00-P96)
Congenital Malformations, Deformations and Chromosomal Abnormalities (Q00-Q99)
Sudden Infant Death Syndrome (R95)
Symptoms, Signs and Abnormal Clinical and Laboratory Findings,
 Not Elsewhere Classified (R00-R94, R96-R99)
All Other Diseases (All Other Disease Codes)
Motor Vehicle Accidents (V02-V04, V09.0, V09.2, V12-V14, V19.0-V19.2, V19.4-V19.6,
V20-V79, V80.3-V80.5, V81.0-V81.1, V82.0-V82.1, V83-V86, V87.0-V87.8,
V88.0-V88.8, V89.0, V89.2)
All Accidents (except motor vehicle) (V01, V05-V06, V09.1, V09.3-V09.9, V10-V11,
V15-V18, V19.3, V19.8-V19.9, V80.0-V80.2, V80.6-V80.9, V81.2-V81.9,
V82.2-V82.9, V87.9, V88.9, V89.1, V89.3, V89.9, V90-X59, Y40-Y86, Y88)
Intentional Self-Harm (Suicide) (U03, X60-X84, Y87.0)
Assault (Homicide) (U01-U02, X85-Y09, Y87.1)
All Other External Causes (Y10-Y36, Y89, Y87.2)

Map 2. Wisconsin Department of Health and Family Services Regions, 2004



Source: Bureau of Health Information and Policy, Division of Public Health, Department of Health and Family Services.

Note: New Department of Health and Family Services regions were established in July, 1996 and again in February 2004. Effective with 2003 data, Vernon County was included in the Southern Region instead of the Western Region. Comparisons with regional data in previous publications may therefore be affected.

Table A1. Wisconsin Population Estimates by Age and Sex, July 1, 2004

Age Group	Total	Male	Female
All Ages	5,539,190	2,741,940	2,797,250
Under 1	70,131	35,983	34,147
1-4	269,810	138,700	131,110
5-9	345,600	176,630	168,970
10-14	387,440	198,480	188,960
15-19	409,070	209,480	199,590
20-24	410,840	209,500	201,340
25-29	350,910	180,550	170,360
30-34	348,380	177,410	170,970
35-39	390,560	197,040	193,520
40-44	453,570	226,920	226,650
45-49	440,920	221,490	219,430
50-54	389,520	195,730	193,790
55-59	315,080	156,930	158,150
60-64	237,640	115,370	122,270
65-69	187,200	88,900	98,300
70-74	163,550	73,890	89,660
75-79	148,940	64,410	84,530
80-84	108,170	41,330	66,840
85-89	73,480	23,660	49,820
90-94	30,090	7,910	22,180
95 +	8,070	1,720	6,350

Source: Bureau of Health Information and Policy, Division of Public Health, Department of Health and Family Services.

Note: Numbers may not sum to total due to rounding.
 The infant (under age 1) figures are the number of live births to Wisconsin residents that occurred in 2004. Included in the total for infants is one infant whose sex was unknown.

Table A2. Wisconsin Population Estimates by Age and Sex, July 1, 2003

Age Group	Total	Male	Female
All Ages	5,498,350	2,720,460	2,777,890
Under 1	69,999	35,710	34,289
1-4	270,811	138,880	131,931
5-9	355,760	181,950	173,800
10-14	397,840	204,030	193,810
15-19	409,410	209,560	199,860
20-24	404,280	206,320	197,960
25-29	335,620	172,670	162,940
30-34	353,980	180,030	173,950
35-39	399,340	200,930	198,410
40-44	452,470	226,430	226,040
45-49	430,820	216,420	214,400
50-54	376,350	189,560	186,790
55-59	297,920	147,960	149,960
60-64	228,380	110,810	117,570
65-69	184,120	87,140	96,980
70-74	166,660	75,720	90,950
75-79	147,650	63,000	84,650
80-84	110,110	41,280	68,830
85-89	70,350	22,790	47,560
90-94	28,790	7,620	21,170
95 +	7,720	1,660	6,060

Source: Bureau of Health Information and Policy, Division of Public Health, Department of Health and Family Services.

Note: Numbers may not sum to total due to rounding.
 The infant (under age 1) figures are the number of live births to Wisconsin residents that occurred in 2003.

Table A3. Wisconsin Population Estimates by Race, Ethnicity and Sex, July 1, 2004

RACE	Total		Hispanic/Latino		Non-Hispanic/Latino	
	Male	Female	Male	Female	Male	Female
White	2,461,879	2,504,621	118,703	98,880	2,343,176	2,405,741
Black/African American	158,363	169,263	4,159	4,361	154,204	164,902
American Indian	25,617	25,846	2,402	2,232	23,215	23,614
Asian	52,553	53,216	679	622	51,874	52,594
Native Hawaiian/Other Pacific Islander	1,111	1,045	298	263	813	782
Two or More Races	27,469	28,043	2,295	2,306	25,174	25,737
Total	2,726,992	2,782,034	128,536	108,664	2,598,456	2,673,370

Source: United States Census Bureau.

Note: Totals differ from those produced by the Bureau of Health Information and Policy that are shown in Table A1 because different methods were used to produce the estimates.

Table A4. Wisconsin Life Expectancy by Sex and Age Group, 2001-2003

Age Group	Life Expectancy (Years)		
	Males	Females	Total Population
0	76.2	81.3	78.8
1-4	75.7	80.8	78.3
5-9	71.8	76.9	74.4
10-14	66.9	72.0	69.5
15-19	62.0	67.1	64.6
20-24	57.2	62.2	59.8
25-29	52.6	57.3	55.0
30-34	47.9	52.5	50.3
35-39	43.2	47.6	45.5
40-44	38.5	42.8	40.7
45-49	33.9	38.1	36.1
50-54	29.4	33.4	31.5
55-59	25.1	28.9	27.1
60-64	21.1	24.6	23.0
65-69	17.2	20.5	19.0
70-74	13.8	16.7	15.4
75-79	10.7	13.1	12.1
80-84	8.0	10.0	9.2
85-89	5.9	7.2	6.8
90-94	4.1	4.9	4.7
95 +	2.8	3.2	3.1

Source: Bureau of Health Information and Policy, Division of Public Health, Department of Health and Family Services.

Note: This table shows current life expectancy at various ages for Wisconsin's total population and for males and females. These life expectancy estimates are based on age-specific death rates that occurred during the three-year period 2001-2003.

For example, the life expectancy at birth in 2001-2003 was 78.8 years. This is the average number of years that babies born in these years would live if throughout their lives they experienced the age-specific death rates experienced in 2001-2003. For boys, life expectancy at birth was 76.2 years. For girls, life expectancy at birth was 81.3 years.

