
Wisconsin Deaths

2002

October 2003

*Bureau of Health Information
Division of Health Care Financing
Wisconsin Department of Health and Family Services*

Suggested citation:

Wisconsin Department of Health and Family Services, Division of Health Care Financing,
Bureau of Health Information. *Wisconsin Deaths, 2002* (PHC 5368). October 2003.

Introduction

This report, *Wisconsin Deaths, 2002*, presents key information about deaths of Wisconsin residents that occurred in 2002 and previous years. Information is included on the number and rate of deaths overall and by age, sex and cause. *Wisconsin Deaths* has been published annually since the 1995 data year, and replaced the earlier report series *Vital Statistics* (data years 1984-1994), *Public Health Statistics* (1952-1983), and *Annual Report of Morbidity and Mortality* (1948-1951).

Beginning with 1999 data, causes of death have been coded using the International Classification of Diseases, Tenth Revision (ICD-10). ICD-10 replaces the ICD-9 that was used to code death data for the years 1979-1998. ICD-10 is a classification system that was developed collaboratively by the World Health Organization (WHO) and 10 international centers to reflect advances in medical science and changes in diagnostic terminology, and to promote international comparability in the presentation of mortality statistics.

A comparability table has been prepared to assist the reader in comparing numbers of deaths by cause between 1999 (and subsequent years) and the years before 1999. The table is available through the Internet on the Department of Health and Family Services Web site at: <http://www.dhfs.state.wi.us/deaths>.

The source of data for this report is death certificates filed with the State Registrar, Vital Records Section, Bureau of Health Information (BHI), Division of Health Care Financing, Department of Health and Family Services (see sample, page 83). Most of these deaths occurred in Wisconsin, although BHI receives death certificates of Wisconsin residents from other states and countries as well. (Reports of deaths that occurred outside Wisconsin are thought to be substantially complete.)

All tables and figures in this report present Wisconsin resident data (deaths of Wisconsin residents). This means that deaths have been assigned to the area where the person lived (usually legal residence), regardless of where the death occurred.

Chapter 69, Wisconsin Statutes, authorizes the Department of Health and Family Services to supervise and direct the collection of vital statistics death data. This statute also indicates how local registrars are to collect and file certificates for deaths that occur in their jurisdictions.

The Bureau of Health Information would like to recognize the following: local Register of Deeds offices and the Milwaukee and West Allis city health offices (for registering deaths), coroners and medical examiners (for certifying causes of death), hospitals and physicians (for certifying deaths), and funeral directors (for filing death certificates). We would also like to acknowledge and thank other states and countries for submitting data on deaths of Wisconsin residents that occurred there.

The Department of Health and Family Services produced this publication. Staff of the Vital Records Registration and Statistics Unit, Bureau of Health Information, collected and compiled the death records. Joyce Knapton prepared the report and wrote the narrative. Patricia Nametz edited the report. Draft review and comments were provided by Peter Rumm, M.D., and Patricia Guhleman in the Division of Public Health, and by Karl Pearson in the Bureau of Health Information. The report was prepared under the supervision of Jane Kraus, Supervisor, Registration and Statistics Unit, John Kiesow, State Registrar, Vital Records Section, and John Chapin, Director, Bureau of Health Information.

Death, birth, hospitalization and other health-related statistical information for Wisconsin is also available through the Internet on the Department of Health and Family Services Web site, at <http://www.dhfs.state.wi.us/stats>.

Comments, suggestions and requests for additional data may be addressed to:

Joyce Knapton
Bureau of Health Information
Division of Health Care Financing
Department of Health and Family Services
P.O. Box 309
Madison, WI 53701-0309
Telephone: (608) 267-7815
E-mail: knapjtj@dhfs.state.wi.us

Table of Contents

Introduction	1
Key Findings	5
Deaths and Death Rates	
Table 1. Deaths and Death Rates, Wisconsin and U.S., Selected Years.....	7
Table 2. Deaths and Death Rates by Age and Sex, 2002	8
Table 3. Population, Deaths and Death Rates by Region of Residence, 2002.....	9
Table 4. Deaths by County of Residence, 1993-2002	10
Table 5. Deaths by County of Residence and Selected Minor Civil Divisions, 2002	12
Table 6. Deaths by County of Residence and Occurrence, 2002	16
Table 7. Deaths by Disposition of Body, 1993-2002	17
Table 8. Autopsies Performed by Age of Decedent, Selected Years, 1980-2002.....	18
Table 9. Deaths by Injury at Work by Age, Sex, Race and Hispanic Origin, 2002	19
Map 1. Number of Infant Deaths by County of Residence, 2002	20
Figure 1. Death Rates from Diseases of the Heart by Selected Age Groups and Sex, 2002.....	21
Figure 2. Death Rates from Malignant Neoplasms (Cancer) by Selected Age Groups and Sex, 2002	22
Figure 3. Death Rates from Cerebrovascular Diseases (Stroke) by Selected Age Groups and Sex, 2002	23
Cause of Death	
Table 10. Summary Categories of Cause of Death, 2002	24
Table 11. Leading Underlying Causes of Death by Age, 2001 and 2002	25
Table 12. Leading Underlying Causes of Death for Males, by Age, 2001 and 2002	28
Table 13. Leading Underlying Causes of Death for Females, by Age, 2001 and 2002	31
Table 14. Deaths by Underlying Cause of Death, Age and Sex, 2002	34
Table 15. Deaths by Underlying Cause of Death, Race and Sex, 2002	40
Table 16. Deaths by Underlying Cause of Death, Hispanic Origin and Sex, 2002	42
Table 17. Leading Underlying Causes of Death by Race, 2001 and 2002.....	43
Table 18. Leading Underlying Causes of Death for Males by Race, 2001 and 2002	45
Table 19. Leading Underlying Causes of Death for Females by Race, 2001 and 2002	47
Table 20. Deaths by Underlying Cause of Death and County of Residence, 2002.....	49
Table 21. Deaths by Leading Specific Underlying Cause, 2002.....	56
Technical Notes	
Reporting Requirements.....	76
International Classification of Disease (ICD-10) Groupings.....	77
Map 2. Department of Health and Family Services Regions.....	82
Sample of Wisconsin Death Certificate	83
Table A1. Wisconsin Population Estimates by Age and Sex, July 1, 2002.....	84
Table A2. Wisconsin Population Estimates by Age and Sex, July 1, 2001.....	85
Table A3. Wisconsin Population Estimates by Race, Ethnicity and Sex, July 1, 2002.....	86
Table A4. Wisconsin Life Expectancy by Sex and Age Group, 1998-2000.....	87

Key Findings

- In 2002, there were 46,893 deaths of Wisconsin residents, 356 more than in 2001.
- The 2002 Wisconsin death rate (deaths per 1,000 population) was 8.6, similar to rates for the past 25 years.
- The Wisconsin death rate has been almost identical to the United States death rate every year since 1945.
- Age-specific death rates for males generally exceed death rates for females. However, among persons aged 80 and older, the number of female deaths is greater than the number of male deaths (even though male death rates remain generally higher). This is because many more females than males live past the age of 80.
- As a percent of total deaths, cremations increased by 12 percentage points over the past decade (from 17 percent to 29 percent). Conversely, burials decreased (from 74 percent to 62 percent).
- In 2002, an autopsy was performed in just 7 percent of deaths, compared with 14 percent in 1980.
- The percentage of deaths with an autopsy decreased in most age groups from 1980 to 2002.
- In 2002, a total of 73 deaths were reported on death certificates as due to injuries at work.
- As in 2001, the three leading underlying causes of death in 2002 were diseases of the heart, malignant neoplasms (cancer) and cerebrovascular diseases (stroke). These three causes of death accounted for 58 percent of total deaths among Wisconsin residents.
- Accidents were the leading underlying cause of death among males ages 1-14, 15-24 and 25-44.
- Accidents were the leading underlying cause of death among females ages 1-14 and 15-24, but among women ages 25-74, cancer was the leading cause of death.
- Diseases of the heart and cancer were the two leading underlying causes of death in each race group. In 2002, diseases of the heart accounted for 22 percent of deaths among African Americans, 28 percent of deaths among whites, 20 percent of deaths among American Indians and 12 percent of deaths among Asians. Cancer accounted for 21 percent of deaths among African Americans, 23 percent of deaths among whites, 16 percent of deaths among American Indians and 23 percent of deaths among Asians.
- Accidents accounted for 15 percent of deaths among American Indian males, 18 percent of deaths among Asian males, 6 percent of deaths among white males, and 7 percent of deaths among African American males.
- Diseases of the heart and malignant neoplasms (cancer) were the two leading underlying causes of death in 2002 among females in each race group.

Table 1. Deaths and Death Rates, Wisconsin and United States, Selected Years, 1910-2002

Year	Number of Wisconsin Deaths	Wisconsin Death Rate	U.S. Death Rate
1910	28,213	12.1	14.7
1915	26,676	10.7	13.5
1920	29,859	11.3	13.0
1925	29,380	10.5	11.8
1930	30,488	10.4	11.3
1935	30,404	10.0	10.9
1940	31,457	10.0	10.8
1945	31,776	10.7	10.6
1950	33,573	9.7	9.6
1955	35,250	9.6	9.3
1960	38,121	9.6	9.5
1965	40,146	9.5	9.4
1970	40,820	9.2	9.5
1975	39,916	8.8	8.9
1980	40,801	8.7	8.8
1985	41,434	8.7	8.7
1990	42,655	8.7	8.6
1995	45,037	8.8	8.8
2000	46,405	8.7	8.7
2001	46,537	8.6	8.5
2002	46,893	8.6	8.4

Source: Wisconsin data are from the Bureau of Health Information, Division of Health Care Financing, Department of Health and Family Services. U.S. death rates through 1995 are final data from the *Monthly Vital Statistics Reports* of the National Center for Health Statistics; this report is now titled *National Vital Statistics Reports*. The U.S. death rate for 2000 was taken from *National Vital Statistics Reports*, "Deaths: Final Data for 2000," Volume 50, Number 15, September 16, 2002. The U.S. death rate for 2001 was taken from *National Vital Statistics Reports*, "Deaths: Preliminary Data for 2001," Volume 51, No. 5, March 14, 2003. The U.S. death rate for 2002 was taken from *National Vital Statistics Reports*, "Provisional Data for October-December 2002," Volume 51, No. 10, June 17, 2003.

Note: Rates shown here are deaths per 1,000 population.

- In 2002, there were 46,893 deaths of Wisconsin residents, 356 more than in 2001.
- In 2002, the Wisconsin death rate (deaths per 1,000 population) was 8.6, similar to rates for the past 25 years.
- The Wisconsin death rate has been almost identical to the United States death rate every year since 1945.

Table 2. Deaths and Death Rates by Age and Sex, Wisconsin 2002

Age Group	Total		Male		Female	
	Number of Deaths	Death Rate	Number of Deaths	Death Rate	Number of Deaths	Death Rate
All Ages	46,893	858.6	22,909	848.5	23,983	868.4
Under 1	471	687.5	250	745.8	220	628.8
1-4	82	30.2	54	38.5	28	21.4
5-9	55	15.4	33	18.0	22	12.6
10-14	73	18.3	44	21.5	29	14.9
15-19	252	61.5	172	82.1	80	40.0
20-24	344	87.0	264	131.2	80	41.2
25-29	287	87.4	201	119.3	86	53.8
30-34	325	88.8	221	118.9	104	57.8
35-39	546	131.9	337	162.2	209	101.3
40-44	848	187.0	519	229.0	329	145.2
45-49	1,224	291.2	776	367.0	448	214.5
50-54	1,506	409.7	939	507.6	567	310.6
55-59	1,907	676.3	1,188	851.1	719	505.0
60-64	2,366	1,077.7	1,389	1,302.5	977	865.3
65-69	3,023	1,688.8	1,744	2,069.8	1,279	1,350.0
70-74	4,440	2,603.9	2,528	3,258.2	1,912	2,057.7
75-79	6,219	4,233.8	3,373	5,410.7	2,846	3,366.1
80-84	7,490	6,864.0	3,593	8,765.6	3,897	5,719.9
85-89	7,528	11,049.5	3,071	14,087.2	4,457	9,620.1
90-94	5,355	19,180.0	1,685	23,113.9	3,670	17,789.6
95 +	2,552	34,072.1	528	33,207.5	2,024	34,305.1

Source: Bureau of Health Information, Division of Health Care Financing, Department of Health and Family Services. For the population data used to calculate rates, see Technical Notes, page 84.

Notes: Rates by age and sex are deaths per 100,000 population in that age group or age/sex group. The total includes one death for which sex was unknown.

- Age-specific death rates generally increase with age, except that the death rate for infants (under age one) is higher than that for children in other age groups.
- Age-specific death rates for males generally exceed death rates for females. However, among persons aged 80 and older, the number of female deaths is greater than the number of male deaths (even though male death rates remain generally higher). This is because many more females than males live past the age of 80.

Table 3. Population, Deaths and Death Rates by Region of Residence, Wisconsin 2002

DHFS Regions	Population	Number of Deaths	Death Rate
State Total	5,461,710	46,893	858.6
Northeastern	1,183,380	10,113	854.6
Northern	487,690	4,599	943.0
Southeastern	2,032,220	17,396	856.0
Southern	998,360	7,892	790.5
Western	760,030	6,893	906.9

Source: Bureau of Health Information, Division of Health Care Financing, Department of Health and Family Services.

Notes: Population numbers may not sum to total due to rounding. Rates shown here are deaths per 100,000 population. For a map of the Department of Health and Family Services Regions, see Technical Notes, page 82.

- In 2002, death rates ranged from a low of 790.5 per 100,000 population in the Department of Health and Family Services' Southern region to a high of 943.0 in the Northern region. Differences in the death rate by region reflect many factors, including the region's population age structure.

Deaths and Death Rates

Table 4. Deaths by County of Residence, Wisconsin 1993–2002

	1993	1994	1995	1996	1997	1998	1999	2000	2001	2002
State Total	44,466	44,420	45,037	45,107	44,860	45,890	46,571	46,405	46,537	46,893
Adams	199	200	185	180	183	198	210	226	249	218
Ashland	212	206	218	179	193	185	188	206	201	210
Barron	477	416	450	472	444	507	481	442	475	505
Bayfield	152	182	152	146	162	168	154	153	165	157
Brown	1,445	1,560	1,482	1,507	1,472	1,630	1,575	1,591	1,598	1,573
Buffalo	152	134	121	132	159	141	159	123	131	130
Burnett	164	180	179	192	170	192	186	183	195	212
Calumet	248	244	235	232	231	259	266	252	242	246
Chippewa	489	538	534	495	499	548	553	533	521	534
Clark	346	322	323	341	318	324	303	307	300	352
Columbia	506	490	532	505	494	501	550	508	551	519
Crawford	175	202	178	180	172	161	201	178	175	176
Dane	2,365	2,371	2,397	2,475	2,437	2,535	2,580	2,512	2,663	2,677
Dodge	779	777	810	764	797	819	834	848	855	895
Door	288	319	311	292	305	338	322	315	316	316
Douglas	531	456	455	521	499	483	495	454	410	454
Dunn	278	257	289	250	243	281	296	280	258	298
Eau Claire	632	737	664	693	658	665	692	639	736	703
Florence	45	60	66	50	46	56	49	63	53	48
Fond du Lac	837	835	867	880	785	907	898	908	940	877
Forest	124	110	109	119	108	114	116	131	104	102
Grant	494	482	465	478	483	445	505	495	525	465
Green	276	322	316	326	308	299	328	322	318	340
Green Lake	213	214	248	226	246	231	241	243	227	255
Iowa	180	206	191	170	182	196	195	195	213	191
Iron	100	97	87	111	101	94	77	84	86	87
Jackson	192	185	187	177	178	189	186	219	204	191
Jefferson	573	594	579	597	603	592	612	608	569	569
Juneau	232	250	271	277	263	265	298	264	275	262
Kenosha	1,145	1,128	1,229	1,132	1,125	1,237	1,159	1,222	1,228	1,249
Kewaunee	179	184	193	187	172	178	196	189	203	185
La Crosse	879	878	869	916	887	905	923	888	950	889
Lafayette	136	170	147	151	167	173	158	144	122	147
Langlade	239	218	252	205	228	217	227	220	238	244
Lincoln	314	289	298	312	298	320	324	333	314	346
Manitowoc	819	845	819	848	813	827	860	852	818	823

(continued)

Deaths and Death Rates

Table 4. Deaths by County of Residence, Wisconsin 1993–2002

	1993	1994	1995	1996	1997	1998	1999	2000	2001	2002
Marathon	909	905	907	869	875	920	951	924	974	990
Marinette	497	477	478	492	501	509	534	470	530	502
Marquette	135	151	141	189	152	176	161	174	180	166
Menominee	42	25	45	43	35	48	43	36	40	29
Milwaukee	9,324	9,164	9,200	9,109	8,833	8,812	9,018	9,063	8,855	9,022
Monroe	358	394	383	385	354	408	391	414	376	433
Oconto	355	357	331	308	325	335	353	357	347	315
Oneida	375	389	375	410	387	372	422	431	360	401
Outagamie	1,066	1,020	1,026	1,103	1,196	1,142	1,141	1,109	1,083	1,123
Ozaukee	556	530	541	589	565	587	575	583	615	568
Pepin	103	102	72	87	87	76	80	73	70	88
Pierce	226	220	235	239	242	224	251	244	208	251
Polk	373	358	380	384	398	416	371	376	396	417
Portage	408	463	438	476	468	431	475	404	452	463
Price	192	208	198	184	207	216	198	207	191	186
Racine	1,458	1,463	1,534	1,600	1,550	1,529	1,593	1,616	1,605	1,489
Richland	171	185	200	179	201	169	157	185	182	197
Rock	1,304	1,215	1,268	1,287	1,371	1,327	1,282	1,335	1,336	1,296
Rusk	157	173	183	182	175	174	169	168	212	179
St. Croix	407	339	438	394	453	445	453	444	424	484
Sauk	494	507	484	470	455	534	487	485	545	509
Sawyer	200	204	194	202	169	184	190	183	212	207
Shawano	400	430	444	471	421	424	452	476	431	457
Sheboygan	980	949	957	962	997	1,107	1,018	1,083	1,008	1,092
Taylor	187	181	191	169	198	223	175	176	192	202
Trempealeau	295	309	338	305	290	285	291	298	321	284
Vernon	321	290	311	317	322	312	298	330	335	309
Vilas	233	281	254	258	264	269	263	251	264	260
Walworth	772	696	710	724	747	799	840	826	787	815
Washburn	194	162	194	185	197	182	198	198	187	180
Washington	716	715	687	761	746	769	810	795	827	851
Waukesha	2,077	2,184	2,316	2,276	2,446	2,529	2,620	2,795	2,665	2,833
Waupaca	619	602	658	643	617	651	698	634	684	624
Waushara	249	236	242	227	232	233	269	243	282	250
Winnebago	1,199	1,194	1,271	1,207	1,259	1,219	1,253	1,194	1,270	1,280
Wood	699	684	704	703	690	674	694	695	663	696

Source: Bureau of Health Information, Division of Health Care Financing, Department of Health and Family Services.

Deaths and Death Rates

Table 5. Deaths by County of Residence and Selected Minor Civil Divisions, Wisconsin 2002

STATE TOTAL	46,893	CHIPPEWA	534	Waunakee (V)	75
Urban*	35,586	Bloomer (C)	63	Westport (T)	16
Balance of State	11,307	Chippewa Falls (C)	171	Windsor (T)	15
		Eagle Point (T)	90	Balance of County	232
ADAMS	218	Eau Claire (C) (Pt.)	3		
Rome (T)	21	Hallie (T)	22	DODGE	895
Balance of County	197	Lafayette (T)	24	Beaver Dam (C)	196
		Balance of County	161	Beaver Dam (T)	18
ASHLAND	210			Fox Lake (T)	8
Ashland (C)	120	CLARK	352	Horicon (C)	19
Balance of County	90	Neillsville (C)	53	Mayville (C)	61
		Balance of County	299	Watertown (C) (Pt.)	143
BARRON	505			Waupun (C) (Pt.)	94
Barron (C)	68	COLUMBIA	519	Balance of County	356
Rice Lake (C)	139	Columbus (C)	69		
Rice Lake (T)	11	Lodi (C)	40	DOOR	316
Balance of County	287	Lodi (T)	8	Sevastopol (T)	18
		Pacific (T)	13	Sturgeon Bay (C)	141
BAYFIELD	157	Portage (C)	113	Balance of County	157
		Balance of County	276		
BROWN	1,573			DOUGLAS	454
Allouez (V)	92	CRAWFORD	176	Superior (C)	331
Ashwaubenon (V)	138	Prairie du Chien (C)	86	Balance of County	123
Bellevue (T)	39	Balance of County	90		
De Pere (C)	152			DUNN	298
Green Bay (C)	891	DANE	2,677	Menomonie (C)	135
Hobart (T)	7	Bristol (T)	10	Menomonie (T)	13
Howard (V) (Pt.)	55	Burke (T)	6	Balance of County	150
Ledgeview (T)	19	Cottage Grove (T)	16		
Pulaski (V) (Pt.)	31	Cottage Grove (V)	22	EAU CLAIRE	703
Scott (T)	19	Cross Plains (V)	14	Altoona (C)	69
Suamico (T)	29	DeForest (V)	50	Eau Claire (C) (Pt.)	475
Balance of County	101	Dunn (T)	18	Pleasant Valley (T)	14
		Fitchburg (C)	57	Seymour (T)	12
BUFFALO	130	Madison (C)	1,332	Washington (T)	10
Mondovi (C)	44	Madison (T)	11	Balance of County	123
Balance of County	86	Marshall (V)	22		
		McFarland (V)	31	FLORENCE	48
BURNETT	212	Middleton (C)	113		
		Middleton (T)	8	FOND DU LAC	877
CALUMET	246	Monona (C)	78	Empire (T)	10
Appleton (C) (Pt.)	28	Mount Horeb (V)	63	Fond du Lac (C)	504
Brillion (C)	18	Oregon (T)	6	No. Fond du Lac (V)	29
Chilton (C)	44	Oregon (V)	72	Ripon (C)	89
Harrison (T)	19	Pleasant Springs (T)	13	Taycheedah (T)	22
Menasha (C) (Pt.)	2	Springfield (T)	6	Waupun (C) (Pt.)	25
New Holstein (C)	74	Stoughton (C)	176	Balance of County	198
Balance of County	61	Sun Prairie (C)	130		
		Verona (C)	85	FOREST	102

* Sum of incorporated places having a population of 2,500 or more according to the latest estimates available.

Deaths and Death Rates

GRANT	465	Wheatland (T)	17	Peshtigo (T)	29
Boscobel (C)	46	Balance of County	34	Stephenson (T)	25
Lancaster (C)	44			Balance of County	205
Platteville (C)	80	KEWAUNEE	185	MARQUETTE	166
Balance of County	295	Algoma (C)	46		
		Kewaunee (C)	51	MENOMINEE	29
GREEN	340	Balance of County	88	Menominee (T)	29
Brodhead (C)	34				
Monroe (C)	126	LA CROSSE	889	MILWAUKEE	9,022
Balance of County	180	Campbell (T)	29	Bayside (V) (Pt.)	41
		Holland (T)	13	Brown Deer (V)	105
GREEN LAKE	255	Holmen (V)	31	Cudahy (C)	194
Berlin (C) (Pt.)	91	La Crosse (C)	526	Fox Point (V)	59
Balance of County	164	Onalaska (C)	95	Franklin (C)	198
		Onalaska (T)	20	Glendale (C)	217
IOWA	191	Shelby (T)	28	Greendale (V)	159
Dodgeville (C)	52	West Salem (V)	76	Greenfield (C)	534
Mineral Point (C)	35	Balance of County	71	Hales Corners (V)	93
Balance of County	104			Milwaukee (C) (Pt.)	5,336
		LAFAYETTE	147	Oak Creek (C)	226
IRON	87			Shorewood (V)	102
		LANGLADE	244	South Milwaukee (C)	252
JACKSON	191	Antigo (C)	133	St. Francis (C)	110
Black River Falls (C)	87	Balance of County	111	Wauwatosa (C)	559
Brockway (T)	23			West Allis (C)	711
Balance of County	81	LINCOLN	346	West Milwaukee (V)	39
		Bradley (T)	26	Whitefish Bay (V)	74
JEFFERSON	569	Merrill (C)	173	Balance of County	13
Ft. Atkinson (C)	118	Merrill (T)	13		
Ixonia (T)	13	Tomahawk (C)	73	MONROE	433
Jefferson (C)	50	Balance of County	61	Sparta (C)	123
Koshkonong (T)	15			Sparta (T)	38
Lake Mills (C)	37	MANITOWOC	823	Tomah (C)	130
Oakland (T)	13	Kiel (C) (Pt.)	31	Balance of County	142
Waterloo (C)	16	Manitowoc (C)	455		
Watertown (C) (Pt.)	113	Manitowoc Rapids (T)	24	OCONTO	315
Whitewater (C) (Pt.)	4	Two Rivers (C)	132	Little Suamico (T)	12
Balance of County	190	Balance of County	181	Oconto (C)	55
				Oconto Falls (C)	51
JUNEAU	262	MARATHON	990	Balance of County	197
Mauston (C)	47	Kronenwetter (T)	31		
Balance of County	215	Marshfield (C) (Pt.)	5	ONEIDA	401
		Mosinee (C)	28	Minocqua (T)	50
KENOSHA	1,249	Rib Mountain (T)	25	Newbold (T)	19
Bristol (T)	37	Rothschild (V)	43	Pelican (T)	17
Kenosha (C)	851	Wausau (C)	447	Pine Lake (T)	19
Paddock Lake (V)	5	Weston (V)	87	Rhineland (C)	135
Pleasant Prairie (V)	133	Balance of County	324	Balance of County	161
Randall (T)	24				
Salem (T)	76	MARINETTE	502		
Somers (T)	24	Marinette (C)	150		
Twin Lakes (V)	48	Peshtigo (C)	93		

Deaths and Death Rates

OUTAGAMIE	1,123	RACINE	1,489	Reedsburg (C)	75
Appleton (C) (Pt.)	458	Burlington (C) (Pt.)	114	Sauk City (V)	42
Buchanan (T)	15	Burlington (T)	35	Balance of County	254
Center (T)	25	Caledonia (T)	127	SAWYER	207
Ellington (T)	19	Dover (T)	19	Hayward (T)	44
Freedom (T)	8	Mt. Pleasant (T)	211	Balance of County	163
Grand Chute (T)	115	Norway (T)	38	SHAWANO	457
Greenville (T)	25	Racine (C)	727	Shawano (C)	134
Kaukauna (C)	144	Raymond (T)	24	Wescott (T)	40
Kimberly (V)	37	Sturtevant (V)	29	Balance of County	283
Little Chute (V)	85	Union Grove (V)	64	SHEBOYGAN	1,092
New London (C)	16	Waterford (T)	26	Greenbush (T)	6
Oneida (T)	25	Waterford (V)	45	Howards Grove (V)	11
Seymour (C)	50	Yorkville (T)	10	Lima (T)	15
Balance of County	101	Balance of County	20	Oostburg (V)	17
OZAUKEE	568	RICHLAND	197	Plymouth (C)	82
Cedarburg (C)	116	Richland Center (C)	84	Plymouth (T)	45
Cedarburg (T)	19	Balance of County	113	Sheboygan (C)	645
Grafton (T)	14	ROCK	1,296	Sheboygan (T)	25
Grafton (V)	76	Beloit (C)	382	Sheboygan Falls (C)	82
Mequon (C)	141	Beloit (T)	38	Wilson (T)	17
Port Washington (C)	96	Brodhead (C) (Pt.)	1	Balance of County	147
Saukville (V)	19	Edgerton (C) (Pt.)	52	TAYLOR	202
Thiensville (V)	24	Evansville (C)	49	Medford (C)	84
Balance of County	63	Fulton (T)	18	Balance of County	118
PEPIN	88	Janesville (C)	517	TREMPEALEAU	284
PIERCE	251	Janesville (T)	18	VERNON	309
Ellsworth (V)	54	Milton (C)	33	Viroqua (C)	75
Prescott (C)	36	Milton (T)	13	Balance of County	234
River Falls (C) (Pt.)	32	Rock (T)	21	VILAS	260
Balance of County	129	Balance of County	154	Arbor Vitae (T)	27
POLK	417	RUSK	179	Lac du Flambeau (T)	36
Alden (T)	14	Ladysmith (C)	71	Lincoln (T)	25
Amery (C)	55	Balance of County	108	Balance of County	172
Osceola (V)	41	ST. CROIX	484	WALWORTH	815
Balance of County	307	Baldwin (V)	41	Bloomfield (T)	36
PORTAGE	463	Hudson (C)	93	Delavan (C)	86
Hull (T)	23	Hudson (T)	4	Delavan (T)	33
Plover (V)	54	New Richmond (C)	105	East Troy (T)	17
Stevens Point (C)	190	North Hudson (V)	7	East Troy (V)	43
Stockton (T)	9	River Falls (C) (Pt.)	56	Elkhorn (C)	69
Balance of County	187	Somerset (T)	4	Geneva (T)	68
PRICE	186	St. Joseph (T)	12	Lake Geneva (C)	85
Park Falls (C)	67	Star Prairie (T)	7	Lyons (T)	32
Balance of County	119	Troy (T)	10	Mukwonago (V) (Pt.)	1
SAUK	509	Balance of County	145		
Baraboo (C)	118	SAUK	509		
Prairie du Sac (V)	20	Baraboo (C)	118		
		Prairie du Sac (V)	20		

Deaths and Death Rates

Sugar Creek (T)	27	Delafield (C)	35	Mukwa (T)	9
Whitewater (C) (Pt.)	95	Delafield (T)	20	New London (C) (Pt.)	78
Balance of County	223	Elm Grove (V)	61	Waupaca (C)	90
		Genesee (T)	27	Balance of County	219
WASHBURN	180	Hartland (V)	61		
Spooner (C)	60	Lisbon (T)	32	WAUSHARA	250
Balance of County	120	Menomonee Falls (V)	317		
		Merton (T)	26	WINNEBAGO	1,280
WASHINGTON	851	Mukwonago (T)	24	Algoma (T)	10
Addison (T)	22	Mukwonago (V) (Pt.)	74	Appleton (C) (Pt.)	48
Barton (T)	10	Muskego (C)	164	Clayton (T)	14
Erin (T)	15	New Berlin (C)	301	Menasha (C) (Pt.)	103
Farmington (T)	15	Oconomowoc (C)	133	Menasha (T)	123
Germantown (V)	109	Oconomowoc (T)	33	Neenah (C)	181
Hartford (C)	108	Ottawa (T)	12	Neenah (T)	16
Hartford (T)	17	Pewaukee (V)	88	Omro (C)	35
Jackson (T)	17	Summit (T)	17	Oshkosh (C)	630
Jackson (V)	31	Sussex (V)	74	Oshkosh (T)	8
Kewaskum (V)	21	Vernon (T)	16	Balance of County	112
Polk (T)	17	Wales (V)	3		
Richfield (T)	68	Waukesha (C)	574	WOOD	696
Slinger (V)	22	Waukesha (T)	22	Grand Rapids (T)	28
Trenton (T)	17	Balance of County	251	Marshfield (C) (Pt.)	182
West Bend (C)	235			Nekoosa (C)	31
West Bend (T)	96	WAUPACA	624	Saratoga (T)	27
Balance of County	31	Clintonville (C)	73	Wisc. Rapids (C)	238
		Dayton (T)	16	Balance of County	190
WAUKESHA	2,833	Farmington (T)	139		
Brookfield (C)	445				
Brookfield (T)	23				

Source: Bureau of Health Information, Division of Health Care Financing, Department of Health and Family Services.

Note: Minor civil divisions are City (C), Village (V), Township (T). Places located in more than one county are indicated by (Pt.) (an abbreviation of "Part").

Deaths and Death Rates

Table 6. Deaths by County of Residence and County of Occurrence, Wisconsin 2002

	Residence	Occurrence		Residence	Occurrence
State Total	46,893	46,720			
Adams	218	128	Marathon	990	993
Ashland	210	244	Marinette	502	533
Barron	505	477	Marquette	166	72
Bayfield	157	77	Menominee	29	13
Brown	1,573	1,868	Milwaukee	9,022	9,942
Buffalo	130	71	Monroe	433	378
Burnett	212	165	Oconto	315	242
Calumet	246	197	Oneida	401	514
Chippewa	534	482	Outagamie	1,123	1,226
Clark	352	228	Ozaukee	568	520
Columbia	519	504	Pepin	88	70
Crawford	176	162	Pierce	251	150
Dane	2,677	3,294	Polk	417	355
Dodge	895	879	Portage	463	421
Door	316	270	Price	186	175
Douglas	454	307	Racine	1,489	1,346
Dunn	298	242	Richland	197	160
Eau Claire	703	921	Rock	1,296	1,226
Florence	48	37	Rusk	179	158
Fond du Lac	877	846	St. Croix	484	443
Forest	102	62	Sauk	509	515
Grant	465	400	Sawyer	207	170
Green	340	326	Shawano	457	373
Green Lake	255	259	Sheboygan	1,092	1,051
Iowa	191	167	Taylor	202	180
Iron	87	64	Trempealeau	284	235
Jackson	191	165	Vernon	309	289
Jefferson	569	422	Vilas	260	170
Juneau	262	219	Walworth	815	735
Kenosha	1,249	1,143	Washburn	180	185
Kewaunee	185	116	Washington	851	670
La Crosse	889	1,182	Waukesha	2,833	2,712
Lafayette	147	94	Waupaca	624	538
Langlade	244	228	Waushara	250	158
Lincoln	346	317	Winnebago	1,280	1,390
Manitowoc	823	726	Wood	696	1,123

Source: Bureau of Health Information, Division of Health Care Financing, Department of Health and Family Services.

Note: The "residence" column indicates the number of deaths among residents of the county, regardless of where the person died. The "occurrence" column indicates the number of deaths that occurred in that county, regardless of where the person resided. Statewide totals for the two columns differ because some Wisconsin resident deaths occur outside the state, and some deaths of non-residents occur within the state.

Table 7. Deaths by Disposition of Body, Wisconsin 1993-2002

Disposition of Body	Years									
	1993	1994	1995	1996	1997	1998	1999	2000	2001	2002
TOTAL DEATHS	44,467	44,420	45,037	45,109	44,860	45,890	46,571	46,405	46,537	46,893
PERCENT	100.0	100.0	100.0	100.0	100.0	100.0	100.0	100.0	100.0	100.0
Burial	32,763	31,976	32,043	31,432	30,493	30,470	30,692	29,720	29,044	28,874
Percent	73.7	72.0	71.1	69.7	68.0	66.4	65.9	64.0	62.4	61.6
Cremation	7,678	8,240	8,725	9,447	10,007	10,889	11,526	12,483	13,160	13,790
Percent	17.3	18.6	19.4	20.9	22.3	23.7	24.7	26.9	28.3	29.4
Entombment	3,484	3,487	3,606	3,618	3,634	3,754	3,800	3,694	3,827	3,698
Percent	7.8	7.9	8.0	8.0	8.1	8.2	8.2	8.0	8.2	7.9
Donation	248	244	288	274	273	287	279	261	231	305
Percent	0.6	0.5	0.6	0.6	0.6	0.6	0.6	0.6	0.5	0.7
Unknown	294	473	375	338	453	490	274	247	275	226
Percent	0.7	1.1	0.8	0.7	1.0	1.1	0.6	0.5	0.6	0.5

Source: Bureau of Health Information, Division of Health Care Financing, Department of Health and Family Services.

Notes: Percents may not add to 100 due to rounding.

“Donation” means the body was donated for use in medical research and/or education.

“Entombment” means the casket is placed in an above-ground structure, such as a mausoleum.

The high number of “unknowns” is due to reporting of Wisconsin resident deaths occurring in other states. Some states do not consistently report disposition of the body.

- As a percent of total deaths, cremations increased by 12 percentage points over the past decade (from 17 percent to 29 percent). Conversely, burials decreased (from 74 percent to 62 percent).

Table 8. Autopsies Performed by Age of Decedent, Wisconsin, Selected Years, 1980–2002

Years	Total	Age			
		Under 1	1-44	45-64	65+
1980					
Autopsy	5,673	469	1,065	1,649	2,490
No Autopsy	35,010	290	1,742	5,590	27,388
Unknown	116	6	5	17	88
Total Deaths	40,801	765	2,812	7,256	29,966
Percent with Autopsy	14%	61%	38%	23%	8%
1990					
Autopsy	4,451	343	1,297	1,107	1,704
No Autopsy	38,062	264	1,471	5,020	31,307
Unknown	142	6	9	25	102
Total Deaths	42,655	613	2,777	6,152	33,113
Percent with Autopsy	10%	56%	47%	18%	5%
2000					
Autopsy	3,582	183	1,240	1,139	1,020
No Autopsy	42,607	273	1,508	5,306	35,520
Unknown	215	1	20	37	157
Total Deaths	46,405	457	2,768	6,482	36,697
Percent with Autopsy	8%	40%	45%	18%	3%
2002					
Autopsy	3,379	148	1,213	1,193	825
No Autopsy	43,388	323	1,584	5,792	35,689
Unknown	126	0	15	18	93
Total Deaths	46,893	471	2,812	7,003	36,607
Percent with Autopsy	7%	31%	43%	17%	2%

Source: Bureau of Health Information, Division of Health Care Financing, Department of Health and Family Services.

Notes: There were two deaths in 1980 and one death in 2000 for which age was unknown. These deaths are included in the total.

- In 2002, an autopsy was performed in just 7 percent of deaths, compared with 14 percent in 1980.
- The percentage of deaths with an autopsy decreased in most age groups from 1980 to 2002.

Table 9. Deaths by Injury at Work by Age, Sex, Race and Hispanic Origin, Wisconsin, 2002

	Age							
	Less than 15	15 and over	15-24	25-34	35-44	45-54	55-64	65 and over
ALL RACES, Both Sexes	2	71	7	12	13	13	15	11
Male	1	68	7	9	13	13	15	11
Female	1	3	---	3	---	---	---	---
White, Both Sexes	2	69	7	12	13	12	14	11
Male	1	66	7	9	13	12	14	11
Female	1	3	---	3	---	---	---	---
Black, Both Sexes	---	1	---	---	---	1	---	---
Male	---	1	---	---	---	1	---	---
Female	---	---	---	---	---	---	---	---
Other, Both Sexes	---	1	---	---	---	---	1	---
Male	---	1	---	---	---	---	1	---
Female	---	---	---	---	---	---	---	---
Hispanic Origin, Both Sexes	---	---	---	---	---	---	---	---
Male	---	---	---	---	---	---	---	---
Female	---	---	---	---	---	---	---	---
Non-Hispanic Origin, Both Sexes	2	71	7	12	13	13	15	11
Male	1	68	7	9	13	13	15	11
Female	1	3	---	3	---	---	---	---

Source: Bureau of Health Information, Division of Health Care Financing, Department of Health and Family Services.

Notes: Race categories may also include people of Hispanic origin; people of Hispanic origin may be of any race. This table indicates the number of death certificates that specified that an injury at work may have contributed to the death, either as the underlying cause or as a contributing factor.

- In 2002, a total of 73 deaths were reported on death certificates as due to injuries at work.
- Ninety-two percent of deaths due to injuries at work were to white males.

**Map 1. Number of Infant Deaths
By County of Residence, Wisconsin 2002**

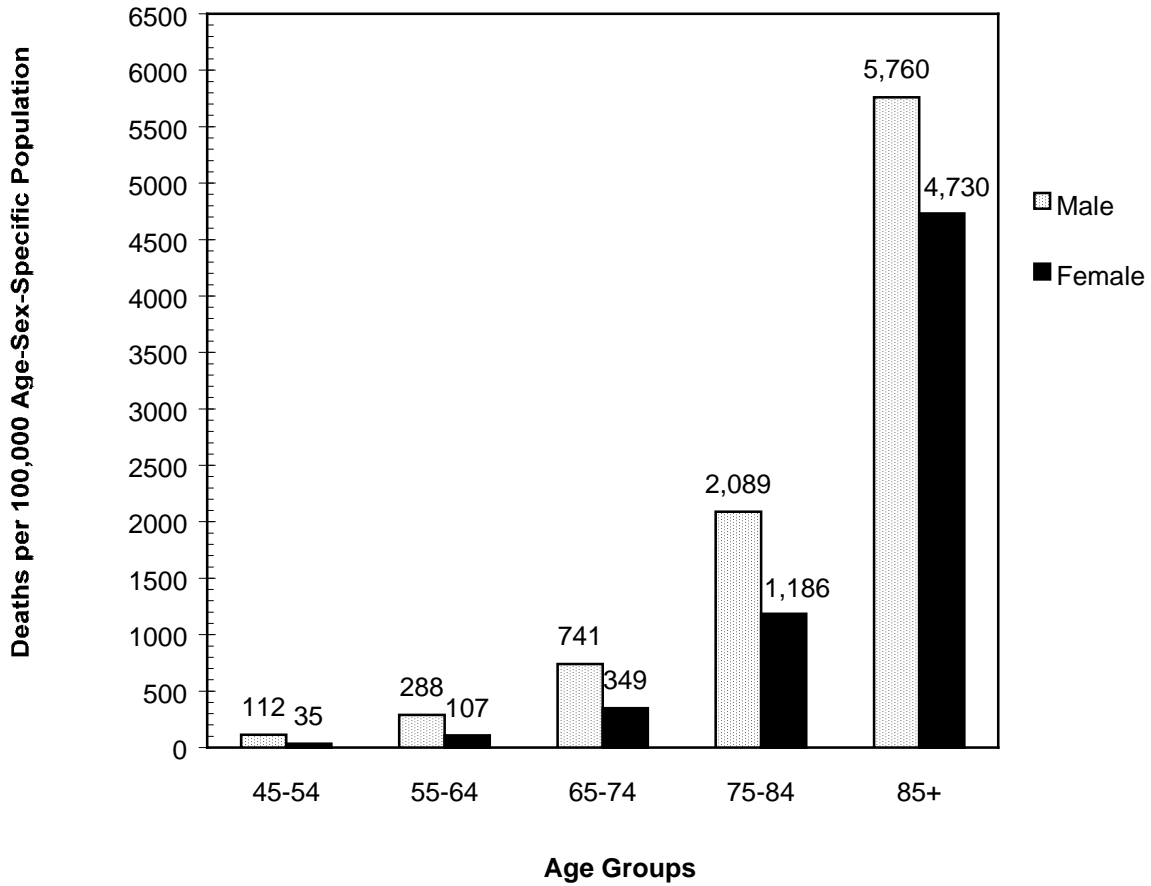


Source: Bureau of Health Information, Division of Health Care Financing, Department of Health and Family Services.

Note: Infant deaths are those that occur before one year of age.

- Milwaukee County accounted for 33 percent of all infant deaths statewide in 2002 (and 21 percent of all births).

Figure 1. Heart Disease Death Rates by Selected Age Groups and Sex, Wisconsin 2002

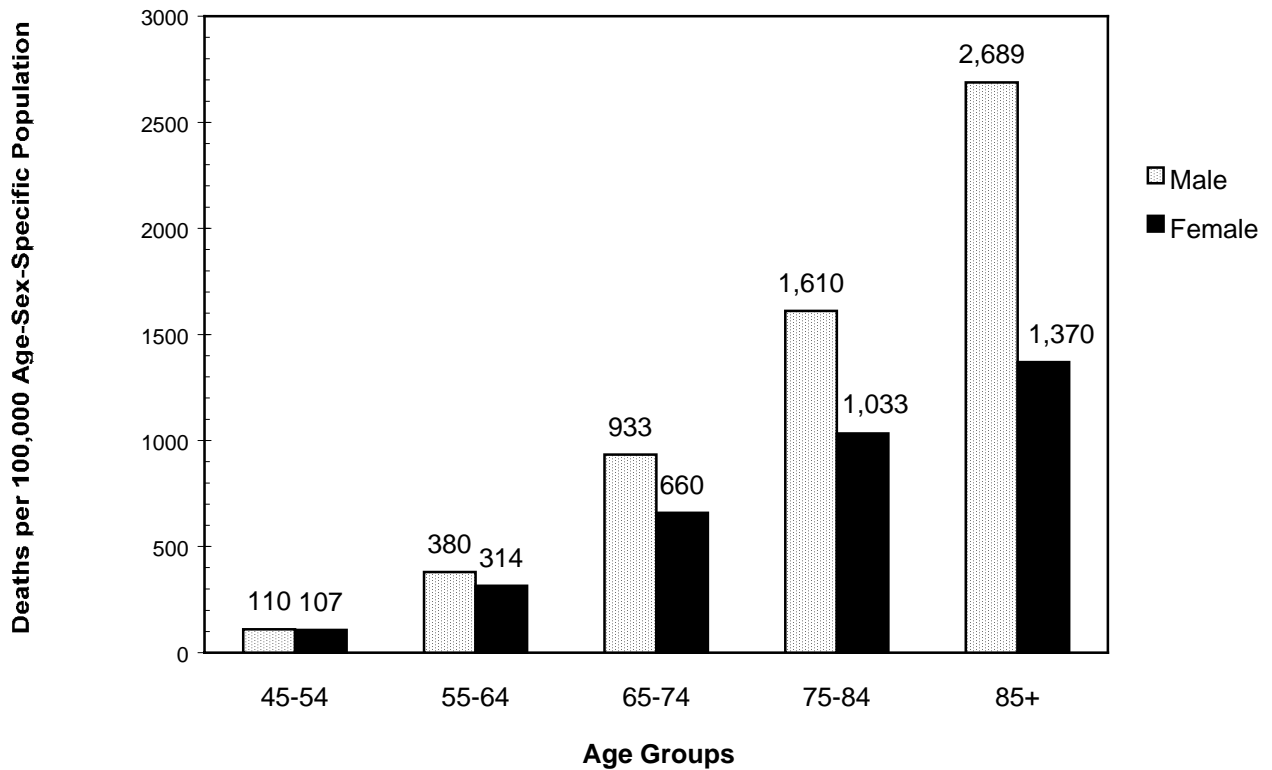


Source: Bureau of Health Information, Division of Health Care Financing, Department of Health and Family Services.

Note: The ICD-10 codes used for diseases of the heart are I00-I09, I11, I13, I20-I51.

- Death rates from diseases of the heart for males exceeded rates for females in all age groups.

Figure 2. Malignant Neoplasm (Cancer) Death Rates by Selected Age Groups and Sex, Wisconsin 2002

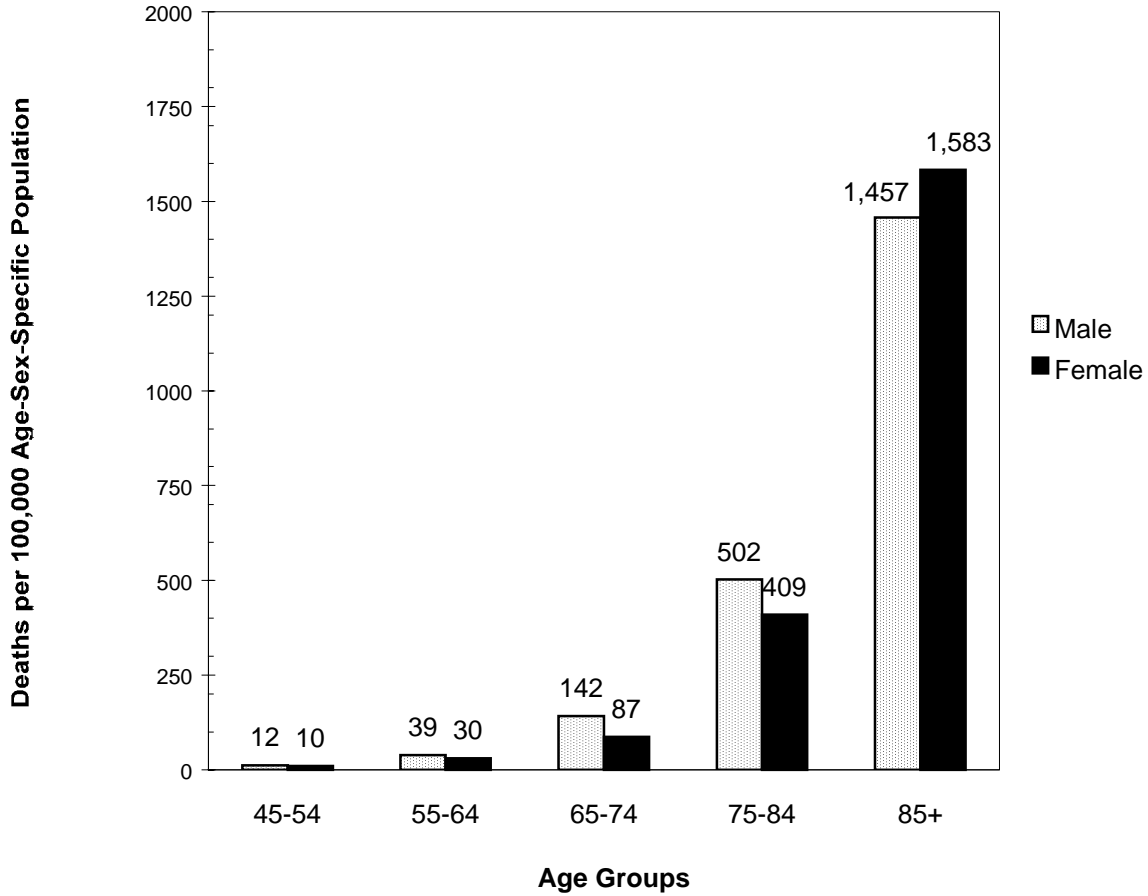


Source: Bureau of Health Information, Division of Health Care Financing, Department of Health and Family Services.

Note: The ICD-10 codes used for malignant neoplasms are C00-C97.

- Death rates from malignant neoplasms (cancer) for males exceeded rates for females in all age groups.

Figure 3. Cerebrovascular Diseases (Stroke) Death Rates by Selected Age Groups and Sex, Wisconsin 2002



Source: Bureau of Health Information, Division of Health Care Financing, Department of Health and Family Services.

Note: The ICD-10 codes used for cerebrovascular diseases are I60-I69.

- Death rates from cerebrovascular diseases (stroke) for males exceeded rates for females in all age groups except age 85 and older.

Cause of Death

Table 10. Summary Categories of Cause of Death, Wisconsin 2002

	Immediate Cause of Death	Underlying Cause of Death	All-Mention Cause of Death
ALL CAUSES	46,893	46,893	95,701
Tuberculosis	2	5	11
Syphilis			1
Human Immunodeficiency Virus (HIV)	33	77	81
Malignant Neoplasms	8,908	10,809	11,974
Diabetes Mellitus	145	1,353	4,234
Alzheimer's Disease	872	1,343	2,039
Diseases of the Heart	13,810	12,877	19,923
Primary Hypertension and Hypertensive Renal Disease	47	396	4,463
Cerebrovascular Diseases	3,212	3,470	5,470
Atherosclerosis	92	191	1,049
Other Diseases of Circulatory System	389	610	1,419
Influenza and Pneumonia	2,739	1,286	4,025
Chronic Lower Respiratory Diseases	1,243	2,330	4,633
Peptic Ulcer	31	84	165
Chronic Liver Disease and Cirrhosis	173	436	596
Nephritis, Nephrotic Syndrome and Nephrosis	1,464	853	4,066
Pregnancy, Childbirth and the Puerperium	4	5	6
Certain Conditions Originating in Perinatal Period	250	239	298
Congenital Malform./Deform./Chromosomal Abnorm.	77	205	316
Sudden Infant Death Syndrome	45	46	46
Symptoms/Signs/Abnormal Clinical/Lab Findings	2,047	190	4,264
Motor Vehicle Accidents	8	829	839
All Accidents (except motor vehicle)	9	1,434	2,847
Intentional Self-Harm (Suicide)	37	626	629
Assault (Homicide)	1	190	195
All Other External Causes		58	65
All Other Diseases	11,255	6,951	22,047

Source: Bureau of Health Information, Division of Health Care Financing, Department of Health and Family Services.

Notes: The immediate cause of death is the final disease or condition resulting in death. The underlying cause of death is the disease or injury that initiated events resulting in death. All-mention cause of death includes all conditions listed on the death record, including those in the chain of events leading to death and others contributing to the death. Thus, the all-mention cause of death column will always have a higher total than the total number of deaths.

For the ICD-10 codes used for each cause, see Technical Notes, page 80.

- The underlying cause is often referred to as the “cause of death.” For example, for 10,809 Wisconsin residents who died in 2002, a malignant neoplasm was listed as the underlying cause on the death certificate. For only 8,908 residents, a malignant neoplasm was indicated as the final disease or condition that caused the person to die (immediate cause). For 11,974 residents, a malignant neoplasm contributed to death (all-mention cause).

Cause of Death

Table 11. Leading Underlying Causes of Death by Age, Wisconsin 2001 and 2002

2001	Number	Rate	2002	Number	Rate
TOTAL, ALL AGES	46,537	857.4	TOTAL, ALL AGES	46,893	858.6
Diseases of the Heart	12,985	239.2	Diseases of the Heart	12,877	235.8
Malignant Neoplasms	10,752	198.1	Malignant Neoplasms	10,809	197.9
Cerebrovascular Diseases	3,652	67.3	Cerebrovascular Diseases	3,470	63.5
Chronic Lower Respiratory Dis.	2,367	43.6	Chronic Lower Respiratory Dis.	2,330	42.7
Accidents (ex. med./surg. comp.)	2,074	38.2	Accidents (ex. med./surg. comp.)	2,234	40.9
Diabetes Mellitus	1,334	24.6	Diabetes Mellitus	1,353	24.8
Alzheimer's Disease	1,267	23.3	Alzheimer's Disease	1,343	24.6
Influenza and Pneumonia	1,233	22.7	Influenza and Pneumonia	1,286	23.5
Nephritis/Nephrotic Syn./Nephrosis	792	14.6	Nephritis/Nephrotic Syn./Nephrosis	853	15.6
Intentional Self-Harm (Suicide)	635	11.7	Intentional Self-Harm (Suicide)	626	11.5
Chronic Liver Dis. and Cirrhosis	430	7.9	Chronic Liver Dis. and Cirrhosis	436	8.0
LESS THAN 1 YEAR	491	714.7	LESS THAN 1 YEAR	471	687.5
Dis. Rel. Short Gest./Low Brthwgt.	91	132.5	Congenital Malformations, etc.	94	137.2
Congenital Malformations, etc.	88	128.1	Dis. Rel. Short Gest./Low Brthwgt.	92	134.3
Sudden Infant Death Syndrome	72	104.8	Sudden Infant Death Syndrome	46	67.1
Newborn Affect. Comp. Placenta	23	33.5	Newborn Affect. by Comp. Preg.	22	32.1
Respiratory Distress of Newborn	22	32.0	Accidents (ex. med./surg. comp.)	20	29.2
Newborn Affect. by Comp. Preg.	21	30.6	Bacterial Sepsis of Newborn	14	
Accidents (ex. med./surg. comp.)	21	30.6	Diseases of the Circulatory System	13	
Bacterial Sepsis of Newborn	19		Intrauterine Hypox./Birth Asphyxia	13	
Diseases of the Circulatory System	10		Respiratory Distress of Newborn	13	
Intrauterine Hypox./Birth Asphyxia	10		Birth Trauma	12	
1-14 YEARS	213	20.4	1-14 YEARS	210	20.4
Accidents (ex. med./surg. comp.)	62	5.9	Accidents (ex. med./surg. comp.)	73	7.1
Malignant Neoplasms	31	3.0	Congenital Malformations, etc.	22	2.1
Congenital Malformations, etc.	22	2.1	Malignant Neoplasms	16	
Assault (Homicide)	10		Assault (Homicide)	12	
Diseases of the Heart	9		Diseases of the Heart	9	
Intentional Self-Harm (Suicide)	9		Influenza and Pneumonia	6	
In Situ/Benign/Uncer. Neoplasms	4		Intentional Self-Harm (Suicide)	6	
Chronic Lower Respiratory Dis.	3		In Situ/Benign/Uncer. Neoplasms	5	
Septicemia	2		Acute Bronchitis and Bronchiolitis	3	
Influenza and Pneumonia	2		Chronic Lower Respiratory Dis.	3	
15-24 YEARS	577	73.1	15-24 YEARS	596	74.0
Accidents (ex. med./surg. comp.)	248	31.4	Accidents (ex. med./surg. comp.)	287	35.7
Intentional Self-Harm (Suicide)	91	11.5	Intentional Self-Harm (Suicide)	107	13.3
Assault (Homicide)	84	10.6	Assault (Homicide)	57	7.1
Malignant Neoplasms	39	4.9	Malignant Neoplasms	25	3.1
Congenital Malformations, etc.	13		Diseases of the Heart	15	
Diseases of the Heart	11		Congenital Malformations, etc.	11	
In Situ/Benign/Uncer. Neoplasms	4		Diabetes Mellitus	7	
Influenza and Pneumonia	4		Cerebrovascular Diseases	5	
Chronic Lower Respiratory Dis.	4		Meningococcal Infection	3	
Diabetes Mellitus	3		In Situ/Benign/Uncer. Neoplasms	3	

(continued)

Cause of Death

Table 11. Leading Underlying Causes of Death by Age, Wisconsin 2001 and 2002

2001	Number	Rate	2002	Number	Rate
25-44 YEARS	1,905	121.3	25-44 YEARS	2,006	128.5
Accidents (ex. med./surg. comp.)	461	29.3	Accidents (ex. med./surg. comp.)	482	30.9
Malignant Neoplasms	343	21.8	Malignant Neoplasms	361	23.1
Intentional Self-Harm (Suicide)	254	16.2	Diseases of the Heart	244	15.6
Diseases of the Heart	241	15.3	Intentional Self-Harm (Suicide)	224	14.3
Assault (Homicide)	78	5.0	Assault (Homicide)	71	4.5
Chronic Liver Dis. and Cirrhosis	51	3.2	Cerebrovascular Diseases	64	4.1
Cerebrovascular Diseases	41	2.6	Human Immunodeficiency Virus	47	3.0
Human Immunodeficiency Virus	40	2.5	Chronic Liver Dis. and Cirrhosis	46	2.9
Diabetes Mellitus	30	1.9	Diabetes Mellitus	45	2.9
Influenza and Pneumonia	20	1.3	Influenza and Pneumonia	22	1.4
45-64 YEARS	6,710	537.8	45-64 YEARS	7,003	543.2
Malignant Neoplasms	2,457	196.9	Malignant Neoplasms	2,592	201.0
Diseases of the Heart	1,577	126.4	Diseases of the Heart	1,561	121.1
Accidents (ex. med./surg. comp.)	380	30.5	Accidents (ex. med./surg. comp.)	444	34.4
Cerebrovascular Diseases	249	20.0	Cerebrovascular Diseases	262	20.3
Diabetes Mellitus	225	18.0	Chronic Lower Respiratory Dis.	217	16.8
Chronic Lower Respiratory Dis.	215	17.2	Diabetes Mellitus	216	16.8
Chronic Liver Dis. and Cirrhosis	183	14.7	Chronic Liver Dis. and Cirrhosis	208	16.1
Intentional Self-Harm (Suicide)	177	14.2	Intentional Self-Harm (Suicide)	197	15.3
Nephritis/Nephrotic Syn./Nephrosis	62	5.0	Influenza and Pneumonia	77	6.0
Influenza and Pneumonia	53	4.2	Nephritis/Nephrotic Syn./Nephrosis	66	5.1
65-74 YEARS	7,796	2,211.0	65-74 YEARS	7,463	2,135.3
Malignant Neoplasms	2,762	783.3	Malignant Neoplasms	2,749	786.5
Diseases of the Heart	2,039	578.3	Diseases of the Heart	1,854	530.5
Chronic Lower Respiratory Dis.	530	150.3	Chronic Lower Respiratory Dis.	505	144.5
Cerebrovascular Diseases	451	127.9	Cerebrovascular Diseases	393	112.4
Diabetes Mellitus	280	79.4	Diabetes Mellitus	263	75.2
Accidents (ex. med./surg. comp.)	164	46.5	Nephritis/Nephrotic Syn./Nephrosis	147	42.1
Nephritis/Nephrotic Syn./Nephrosis	114	32.3	Accidents (ex. med./surg. comp.)	143	40.9
Chronic Liver Dis. and Cirrhosis	107	30.3	Influenza and Pneumonia	102	29.2
Influenza and Pneumonia	106	30.1	Chronic Liver Dis. and Cirrhosis	90	25.8
Aortic Aneurysm and Dissection	83	23.5	Septicemia	84	24.0
75-84 YEARS	13,709	5,382.4	75-84 YEARS	13,709	5,354.9
Diseases of the Heart	3,970	1,558.7	Diseases of the Heart	3,971	1,551.1
Malignant Neoplasms	3,238	1,271.3	Malignant Neoplasms	3,241	1,266.0
Cerebrovascular Diseases	1,258	493.9	Cerebrovascular Diseases	1,143	446.5
Chronic Lower Respiratory Dis.	975	382.8	Chronic Lower Respiratory Dis.	934	364.8
Diabetes Mellitus	443	173.9	Diabetes Mellitus	474	185.1
Alzheimer's Disease	388	152.3	Alzheimer's Disease	428	167.2
Influenza and Pneumonia	338	132.7	Influenza and Pneumonia	356	139.1
Accidents (ex. med./surg. comp.)	311	122.1	Accidents (ex. med./surg. comp.)	317	123.8
Nephritis/Nephrotic Syn./Nephrosis	264	103.7	Nephritis/Nephrotic Syn./Nephrosis	277	108.2
Parkinson's Disease	205	80.5	Parkinson's Disease	179	69.9

Cause of Death

Table 11. Leading Underlying Causes of Death by Age, Wisconsin 2001 and 2002

2001	Number	Rate	2002	Number	Rate
85 YEARS AND OVER	15,136	15,071.2	85 YEARS AND OVER	15,435	14,907.3
Diseases of the Heart	5,130	5,108.0	Diseases of the Heart	5,214	5,035.7
Malignant Neoplasms	1,881	1,872.9	Malignant Neoplasms	1,823	1,760.7
Cerebrovascular Diseases	1,648	1,640.9	Cerebrovascular Diseases	1,600	1,545.3
Alzheimer's Disease	802	798.6	Alzheimer's Disease	831	802.6
Influenza and Pneumonia	703	700.0	Influenza and Pneumonia	719	694.4
Chronic Lower Respiratory Dis.	630	627.3	Chronic Lower Respiratory Dis.	651	628.7
Accidents (ex. med./surg. comp.)	427	425.2	Accidents (ex. med./surg. comp.)	468	452.0
Diabetes Mellitus	353	351.5	Diabetes Mellitus	348	336.1
Nephritis/Nephrotic Syn./Nephrosis	337	335.6	Nephritis/Nephrotic Syn./Nephrosis	344	332.2
Pneumonitis Due to Solids/Liquids	152	151.3	Hypertension/Hypertensive Renal	196	189.3

Source: Bureau of Health Information, Division of Health Care Financing, Department of Health and Family Services. For the population estimates used to calculate 2001 rates, see Technical Notes, page 85. For the population estimates used to calculate 2002 rates, see Technical Notes, page 84.

Notes: Age-specific rates are deaths per 100,000 population in that age group. A rate is not calculated when there were fewer than 20 deaths. Underlying cause of death is the disease or injury that initiated events resulting in death.

The totals for both 2001 and 2002 include one record in each year for which sex was unknown.

For the ICD-10 codes used for the cause-of-death groupings, see Technical Notes, page 77 and page 78 (infants only).

Conditions abbreviated in this table are spelled out in full in the Technical Notes.

- As in 2001, the three leading underlying causes of death in 2002 were diseases of the heart, malignant neoplasms (cancer) and cerebrovascular diseases (stroke). These three causes of death accounted for 58 percent of total deaths among Wisconsin residents.
- Although diseases of the heart constituted the leading cause of death overall, within specific age groups this category was the leading underlying cause only among persons 75-84 years and 85 years and over.
- Accidents were the leading cause of death for age groups 1-14, 15-24, and 25-44.

Cause of Death

Table 12. Leading Underlying Causes of Death for Males by Age, Wisconsin 2001 and 2002

2001	Number	Rate	2002	Number	Rate
TOTAL, ALL AGES	22,724	847.1	TOTAL, ALL AGES	22,909	848.5
Diseases of the Heart	6,435	239.9	Diseases of the Heart	6,481	240.0
Malignant Neoplasms	5,578	207.9	Malignant Neoplasms	5,557	205.8
Cerebrovascular Diseases	1,459	54.4	Cerebrovascular Diseases	1,372	50.8
Accidents (ex. med./surg. comp.)	1,262	47.0	Accidents (ex. med./surg. comp.)	1,315	48.7
Chronic Lower Respiratory Dis.	1,218	45.4	Chronic Lower Respiratory Dis.	1,165	43.1
Diabetes Mellitus	662	24.7	Diabetes Mellitus	662	24.5
Intentional Self-Harm (Suicide)	519	19.3	Influenza and Pneumonia	570	21.1
Influenza and Pneumonia	516	19.2	Intentional Self-Harm (Suicide)	511	18.9
Nephritis/Nephrotic Syn./Nephrosis	401	14.9	Nephritis/Nephrotic Syn./Nephrosis	405	15.0
Alzheimer's Disease	348	13.0	Alzheimer's Disease	376	13.9
Chronic Liver Dis. and Cirrhosis	267	10.0	Chronic Liver Dis. and Cirrhosis	269	10.0
LESS THAN 1 YEAR	253	721.9	LESS THAN 1 YEAR	250	745.8
Congenital Malformations, etc.	48	137.0	Dis. Rel. Short Gest./Low Brthwgt.	55	164.1
Dis. Rel. Short Gest./Low Brthwgt.	44	125.5	Congenital Malformations, etc.	46	137.2
Sudden Infant Death Syndrome	36	102.7	Sudden Infant Death Syndrome	29	86.5
Newborn Affect. Comp. Placenta	13		Newborn Affect. by Comp. Preg.	10	
Accidents (ex. med./surg. comp.)	13		Accidents (ex. med./surg. comp.)	10	
Newborn Affect. by Comp. Preg.	11		Birth Trauma	9	
Respiratory Distress of Newborn	11		Bacterial Sepsis of Newborn	9	
Bacterial Sepsis of Newborn	9		Newborn Affect. Comp. Placenta	8	
Diseases of the Circulatory System	7		Respiratory Distress of Newborn	7	
Atelectasis	5		Diseases of the Circulatory System	4	
1-14 YEARS	118	22.1	1-14 YEARS	131	24.8
Accidents (ex. med./surg. comp.)	38	7.1	Accidents (ex. med./surg. comp.)	49	9.3
Malignant Neoplasms	14		Congenital Malformations, etc.	11	
Congenital Malformations, etc.	10		Malignant Neoplasms	10	
Assault (Homicide)	7		Diseases of the Heart	6	
Intentional Self-Harm (Suicide)	6		Intentional Self-Harm (Suicide)	5	
Diseases of the Heart	4		Assault (Homicide)	5	
Septicemia	1		In Situ/Benign/Uncert. Neoplasms	3	
In Situ/Benign/Uncert. Neoplasms	1		Influenza and Pneumonia	3	
Anemias	1		Chronic Lower Respiratory Dis.	2	
Cerebrovascular Diseases	1		Conditions Orig. in Perinatal Period	2	
15-24 YEARS	432	107.1	15-24 YEARS	436	106.1
Accidents (ex. med./surg. comp.)	184	45.6	Accidents (ex. med./surg. comp.)	201	48.9
Intentional Self-Harm (Suicide)	78	19.3	Intentional Self-Harm (Suicide)	95	23.1
Assault (Homicide)	71	17.6	Assault (Homicide)	51	12.4
Malignant Neoplasms	24	6.0	Malignant Neoplasms	16	
Diseases of the Heart	8		Diseases of the Heart	8	
Congenital Malformations, etc.	8		Diabetes Mellitus	5	
In Situ/Benign/Uncert. Neoplasms	2		Congenital Malformations, etc.	4	
Diabetes Mellitus	2		Meningococcal Infection	3	
Influenza and Pneumonia	2		Cerebrovascular Diseases	3	
Chronic Lower Respiratory Dis.	2		Legal Intervention	3	

Cause of Death

Table 12. Leading Underlying Causes of Death for Males by Age, Wisconsin 2001 and 2002

2001	Number	Rate	2002	Number	Rate
25-44 YEARS	1,276	160.9	25-44 YEARS	1,278	162.0
Accidents (ex. med./surg. comp.)	331	41.7	Accidents (ex. med./surg. comp.)	345	43.7
Intentional Self-Harm (Suicide)	205	25.8	Diseases of the Heart	186	23.6
Malignant Neoplasms	176	22.2	Intentional Self-Harm (Suicide)	179	22.7
Diseases of the Heart	173	21.8	Malignant Neoplasms	160	20.3
Assault (Homicide)	59	7.4	Assault (Homicide)	48	6.1
Human Immunodeficiency Virus	37	4.7	Human Immunodeficiency Virus	42	5.3
Chronic Liver Dis. and Cirrhosis	33	4.2	Cerebrovascular Diseases	27	3.4
Cerebrovascular Diseases	22	2.8	Diabetes Mellitus	26	3.3
Diabetes Mellitus	19		Chronic Liver Dis. and Cirrhosis	20	2.5
Congenital Malformations, etc.	13		Influenza and Pneumonia	13	
45-64 YEARS	4,136	665.2	45-64 YEARS	4,292	667.9
Malignant Neoplasms	1,316	211.7	Malignant Neoplasms	1,370	213.2
Diseases of the Heart	1,167	187.7	Diseases of the Heart	1,152	179.3
Accidents (ex. med./surg. comp.)	276	44.4	Accidents (ex. med./surg. comp.)	308	47.9
Cerebrovascular Diseases	143	23.0	Intentional Self-Harm (Suicide)	154	24.0
Intentional Self-Harm (Suicide)	140	22.5	Cerebrovascular Diseases	145	22.6
Diabetes Mellitus	132	21.2	Chronic Liver Dis. and Cirrhosis	136	21.2
Chronic Liver Dis. and Cirrhosis	123	19.8	Diabetes Mellitus	126	19.6
Chronic Lower Respiratory Dis.	103	16.6	Chronic Lower Respiratory Dis.	116	18.1
Nephritis/Nephrotic Syn./Nephrosis	38	6.1	Influenza and Pneumonia	41	6.4
Septicemia	30	4.8	Nephritis/Nephrotic Syn./Nephrosis	35	5.4
65-74 YEARS	4,504	2,758.5	65-74 YEARS	4,272	2,639.5
Malignant Neoplasms	1,520	930.9	Malignant Neoplasms	1,510	933.0
Diseases of the Heart	1,304	798.6	Diseases of the Heart	1,200	741.4
Chronic Lower Respiratory Dis.	296	181.3	Chronic Lower Respiratory Dis.	233	144.0
Cerebrovascular Diseases	246	150.7	Cerebrovascular Diseases	230	142.1
Diabetes Mellitus	155	94.9	Diabetes Mellitus	140	86.5
Accidents (ex. med./surg. comp.)	99	60.6	Accidents (ex. med./surg. comp.)	90	55.6
Chronic Liver Dis. and Cirrhosis	68	41.6	Nephritis/Nephrotic Syn./Nephrosis	79	48.8
Influenza and Pneumonia	67	41.0	Chronic Liver Dis. and Cirrhosis	59	36.5
Nephritis/Nephrotic Syn./Nephrosis	60	36.7	Aortic Aneurysm and Dissection	56	34.6
Aortic Aneurysm and Dissection	52	31.8	Influenza and Pneumonia	54	33.4
75-84 YEARS	6,954	6,816.3	75-84 YEARS	6,966	6,741.5
Diseases of the Heart	2,121	2,079.0	Diseases of the Heart	2,159	2,089.4
Malignant Neoplasms	1,728	1,693.8	Malignant Neoplasms	1,664	1,610.4
Cerebrovascular Diseases	579	567.5	Cerebrovascular Diseases	519	502.3
Chronic Lower Respiratory Dis.	533	522.4	Chronic Lower Respiratory Dis.	506	489.7
Diabetes Mellitus	215	210.7	Diabetes Mellitus	235	227.4
Influenza and Pneumonia	167	163.7	Influenza and Pneumonia	191	184.8
Accidents (ex. med./surg. comp.)	165	161.7	Accidents (ex. med./surg. comp.)	160	154.8
Nephritis/Nephrotic Syn./Nephrosis	143	140.2	Alzheimer's Disease	152	147.1
Parkinson's Disease	135	132.3	Nephritis/Nephrotic Syn./Nephrosis	139	134.5
Alzheimer's Disease	127	124.5	Parkinson's Disease	94	91.0

(continued)

Cause of Death

Table 12. Leading Underlying Causes of Death for Males by Age, Wisconsin 2001 and 2002

2001	Number	Rate	2002	Number	Rate
85 YEARS AND OVER	5,051	17,268.4	85 YEARS AND OVER	5,284	17,222.9
Diseases of the Heart	1,651	5,644.4	Diseases of the Heart	1,767	5,759.5
Malignant Neoplasms	799	2,731.6	Malignant Neoplasms	825	2,689.0
Cerebrovascular Diseases	467	1,596.6	Cerebrovascular Diseases	447	1,457.0
Chronic Lower Respiratory Dis.	280	957.3	Chronic Lower Respiratory Dis.	299	974.6
Influenza and Pneumonia	246	841.0	Influenza and Pneumonia	267	870.3
Alzheimer's Disease	185	632.5	Alzheimer's Disease	194	632.3
Accidents (ex. med./surg. comp.)	156	533.3	Accidents (ex. med./surg. comp.)	152	495.4
Nephritis/Nephrotic Syn./Nephrosis	150	512.8	Nephritis/Nephrotic Syn./Nephrosis	138	449.8
Diabetes Mellitus	139	475.2	Diabetes Mellitus	130	423.7
Pneumonitis Due to Solids/Liquids	68	232.5	Pneumonitis Due to Solids/Liquids	81	264.0

Source: Bureau of Health Information, Division of Health Care Financing, Department of Health and Family Services. For the population estimates used to calculate 2001 rates, see Technical Notes, page 85. For the population estimates used to calculate 2002 rates, see the Technical Notes, page 84.

Notes: Age-specific rates are deaths per 100,000 males in that age group. A rate is not calculated when there were fewer than 20 deaths.

Underlying cause of death is the disease or injury that initiated events resulting in death.

For the ICD-10 codes used for the cause-of-death groupings, see Technical Notes, page 77 and page 78 (infants only).

Conditions abbreviated in this table are spelled out in full in the Technical Notes.

- Accidents were the leading underlying cause of death among males ages 1-14, 15-24 and 25-44.
- Suicide was the second leading cause of death among males ages 15-24.

Cause of Death

Table 13. Leading Underlying Causes of Death for Females by Age, Wisconsin 2001 and 2002

2001	Number	Rate	2002	Number	Rate
TOTAL, ALL AGES	23,812	867.3	TOTAL, ALL AGES	23,983	868.4
Diseases of the Heart	6,550	238.6	Diseases of the Heart	6,396	231.6
Malignant Neoplasms	5,174	188.5	Malignant Neoplasms	5,252	190.2
Cerebrovascular Diseases	2,193	79.9	Cerebrovascular Diseases	2,098	76.0
Chronic Lower Respiratory Dis.	1,149	41.9	Chronic Lower Respiratory Dis.	1,165	42.2
Alzheimer's Disease	919	33.5	Alzheimer's Disease	967	35.0
Accidents (ex. med./surg. comp.)	812	29.6	Accidents (ex. med./surg. comp.)	919	33.3
Influenza and Pneumonia	717	26.1	Influenza and Pneumonia	716	25.9
Diabetes Mellitus	672	24.5	Diabetes Mellitus	691	25.0
Nephritis/Nephrotic Syn./Nephrosis	391	14.2	Nephritis/Nephrotic Syn./Nephrosis	448	16.2
Septicemia	224	8.2	Hypertension/Hypertensive Renal Dis.	238	8.6
Hypertens./Hypertensive Renal Dis.	189	6.9	Septicemia	235	8.5
LESS THAN 1 YEAR	237	704.2	LESS THAN 1 YEAR	220	628.8
Dis. Rel. Short Gest./Low Birthwgt.	47	139.7	Congenital Malformations, etc.	48	137.2
Congenital Malformations, etc.	39	115.9	Dis. Rel. Short Gest./Low Birthwgt.	37	105.7
Sudden Infant Death Syndrome	36	107.0	Sudden Infant Death Syndrome	17	
Respiratory Distress of Newborn	11		Newborn Affect. By Comp. Preg.	11	
Newborn Affect. By Comp. Preg.	10		Accidents (ex. med./surg. comp.)	10	
Newborn Affect. Comp. Placenta	10		Diseases of Circulatory System	9	
Bacterial Sepsis of Newborn	10		Intrauterine Hypoxi/Birth Asphyxia	9	
Accidents (ex. med./surg. comp.)	8		Respiratory Distress of Newborn	6	
Intrauterine Hypoxi/Birth Asphyxia	6		Respira. Dis. Orig. Perinatal Period	6	
Assault (Homicide)	4		Bacterial Sepsis of Newborn	5	
1-14 YEARS	95	18.7	1-14 YEARS	79	15.8
Accidents (ex. med./surg. comp.)	24	4.7	Accidents (ex. med./surg. comp.)	24	4.8
Malignant Neoplasms	17		Congenital Malformations, etc.	11	
Congenital Malformations, etc.	12		Assault (Homicide)	7	
Diseases of the Heart	5		Malignant Neoplasms	6	
In Situ/Benign/Uncert. Neoplasms	3		Diseases of the Heart	3	
Intentional Self-Harm (Suicide)	3		Influenza and Pneumonia	3	
Assault (Homicide)	3		In Situ/Benign/Uncert. Neoplasms	2	
Influenza and Pneumonia	2		Acute Bronchitis and Bronchiolitis	2	
Chronic Lower Respiratory Dis.	2		Anemias	1	
Septicemia	1		Cerebrovascular Diseases	1	
15-24 YEARS	145	37.6	15-24 YEARS	160	40.6
Accidents (ex. med./surg. comp.)	64	16.6	Accidents (ex. med./surg. comp.)	86	21.8
Malignant Neoplasms	15		Intentional Self-Harm (Suicide)	12	
Intentional Self-Harm (Suicide)	13		Malignant Neoplasms	9	
Assault (Homicide)	13		Diseases of the Heart	7	
Congenital Malformations, etc.	5		Congenital Malformations, etc.	7	
Diseases of the Heart	3		Assault (Homicide)	6	
In Situ/Benign/Uncert. Neoplasms	2		Diabetes Mellitus	2	
Cerebrovascular Diseases	2		Cerebrovascular Diseases	2	
Influenza and Pneumonia	2		Chronic Lower Respiratory Dis.	2	
Chronic Lower Respiratory Dis.	2		Septicemia	1	

(continued)

Cause of Death

Table 13. Leading Underlying Causes of Death for Females by Age, Wisconsin 2001 and 2002

2001	Number	Rate	2002	Number	Rate
25-44 YEARS	629	80.9	25-44 YEARS	728	94.2
Malignant Neoplasms	167	21.5	Malignant Neoplasms	201	26.0
Accidents (ex. med./surg. comp.)	130	16.7	Accidents (ex. med./surg. comp.)	137	17.7
Diseases of the Heart	68	8.7	Diseases of the Heart	58	7.5
Intentional Self-Harm (Suicide)	49	6.3	Intentional Self-Harm (Suicide)	45	5.8
Cerebrovascular Diseases	19		Cerebrovascular Diseases	37	4.8
Assault (Homicide)	19		Chronic Liver Dis. and Cirrhosis	26	3.4
Chronic Liver Dis. and Cirrhosis	18		Assault (Homicide)	23	3.0
Influenza and Pneumonia	13		Diabetes Mellitus	19	
Diabetes Mellitus	11		Congenital Malformations, etc.	14	
Chronic Lower Respiratory Dis.	7		Influenza and Pneumonia	9	
45-64 YEARS	2,574	411.2	45-64 YEARS	2,711	419.2
Malignant Neoplasms	1,141	182.3	Malignant Neoplasms	1,222	189.0
Diseases of the Heart	410	65.5	Diseases of the Heart	409	63.2
Chronic Lower Respiratory Dis.	112	17.9	Accidents (ex. med./surg. comp.)	136	21.0
Cerebrovascular Diseases	106	17.6	Cerebrovascular Diseases	117	18.1
Accidents (ex. med./surg. comp.)	104	17.2	Chronic Lower Respiratory Dis.	101	15.6
Diabetes Mellitus	93	15.4	Diabetes Mellitus	90	13.9
Chronic Liver Dis. and Cirrhosis	60	9.9	Chronic Liver Dis. and Cirrhosis	72	11.1
Intentional Self-Harm (Suicide)	37	6.1	Intentional Self-Harm (Suicide)	43	6.6
Influenza and Pneumonia	30	5.0	Influenza and Pneumonia	36	5.6
Nephritis/Nephrotic Synd./Nephros.	24	4.0	Nephritis/Nephrotic Synd./Nephrosis	31	4.8
65-74 YEARS	3,292	1,738.9	65-74 YEARS	3,191	1,700.4
Malignant Neoplasms	1,242	656.0	Malignant Neoplasms	1,239	660.2
Diseases of the Heart	735	388.2	Diseases of the Heart	654	348.5
Chronic Lower Respiratory Dis.	234	123.6	Chronic Lower Respiratory Dis.	272	144.9
Cerebrovascular Diseases	205	108.3	Cerebrovascular Diseases	163	86.9
Diabetes Mellitus	125	66.0	Diabetes Mellitus	123	65.5
Accidents (ex. med./surg. comp.)	65	34.3	Nephritis/Neprotic Syn./Nephrosis	68	36.2
Nephritis/Neprotic Syn./Nephrosis	54	28.5	Accidents (ex. med./surg. comp.)	53	28.2
Influenza and Pneumonia	39	20.6	Influenza and Pneumonia	48	25.6
Chronic Liver Dis. and Cirrhosis	39	20.6	Alzheimer's Disease	43	22.9
Aortic Aneurysm and Dissection	31	16.4	Septicemia	39	20.8
75-84 YEARS	6,755	4,424.6	75-84 YEARS	6,743	4,416.4
Diseases of the Heart	1,849	1,211.1	Diseases of the Heart	1,812	1,186.8
Malignant Neoplasms	1,510	989.1	Malignant Neoplasms	1,577	1,032.9
Cerebrovascular Diseases	679	444.8	Cerebrovascular Diseases	624	408.7
Chronic Lower Respiratory Dis.	442	289.5	Chronic Lower Respiratory Dis.	428	280.3
Alzheimer's Disease	261	171.0	Alzheimer's Disease	276	180.8
Diabetes Mellitus	228	149.3	Diabetes Mellitus	239	156.5
Influenza and Pneumonia	171	112.0	Influenza and Pneumonia	165	108.1
Accidents (ex. med./surg. comp.)	146	95.6	Accidents (ex. med./surg. comp.)	157	102.8
Nephritis/Nephrotic Syn./Nephrosis	121	79.3	Nephritis/Nephrotic Syn./Nephrosis	138	90.4
Septicemia	76	49.8	Parkinson's Disease	85	55.7

(continued)

Cause of Death

Table 13. Leading Underlying Causes of Death for Females by Age, Wisconsin 2001 and 2002

2001	Number	Rate	2002	Number	Rate
85 YEARS AND OVER	10,085	14,168.3	85 YEARS AND OVER	10,151	13,932.2
Diseases of the Heart	3,479	4,887.6	Diseases of the Heart	3,447	4,731.0
Cerebrovascular Diseases	1,181	1,659.2	Cerebrovascular Diseases	1,153	1,582.5
Malignant Neoplasms	1,082	1,520.1	Malignant Neoplasms	998	1,369.8
Alzheimer's Disease	617	866.8	Alzheimer's Disease	637	874.3
Influenza and Pneumonia	457	642.0	Influenza and Pneumonia	452	620.4
Chronic Lower Respiratory Dis.	350	491.7	Chronic Lower Respiratory Dis.	352	483.1
Accidents (ex. med./surg. comp.)	271	380.7	Accidents (ex. med./surg. comp.)	316	433.7
Diabetes Mellitus	214	300.6	Diabetes Mellitus	218	299.2
Nephritis/Nephrotic Syn./Nephrosis	187	262.7	Nephritis/Nephrotic Syn./Nephrosis	206	282.7
Hypertension/Hypertens. Renal Dis.	110	154.5	Hypertension/Hypertensive Renal Dis.	133	182.5

Source: Bureau of Health Information, Division of Health Care Financing, Department of Health and Family Services. For the population estimates used to calculate 2001 rates, see Technical Notes, page 85. For the population estimates used to calculate 2002 rates, see the Technical Notes, page 84.

Notes: Age-specific rates are deaths per 100,000 females in that age group. A rate is not calculated when there were fewer than 20 deaths.

Underlying cause of death is the disease or injury that initiated events resulting in death.

For the ICD-10 codes used for the cause-of-death groupings, see Technical Notes, page 77 and page 78 (infants only).

Conditions abbreviated in this table are spelled out in full in the Technical Notes.

- Accidents were the leading underlying cause of death among females ages 1-14 and 15-24.
- Malignant neoplasms (cancer) were the leading cause of death among women ages 25-74.
- Diseases of the heart were the leading cause of death among the oldest groups of women (ages 75-84 and ages 85 and older).

Cause of Death

Table 14. Deaths by Underlying Cause of Death, Age and Sex, Wisconsin 2002

	Total	All Ages		Under 1		1 - 4		5 - 9	
		Male	Female	Male	Female	Male	Female	Male	Female
Age/Sex-Specific Death Rate	858.6	848.5	868.4	745.8	628.8	38.5	21.4	18.0	12.6
Total Deaths, All Causes	46,893	22,909	23,983	250	220	54	28	33	22
Tuberculosis	5	1	4						
Human Immunodeficiency Virus	77	68	9						
Malignant Neoplasms	10,809	5,557	5,252	2		5		4	3
Stomach	165	93	72						
Colon, Rectum, Anus	1,060	525	535						
Pancreas	660	316	344						
Trachea, Bronchus and Lung	2,799	1,555	1,244			1			
Breast	792	4	788						
Cervix Uteri, Corpus Uteri, Ovary	499		499						
Prostate	661	661							
Urinary Tract	556	368	188						
Non-Hodgkin's Lymphoma	426	218	208						
Leukemia	446	225	221						1
Other Malignant Neoplasms	2,745	1,592	1,153	2		4		4	2
Diabetes Mellitus	1,353	662	691						
Alzheimer's Disease	1,343	376	967						
Major Cardiovascular Diseases	17,544	8,396	9,148	4	8	2	2	1	2
Diseases of the Heart	12,877	6,481	6,396	3	6	2	2	1	1
Hyp. Heart Dis. w/wo Renal Dis.	433	166	267						
Ischemic Heart Disease	8,711	4,693	4,018						
Other Diseases of the Heart	3,733	1,622	2,111	3	6	2	2	1	1
Hypertension/Hypertens. Renal Dis.	396	158	238						
Cerebrovascular Diseases	3,470	1,372	2,098	1	1				1
Atherosclerosis	191	71	120						
Other Dis. of Circulatory System	610	314	296		1				
Influenza and Pneumonia	1,286	570	716		3	2	1	1	2
Chronic Lower Respiratory Diseases	2,330	1,165	1,165						
Peptic Ulcer	84	46	38						
Chronic Liver Disease & Cirrhosis	436	269	167	1					
Nephritis/Nephrotic Syn./Nephrosis	853	405	448	2					
Pregnancy, Childbirth & Puerperium	5		5						
Certain Cond. Orig. in Perinatal Per.	239	130	108	127	107	1		1	
Congenital Malformations, etc.	205	97	108	46	48	7	6	2	1
Sudden Infant Death Syndrome	46	29	17	29	17				
Symptoms, Signs & Lab Findings	190	96	94	5	1	1	3		2
All Other Diseases	6,951	3,028	3,923	21	21	15	6	10	5
Motor Vehicle Accidents	829	546	283	2	1	7	1	7	4
All Accidents (except motor vehicle)	1,434	780	654	8	9	11	7	6	1
Intentional Self-Harm (Suicide)	626	511	115					1	
Assault (Homicide)	190	138	52	3	4	3	2		2
All Other External Causes	58	39	19		1				

(continued)

Cause of Death

Table 14. Deaths by Underlying Cause of Death, Age and Sex, Wisconsin 2002

	10 - 14		15 - 19		20 - 24		25 - 29	
	Male	Female	Male	Female	Male	Female	Male	Female
Age/Sex-Specific Death Rate	21.5	14.9	82.1	40.0	131.2	41.2	119.3	53.8
Total, All Causes	44	29	172	80	264	80	201	86
Tuberculosis								
Human Immunodeficiency Virus			1				4	1
Malignant Neoplasms	1	3	5	3	11	6	14	10
Stomach								
Colon, Rectum, Anus								1
Pancreas								1
Trachea, Bronchus and Lung					1		1	
Breast								3
Cervix Uteri, Corpus Uteri, Ovary				1		4		1
Prostate								
Urinary Tract							1	
Non-Hodgkin's Lymphoma					1			1
Leukemia		2	1	1	3	2	2	1
Other Malignant Neoplasms	1	1	4	1	6		10	2
Diabetes Mellitus			1		4	2	2	2
Alzheimer's Disease								
Major Cardiovascular Diseases	4		4	4	8	5	15	9
Diseases of the Heart	3		3	4	5	3	14	7
Hyp. Heart Dis. w/wo Renal Dis.								
Ischemic Heart Disease					2		3	2
Other Diseases of the Heart	3		3	4	3	3	11	5
Hypertension/Hypertens. Renal Dis.								
Cerebrovascular Diseases			1		2	2	1	2
Atherosclerosis								
Other Dis. of Circulatory System	1				1			
Influenza and Pneumonia					1		1	2
Chronic Lower Respiratory Diseases	2	1				2	1	2
Peptic Ulcer								
Chronic Liver Disease & Cirrhosis						1	1	
Nephritis/Nephrotic Syn./Nephrosis			1		1	1		1
Pregnancy, Childbirth & Puerperium				1				2
Certain Cond. Orig. in Perinatal Per.			1					
Congenital Malformations, etc.	2	4	3	5	1	2	2	5
Sudden Infant Death Syndrome								
Symptoms, Signs & Lab Findings	2		2	2	10	4	3	1
All Other Diseases	9	6	11	8	16	10	18	6
Motor Vehicle Accidents	10	7	68	47	82	28	52	15
All Accidents (except motor vehicle)	8	4	16	1	35	10	31	15
Intentional Self-Harm (Suicide)	4	1	37	6	58	6	35	8
Assault (Homicide)	2	3	21	3	30	3	17	6
All Other External Causes			1		7		5	1

(continued)

Cause of Death

Table 14. Deaths by Underlying Cause of Death, Age and Sex, Wisconsin 2002

	30 – 34		35 – 39		40 – 44		45 – 49	
	Male	Female	Male	Female	Male	Female	Male	Female
Age/Sex-Specific Death Rate	118.9	57.8	162.2	101.3	229.0	145.2	367.0	214.5
Total, All Causes	221	104	337	209	519	329	776	448
Tuberculosis								
Human Immunodeficiency Virus	4	1	16	1	18	2	16	2
Malignant Neoplasms	18	26	47	41	81	124	157	166
Stomach		1	2	1	2	4	2	1
Colon, Rectum, Anus	3	1	7	2	7	6	6	5
Pancreas			4	1	6	4	11	6
Trachea, Bronchus and Lung	2		8	8	18	26	35	35
Breast		11		6		32		44
Cervix Uteri, Corpus Uteri, Ovary		6		7		12		28
Prostate					2			
Urinary Tract				2	3		11	6
Non-Hodgkin's Lymphoma			2	1	4	2	8	6
Leukemia	2	1	2	3	3	2	5	10
Other Malignant Neoplasms	11	6	22	10	36	36	79	25
Diabetes Mellitus	5	5	6	4	13	8	24	20
Alzheimer's Disease	1				1			
Major Cardiovascular Diseases	25	12	53	38	126	46	213	74
Diseases of the Heart	23	5	45	20	104	26	174	56
Hyp. Heart Dis. w/wo Renal Dis.	4	1	4		2		9	5
Ischemic Heart Disease	8	2	24	7	69	18	127	35
Other Diseases of the Heart	11	2	17	13	33	8	38	16
Hypertension/Hypertens. Renal Dis.				3	2		4	
Cerebrovascular Diseases	2	5	7	12	17	18	29	17
Atherosclerosis			1					
Oth. Dis. of Circulatory System		2		3	3	2	6	1
Influenza and Pneumonia	3	1	4	1	5	5	6	9
Chronic Lower Respiratory Diseases	1	1	1	4	6	2	8	1
Peptic Ulcer								
Chronic Liver Disease & Cirrhosis		1	9	13	10	12	36	18
Nephritis/Nephrotic Syn./Nephrosis	4	1	1		5	2	6	3
Pregnancy, Childbirth & Puerperium		1		1				
Certain Cond. Orig. in Perinatal Per.								
Congenital Malformations, etc.	4		2	5		4	5	4
Sudden Infant Death Syndrome								
Symptoms, Signs & Lab Findings	2		5	7	5	3	11	4
All Other Diseases	26	18	35	34	82	47	110	73
Motor Vehicle Accidents	37	13	45	18	44	14	46	19
All Accidents (except motor vehicle)	32	8	50	20	57	35	68	28
Intentional Self-Harm (Suicide)	43	11	45	11	56	15	55	18
Assault (Homicide)	14	4	12	7	5	6	9	5
All Other External Causes	2	1	6	4	5	4	6	4

(continued)

Cause of Death

Table 14. Deaths by Underlying Cause of Death, Age and Sex, Wisconsin 2002

	50 - 54		55 - 59		60 - 64		65 - 69	
	Male	Female	Male	Female	Male	Female	Male	Female
Age/Sex-Specific Death Rate	507.6	310.6	851.1	505.0	1,302.5	865.3	2,069.8	1,350.0
Total, All Causes	939	567	1,188	719	1,389	977	1,744	1,279
Tuberculosis								
Human Immunodeficiency Virus	4		4		1	1		
Malignant Neoplasms	277	254	423	345	513	457	630	544
Stomach	7	1	9	3	6	6	7	9
Colon, Rectum, Anus	22	13	46	28	36	34	70	44
Pancreas	35	18	26	24	32	22	43	28
Trachea, Bronchus and Lung	66	63	129	116	189	143	209	164
Breast		58		58		69	1	65
Cervix Uteri, Corpus Uteri, Ovary		36		34		54		64
Prostate	6		19		24		40	
Urinary Tract	16	5	25	5	30	10	44	22
Non-Hodgkin's Lymphoma	13	7	12	7	16	18	18	21
Leukemia	2	6	14	12	19	8	24	23
Other Malignant Neoplasms	110	47	143	58	161	93	174	104
Diabetes Mellitus	26	22	40	14	36	34	67	52
Alzheimer's Disease	1		2	3	3	8	8	10
Major Cardiovascular Diseases	304	107	385	162	460	217	630	329
Diseases of the Heart	269	80	320	121	389	152	508	248
Hyp. Heart Dis. w/wo Renal Dis.	11	5	9	5	10	6	8	11
Ischemic Heart Disease	198	50	246	79	310	103	414	177
Other Diseases of the Heart	60	25	65	37	69	43	86	60
Hypertension/Hypertens. Renal Dis.	5	2	6	8	3	4	8	10
Cerebrovascular Diseases	20	23	43	29	53	48	79	56
Atherosclerosis	1			1	3	1	4	5
Oth. Dis. of Circulatory System	9	2	16	3	12	12	31	10
Influenza and Pneumonia	8	8	13	10	14	9	20	12
Chronic Lower Respiratory Diseases	20	17	28	27	60	56	70	104
Peptic Ulcer	2	2	2	2	4	1	7	2
Chronic Liver Disease & Cirrhosis	34	16	37	18	29	20	30	13
Nephritis/Nephrotic Syn./Nephrosis	5	8	15	3	9	17	32	19
Pregnancy, Childbirth & Puerperium								
Certain Cond. Orig. in Perinatal Per.								
Congenital Malformations, etc.	3	4	5	5	5	5		1
Sudden Infant Death Syndrome								
Symptoms, Signs & Lab Findings	6	1	5	1	5	2	4	2
All Other Diseases	103	82	146	84	164	119	184	159
Motor Vehicle Accidents	33	19	19	19	20	13	14	11
All Accidents (except motor vehicle)	53	16	30	12	42	13	29	15
Intentional Self-Harm (Suicide)	49	8	30	12	20	5	17	3
Assault (Homicide)	9	3	2		4		1	2
All Other External Causes	2		2	2			1	1

(continued)

Cause of Death

Table 14. Deaths by Underlying Cause of Death, Age and Sex, Wisconsin 2002

	70 - 74		75 - 79		80 - 84		85 - 89	
	Male	Female	Male	Female	Male	Female	Male	Female
Age/Sex-Specific Death Rate	3,258.2	2,057.7	5,410.7	3,366.1	8,765.6	5,719.9	14,087.2	9,620.1
Total, All Causes	2,528	1,912	3,373	2,846	3,593	3,897	3,071	4,457
Tuberculosis				1	1			1
Human Immunodeficiency Virus		1						
Malignant Neoplasms	880	695	930	824	734	753	571	588
Stomach	17	3	15	9	7	14	14	11
Colon, Rectum, Anus	81	70	91	79	60	107	56	73
Pancreas	38	50	59	66	36	50	20	41
Trachea, Bronchus and Lung	293	204	267	207	181	154	114	85
Breast	1	85		108	1	101	1	85
Cervix Uteri, Corpus Uteri, Ovary		61		69		54		45
Prostate	71		114		159		149	
Urinary Tract	62	28	62	36	55	27	42	24
Non-Hodgkin's Lymphoma	34	22	40	31	31	34	26	36
Leukemia	44	21	42	37	34	36	20	30
Other Malignant Neoplasms	239	151	240	182	170	176	129	158
Diabetes Mellitus	73	71	125	104	110	135	84	122
Alzheimer's Disease	14	33	63	77	89	199	108	262
Major Cardiovascular Diseases	900	553	1,310	1,019	1,560	1,611	1,350	2,061
Diseases of the Heart	692	406	998	717	1,161	1,095	990	1,430
Hyp. Hrt. Dis. w/wo Renal Dis.	18	10	22	25	26	45	23	71
Ischemic Heart Disease	509	280	752	491	837	693	692	899
Other Diseases of the Heart	165	116	224	201	298	357	275	460
Hypertension/Hypertens. Renal Dis.	12	9	17	31	38	38	36	49
Cerebrovascular Diseases	151	107	238	224	281	400	259	498
Atherosclerosis	6	3	7	8	13	17	18	20
Oth. Dis. of Circulatory System	39	28	50	39	67	61	47	64
Influenza and Pneumonia	34	36	80	61	111	104	125	170
Chronic Lower Respiratory Diseases	163	168	240	202	266	226	185	210
Peptic Ulcer	2	4	7	3	10	2	7	11
Chronic Liver Disease & Cirrhosis	29	18	23	12	20	19	9	4
Nephritis/Nephrotic Syn/Nephrosis	47	49	64	64	75	74	73	85
Pregnancy, Childbirth & Puerperium								
Certain Cond. Orig in Perinatal Per.								1
Congenital Malformations, etc.	3	3	3	1	2	3	1	1
Sudden Infant Death Syndrome								
Symptoms, Signs & Lab Findings	6	6	3	6	11	6	6	8
All Other Diseases	315	241	423	411	505	658	455	789
Motor Vehicle Accidents	11	9	14	12	21	17	10	10
All Accidents (except motor vehicle)	38	21	62	45	64	88	74	132
Intentional Self-Harm (Suicide)	10	2	23	4	12	1	13	2
Assault (Homicide)	3	1	1		2	1		
All Other External Causes		1	2					

(continued)

Table 14. Deaths by Underlying Cause of Death, Age and Sex, Wisconsin 2002

	90 – 94		95+	
	Male	Female	Male	Female
Age/Sex-Specific Death Rate	23,113.9	17,789.6	33,207.5	34,305.1
Total, All Causes	1,685	3,670	528	2,024
Tuberculosis		2		
Human Immunodeficiency Virus				
Malignant Neoplasms	205	310	49	100
Stomach	5	7		2
Colon, Rectum, Anus	32	52	8	20
Pancreas	5	25	1	8
Trachea, Bronchus and Lung	35	34	6	5
Breast		44		19
Cervix Uteri, Corpus Uteri, Ovary		16		7
Prostate	62		15	
Urinary Tract	14	18	3	5
Non-Hodgkin's Lymphoma	11	16	2	6
Leukemia	5	21	3	4
Other Malignant Neoplasms	36	77	11	24
Diabetes Mellitus	36	66	10	30
Alzheimer's Disease	62	232	24	143
Major Cardiovascular Diseases	797	1,847	245	1,042
Diseases of the Heart	598	1,294	179	723
Hyp. Heart Dis. w/wo Renal Disease	16	56	4	27
Ischemic Heart Disease	394	761	108	421
Other Diseases of the Heart	188	477	67	275
Hypertension/Hypertens. Renal Dis.	20	54	7	30
Cerebrovascular Diseases	148	418	40	237
Atherosclerosis	12	42	6	23
Oth. Dis. of Circulatory System	19	39	13	29
Influenza and Pneumonia	106	160	36	122
Chronic Lower Respiratory Diseases	87	105	27	37
Peptic Ulcer	3	7	2	4
Chronic Liver Disease & Cirrhosis	1	2		
Nephritis/Nephrotic Syn./Nephrosis	44	75	21	46
Pregnancy, Childbirth & Puerperium				
Certain Cond. Orig. in Perinatal Per.				
Congenital Malformations, etc.	1	1		
Sudden Infant Death Syndrome				
Symptoms, Signs & Lab Findings	3	18	1	17
All Other Diseases	285	728	95	418
Motor Vehicle Accidents	2	6	2	
All Accidents (except motor vehicle)	50	110	16	64
Intentional Self-Harm (Suicide)	3	1		1
Assault (Homicide)				
All Other External Causes				

Source: Bureau of Health Information, Division of Health Care Financing, Department of Health and Family Services. For the population data used to calculate rates, see Technical Notes, page 84.

Notes: The age/sex-specific rates are deaths per 100,000 population in that age/sex group. Underlying cause of death is the disease or injury that initiated events resulting in death. For the ICD-10 codes used for cause-of-death groupings, see Technical Notes, page 80. Conditions abbreviated in this table are spelled out in full in the Technical Notes. The total includes one death for which sex was unknown.

Cause of Death

Table 15. Deaths by Underlying Cause of Death, Race and Sex, Wisconsin 2002

	Total		White		Black/African American		American Indian	
	Male	Female	Male	Female	Male	Female	Male	Female
Total Deaths, All Causes	22,909	23,983	21,631	22,931	1,027	826	148	136
Tuberculosis	1	4	1	3		1		
Human Immunodeficiency Virus	68	9	44	4	22	5	1	
Malignant Neoplasms	5,557	5,252	5,304	5,023	207	186	26	19
Stomach	93	72	84	68	6	4	1	
Colon, Rectum, Anus	525	535	503	516	16	15	2	2
Pancreas	316	344	305	328	10	13	1	2
Trachea, Bronchus and Lung	1,555	1,244	1,481	1,170	63	62	8	6
Breast	4	788	4	753		30		2
Cervix/Corpus Uteri, Ovary		499		479		15		1
Prostate	661		642		15		4	
Urinary Tract	368	188	354	184	11	2	2	2
Non-Hodgkin's Lymphoma	218	208	211	202	7	6		
Leukemia	225	221	220	214	5	7		
Other Malignant Neoplasms	1,592	1,153	1,500	1,109	74	32	8	4
Diabetes Mellitus	662	691	627	632	28	42	3	14
Alzheimer's Disease	376	967	366	954	9	11	1	1
Major Cardiovascular Diseases	8,396	9,148	8,028	8,832	304	263	39	31
Diseases of the Heart	6,481	6,396	6,199	6,192	235	171	34	23
Hyp. Heart Dis. w/w/o Renal Disease	166	267	133	249	33	17		
Ischemic Heart Diseases	4,693	4,018	4,540	3,902	119	95	25	16
Other Diseases of the Heart	1,622	2,111	1,526	2,041	83	59	9	7
Primary Hypertension/Hypertensive Renal Disease	158	238	150	220	8	16		
Cerebrovascular Diseases	1,372	2,098	1,310	2,017	50	65	4	8
Atherosclerosis	71	120	70	119	1	1		
Other Diseases of Circulatory System	314	296	299	284	10	10	1	
Influenza and Pneumonia	570	716	550	694	13	17	5	5
Chronic Lower Respiratory Diseases	1,165	1,165	1,134	1,122	23	29	5	11
Peptic Ulcer	46	38	46	37		1		
Chronic Liver Disease and Cirrhosis	269	167	241	156	17	5	10	5
Nephritis/Nephrotic Syn./Nephrosis	405	448	366	408	33	31	5	3
Pregnancy, Childbirth and Puerperium		5		5				
Certain Cond. Orig. Perinatal Period	130	108	89	74	39	30		1
Congenital Malformations, etc.	97	108	81	96	12	7	1	1
Sudden Infant Death Syndrome	29	17	16	9	11	6	2	2
Symptoms, Signs and Lab Findings	96	94	86	88	7	2	1	4
All Other Diseases	3,028	3,923	2,866	3,754	128	133	20	20
Motor Vehicle Accidents	546	283	505	263	19	9	13	9
All Accidents (except motor vehicle)	780	654	709	616	53	30	9	7
Intentional Self-Harm (Suicide)	511	115	485	111	18	2	3	
Assault (Homicide)	138	52	55	35	79	14	3	1
All Other External Causes	39	19	32	15	5	2	1	2

(continued)

Cause of Death

Table 15. Deaths by Underlying Cause of Death, Race and Sex, Wisconsin 2002

	Laotian/Hmong		Other Asian	
	Male	Female	Male	Female
Total Deaths, All Causes	39	41	63	49
Tuberculosis				
Human Immunodeficiency Virus			1	
Malignant Neoplasms	6	6	14	18
Stomach	1		1	
Colon, Rectum, Anus	2	1	2	1
Pancreas		1		
Trachea, Bronchus and Lung			3	6
Breast				3
Cervix/Corpus Uteri, Ovary				4
Prostate				
Urinary Tract			1	
Non-Hodgkin's Lymphoma				
Leukemia				
Other Malignant Neoplasms	3	4	7	4
Diabetes Mellitus	1	3	3	
Alzheimer's Disease		1		
Major Cardiovascular Diseases	14	10	11	12
Diseases of the Heart	9	4	4	6
Hyp. Heart Dis. w/wo Renal Disease				1
Ischemic Heart Diseases	6	3	3	2
Other Diseases of the Heart	3	1	1	3
Primary Hypertension/Hypertensive Renal Disease		1		1
Cerebrovascular Diseases	2	4	6	4
Atherosclerosis				
Other Diseases of Circulatory System	3	1	1	1
Influenza and Pneumonia			1	
Chronic Lower Respiratory Disease	2	2	1	1
Peptic Ulcer				
Chronic Liver Disease and Cirrhosis		1	1	
Nephritis/Nephrotic Syndrome/Nephrosis		3	1	3
Pregnancy, Childbirth and Puerperium				
Certain Conditions Orig. Perinatal Period	1		1	3
Congenital Malformations, etc.		3	3	1
Sudden Infant Death Syndrome				
Symptoms, Signs and Lab Findings			2	
All Other Diseases	4	10	10	6
Motor Vehicle Accidents	4	2	5	
All Accidents (except motor vehicle)	7	1	2	
Intentional Self-Harm (Suicide)	1		4	2
Assault (Homicide)	1	2		
All Other External Causes	1			

Source: Bureau of Health Information, Division of Health Care Financing, Department of Health and Family Services.

Notes: Underlying cause of death is the disease or injury that initiated events resulting in death. For the ICD-10 codes used for cause-of-death groupings, see Technical Notes, page 80. This table includes 1 male death for which race was unknown; this is included in the total. This table excludes one death for which sex was unknown.

Cause of Death

Table 16. Deaths by Underlying Cause of Death, Hispanic Origin and Sex, Wisconsin 2002

	Total		Hispanic/Latino		Non-Hispanic/Latino	
	Male	Female	Male	Female	Male	Female
Total Deaths, All Causes	22,909	23,983	183	106	22,725	23,877
Tuberculosis	1	4			1	4
Human Immunodeficiency Virus	68	9	2		66	9
Malignant Neoplasms	5,557	5,252	39	25	5,518	5,227
Stomach	93	72		1	93	71
Colon, Rectum, Anus	525	535	1	1	524	534
Pancreas	316	344	1	2	315	342
Trachea, Bronchus and Lung	1,555	1,244	3	5	1,552	1,239
Breast	4	788		3	4	785
Cervix/Corpus Uteri, Ovary		499		4		495
Prostate	661		5		656	
Urinary Tract	368	188	1	1	367	187
Non-Hodgkin's Lymphoma	218	208	1	2	217	206
Leukemia	225	221	4	2	221	219
Other Malignant Neoplasms	1,592	1,153	23	4	1,569	1,149
Diabetes Mellitus	662	691	6	8	656	683
Alzheimer's Disease	376	967		4	376	963
Major Cardiovascular Diseases	8,396	9,148	43	20	8,352	9,128
Diseases of the Heart	6,481	6,396	32	10	6,448	6,386
Hyp. Heart Dis. w/wo Renal Disease	166	267			166	267
Ischemic Heart Diseases	4,693	4,018	22	6	4,670	4,012
Other Diseases of the Heart	1,622	2,111	10	4	1,612	2,107
Primary Hypertension/Hypertensive Renal Disease	158	238		1	158	237
Cerebrovascular Diseases	1,372	2,098	8	7	1,364	2,091
Atherosclerosis	71	120	1		70	120
Other Dis. of Circulatory System	314	296	2	2	312	294
Influenza and Pneumonia	570	716	1	1	569	715
Chronic Lower Respiratory Diseases	1,165	1,165	2		1,163	1,165
Peptic Ulcer	46	38			46	38
Chronic Liver Disease and Cirrhosis	269	167	7	1	262	166
Nephritis/Nephrotic Syndrome/Nephrosis	405	448	3	6	402	442
Pregnancy, Childbirth and the Puerperium		5				5
Certain Conditions Orig. Perinatal Period	130	108	10	7	120	101
Congenital Malformations, etc.	97	108	1	4	96	104
Sudden Infant Death Syndrome	29	17		1	29	16
Symptoms, Signs & Lab Findings	96	94	1		95	94
All Other Diseases	3,028	3,923	20	12	3,008	3,911
Motor Vehicle Accidents	546	283	16	6	530	277
All Accidents (except motor vehicle)	780	654	14	8	766	646
Intentional Self-Harm (Suicide)	511	115	5	2	506	113
Assault (Homicide)	138	52	8	1	130	51
All Other External Causes	39	19	5		34	19

Source: Bureau of Health Information, Division of Health Care Financing, Department of Health and Family Services.

Notes: Underlying cause of death is the disease or injury that initiated events resulting in death. For the ICD-10 codes used for cause-of-death groupings, see Technical Notes, page 80. The total for males includes one death for which Hispanic origin was unknown. This table excludes one death for which sex was unknown.

Cause of Death

Table 17. Leading Underlying Causes of Death by Race, Wisconsin 2001 and 2002

2001			2002		
	Number	Percent		Number	Percent
TOTAL, ALL RACES	46,537	100.0	TOTAL, ALL RACES	46,893	100.0
Diseases of the Heart	12,985	27.9	Diseases of the Heart	12,877	27.5
Malignant Neoplasms	10,752	23.1	Malignant Neoplasms	10,809	23.1
Cerebrovascular Diseases	3,652	7.8	Cerebrovascular Diseases	3,470	7.4
Chronic Lower Respiratory Dis.	2,367	5.1	Chronic Lower Respiratory Dis.	2,330	5.0
Accidents (ex. med./surg. comp.)	2,074	4.5	Accidents (ex. med./surg. comp.)	2,234	4.8
Diabetes Mellitus	1,334	2.9	Diabetes Mellitus	1,353	2.9
Alzheimer's Disease	1,267	2.7	Alzheimer's Disease	1,343	2.9
Influenza and Pneumonia	1,233	2.6	Influenza and Pneumonia	1,286	2.7
Nephritis/Nephrotic/Nephrosis	792	1.7	Nephritis/Nephrotic/Nephrosis	853	1.8
Intentional Self-Harm (Suicide)	635	1.4	Intentional Self-Harm (Suicide)	626	1.3
Chronic Liver Disease/Cirrhosis	430	0.9	Chronic Liver Disease/Cirrhosis	436	0.9
Septicemia	409	0.9	Septicemia	427	0.9
Parkinson's Disease	382	0.8	Parkinson's Disease	404	0.9
WHITE	44,303	100.0	WHITE	44,563	100.0
Diseases of the Heart	12,499	28.2	Diseases of the Heart	12,391	27.8
Malignant Neoplasms	10,265	23.2	Malignant Neoplasms	10,327	23.2
Cerebrovascular Diseases	3,500	7.9	Cerebrovascular Diseases	3,327	7.5
Chronic Lower Respiratory Dis.	2,314	5.2	Chronic Lower Respiratory Dis.	2,256	5.1
Accidents (ex. med./surg. comp.)	1,952	4.4	Accidents (ex. med./surg. comp.)	2,067	4.6
Alzheimer's Disease	1,245	2.8	Alzheimer's Disease	1,320	3.0
Diabetes Mellitus	1,233	2.8	Diabetes Mellitus	1,259	2.8
Influenza and Pneumonia	1,195	2.7	Influenza and Pneumonia	1,244	2.8
Nephritis/Nephrotic/Nephrosis	734	1.7	Nephritis/Nephrotic/Nephrosis	774	1.7
Intentional Self-Harm (Suicide)	607	1.4	Intentional Self-Harm (Suicide)	596	1.3
Chronic Liver Disease/Cirrhosis	403	0.9	Septicemia	405	0.9
Septicemia	384	0.9	Parkinson's Disease	397	0.9
Parkinson's Disease	374	0.8	Chronic Liver Disease/Cirrhosis	397	0.9
BLACK/AFRICAN AMERICAN	1,759	100.0	BLACK/AFRICAN AMERICAN	1,853	100.0
Diseases of the Heart	398	22.6	Diseases of the Heart	406	21.9
Malignant Neoplasms	382	21.7	Malignant Neoplasms	393	21.2
Cerebrovascular Diseases	106	6.0	Cerebrovascular Diseases	115	6.2
Assault (Homicide)	101	5.7	Accidents (ex. med./surg. comp.)	109	5.9
Diabetes Mellitus	82	4.7	Assault (Homicide)	93	5.0
Accidents (ex. med./surg. comp.)	75	4.3	Diabetes Mellitus	70	3.8
Certain Cond. Orig. Perinatal Per.	62	3.5	Certain Cond. Orig. Perinatal Per.	69	3.7
Nephritis/Nephrotic/Nephrosis	50	2.8	Nephritis/Nephrotic/Nephrosis	64	3.5
Chronic Lower Respiratory Dis.	39	2.2	Chronic Lower Respiratory Dis.	52	2.8
Human Immunodeficiency Virus	29	1.6	Influenza and Pneumonia	30	1.6
Septicemia	24	1.4	Human Immunodeficiency Virus	27	1.5
Influenza and Pneumonia	24	1.4	Hypertension/Hyperten. Renal Dis.	24	1.3
Intentional Self-Harm (Suicide)	19	1.1	Chronic Liver Disease/Cirrhosis	22	1.2

(continued)

Cause of Death

Table 17. Leading Underlying Causes of Death by Race, Wisconsin 2001 and 2002

2001	Number	Percent	2002	Number	Percent
AMERICAN INDIAN	265	100.0	AMERICAN INDIAN	284	100.0
Malignant Neoplasms	55	20.8	Diseases of the Heart	57	20.1
Diseases of the Heart	53	20.0	Malignant Neoplasms	45	15.8
Accidents (ex. med./surg. comp.)	32	12.1	Accidents (ex. med./surg. comp.)	37	13.0
Diabetes Mellitus	14	5.3	Diabetes Mellitus	17	6.0
Chronic Liver Disease/Cirrhosis	11	4.2	Chronic Lower Respiratory Dis.	16	5.6
Influenza and Pneumonia	10	3.8	Chronic Liver Disease/Cirrhosis	15	5.3
Cerebrovascular Diseases	9	3.4	Cerebrovascular Diseases	12	4.2
Chronic Lower Respiratory Dis.	9	3.4	Influenza and Pneumonia	10	3.5
Intentional Self-Harm (Suicide)	7	2.6	Pneumonitis Due to Solids/Liquids	8	2.8
Nephritis/Nephrotic/Nephrosis	3	1.1	Nephritis/Nephrotic/Nephrosis	8	2.8
Assault (Homicide)	3	1.1	Assault (Homicide)	4	1.4
In Situ/Benign/Uncer. Neoplasms	2	0.8	Septicemia	3	1.1
Parkinson's Disease	2	0.8	Intentional Self-Harm (Suicide)	3	1.1
ASIAN	202	100.0	ASIAN	192	100.0
Malignant Neoplasms	49	24.3	Malignant Neoplasms	44	22.9
Cerebrovascular Diseases	37	18.3	Diseases of the Heart	23	12.0
Diseases of the Heart	32	15.8	Accidents (ex. med./surg. comp.)	21	10.9
Accidents (ex. med./surg. comp.)	12	5.9	Cerebrovascular Diseases	16	8.3
Diabetes Mellitus	5	2.5	Diabetes Mellitus	7	3.6
Chronic Lower Respiratory Dis.	5	2.5	Nephritis/Nephrotic/Nephrosis	7	3.6
Nephritis/Nephrotic/Nephrosis	5	2.5	Congenital Malformations, etc.	7	3.6
Condi. Orig. in Perinatal Period	5	2.5	Intentional Self-Harm (Suicide)	7	3.6
Influenza and Pneumonia	4	2.0	Chronic Lower Respiratory Dis.	6	3.1
Congenital Malformations, etc.	4	2.0	Aortic Aneurysm and Dissection	5	2.6
Pneumonitis Due to Solids/Liquids	3	1.5	Condi. Orig. in Perinatal Period	5	2.6
Viral Hepatitis	2	1.0	Viral Hepatitis	3	1.6
Alzheimer's Disease	2	1.0	Assault (Homicide)	3	1.6

Source: Bureau of Health Information, Division of Health Care Financing, Department of Health and Family Services.

Notes: Totals include six records in 2001 and one record in 2002 for which race was unknown. Totals in 2001 include two decedents with race reported as Hawaiian. Underlying cause of death is the disease or injury that initiated the events resulting in death.

For the ICD-10 codes used for cause-of-death groupings, see Technical Notes, page 77.

Conditions abbreviated in this table are spelled out in full in the Technical Notes.

- Diseases of the heart and cancer were the two leading underlying causes of death in each race group. In 2002, diseases of the heart accounted for 22 percent of deaths among African Americans, 28 percent of deaths among whites, 20 percent of deaths among American Indians and 12 percent of deaths among Asians. Cancer accounted for 21 percent of deaths among African Americans, 23 percent of deaths among whites, 16 percent of deaths among American Indians and 23 percent of deaths among Asians.
- Accidents accounted for 5 percent of total deaths in 2002, and a similar percentage among whites. Accidents accounted for 6 percent of African American deaths, 11 percent of Asian deaths and 13 percent of American Indian deaths.
- Differences in leading causes of death by race reflect differences in population age structure (as well as many other possible factors): compared with the total state population, larger proportions of blacks and other minority groups are children and young adults.

Cause of Death

Table 18. Leading Underlying Causes of Death for Males by Race, Wisconsin 2001 and 2002

2001	Number	Percent	2002	Number	Percent
TOTAL, ALL RACES	22,724	100.0	TOTAL, ALL RACES	22,909	100.0
Diseases of the Heart	6,435	28.3	Diseases of the Heart	6,481	28.3
Malignant Neoplasms	5,578	24.5	Malignant Neoplasms	5,557	24.3
Cerebrovascular Diseases	1,459	6.4	Cerebrovascular Diseases	1,372	6.0
Accidents (ex. med./surg. comp.)	1,262	5.6	Accidents (ex. med./surg. comp.)	1,315	5.7
Chronic Lower Respiratory Dis.	1,218	5.4	Chronic Lower Respiratory Dis.	1,165	5.1
Diabetes Mellitus	662	2.9	Diabetes Mellitus	662	2.9
Intentional Self-Harm (Suicide)	519	2.3	Influenza and Pneumonia	570	2.5
Influenza and Pneumonia	516	2.3	Intentional Self-Harm (Suicide)	511	2.2
Nephritis/Nephrotic/Nephrosis	401	1.8	Nephritis/Nephrotic/Nephrosis	405	1.8
Alzheimer's Disease	348	1.5	Alzheimer's Disease	376	1.6
Chronic Liver Disease/Cirrhosis	267	1.2	Chronic Liver Disease/Cirrhosis	269	1.2
Parkinson's Disease	227	1.0	Parkinson's Disease	215	0.9
Aortic Aneurysm and Dissection	204	0.9	Aortic Aneurysm and Dissection	205	0.9
WHITE	21,511	100.0	WHITE	21,631	100.0
Diseases of the Heart	6,183	28.7	Diseases of the Heart	6,199	28.7
Malignant Neoplasms	5,309	24.7	Malignant Neoplasms	5,304	24.5
Cerebrovascular Diseases	1,391	6.5	Cerebrovascular Diseases	1,310	6.1
Chronic Lower Respiratory Dis.	1,195	5.6	Accidents (ex. med./surg. comp.)	1,204	5.6
Accidents (ex. med./surg. comp.)	1,185	5.5	Chronic Lower Respiratory Dis.	1,134	5.2
Diabetes Mellitus	615	2.9	Diabetes Mellitus	627	2.9
Influenza and Pneumonia	500	2.3	Influenza and Pneumonia	550	2.5
Intentional Self-Harm (Suicide)	498	2.3	Intentional Self-Harm (Suicide)	485	2.2
Nephritis/Nephrotic/Nephrosis	371	1.7	Alzheimer's Disease	366	1.7
Alzheimer's Disease	343	1.6	Nephritis/Nephrotic/Nephrosis	366	1.7
Chronic Liver Disease/Cirrhosis	247	1.1	Chronic Liver Disease/Cirrhosis	241	1.1
Parkinson's Disease	224	1.0	Parkinson's Disease	212	1.0
Aortic Aneurysm and Dissection	199	0.9	Aortic Aneurysm and Dissection	194	0.9
BLACK/AFRICAN AMERICAN	962	100.0	BLACK/AFRICAN AMERICAN	1,027	100.0
Malignant Neoplasms	213	22.1	Diseases of the Heart	235	22.9
Diseases of the Heart	199	20.7	Malignant Neoplasms	207	20.2
Assault (Homicide)	86	8.9	Assault (Homicide)	79	7.7
Cerebrovascular Diseases	49	5.1	Accidents (ex. med./surg. comp.)	71	6.9
Accidents (ex. med./surg. comp.)	46	4.8	Cerebrovascular Diseases	50	4.9
Diabetes Mellitus	39	4.1	Certain Cond. Orig. in Perinatal Per.	39	3.8
Certain Cond. Orig. in Perinatal Per.	34	3.5	Nephritis/Nephrotic/Nephrosis	33	3.2
Nephritis/Nephrotic/Nephrosis	28	2.9	Diabetes Mellitus	28	2.7
Human Immunodeficiency Virus	25	2.6	Chronic Lower Respiratory Dis.	23	2.2
Chronic Lower Respiratory Dis.	17	1.8	Human Immunodeficiency Virus	22	2.1
Intentional Self-Harm (Suicide)	15	1.6	Intentional Self-Harm (Suicide)	18	1.8
Chronic Liver Disease/Cirrhosis	13	1.4	Chronic Liver Disease/Cirrhosis	17	1.7
Septicemia	10	1.0	Influenza and Pneumonia	13	1.3

(continued)

Cause of Death

Table 18. Leading Underlying Causes of Death for Males by Race, Wisconsin 2001 and 2002

2001	Number	Percent	2002	Number	Percent
AMERICAN INDIAN	152	100.0	AMERICAN INDIAN	148	100.0
Diseases of the Heart	36	23.7	Diseases of the Heart	34	23.0
Malignant Neoplasms	29	19.1	Malignant Neoplasms	26	17.6
Accidents (ex. med./surg. comp.)	21	13.8	Accidents (ex. med./surg. comp.)	22	14.9
Diabetes Mellitus	7	4.6	Chronic Liver Disease/Cirrhosis	10	6.8
Chronic Liver Disease/Cirrhosis	6	3.9	Influenza and Pneumonia	5	3.4
Intentional Self-Harm (Suicide)	5	3.3	Chronic Lower Respiratory Dis.	5	3.4
Influenza and Pneumonia	4	2.6	Pneumonitis Due to Solids/Liquids	5	3.4
Chronic Lower Respiratory Dis.	4	2.6	Nephritis/Nephrotic/Nephrosis	5	3.4
Cerebrovascular Diseases	3	2.0	Cerebrovascular Diseases	4	2.7
Assault (Homicide)	2	1.3	Diabetes Mellitus	3	2.0
Viral Hepatitis	1	0.7	Intentional Self-Harm (Suicide)	3	2.0
In Situ/Benign/Uncer. Neoplasms	1	0.7	Assault (Homicide)	3	2.0
ASIAN	92	100.0	ASIAN	102	100.0
Malignant Neoplasms	26	28.3	Malignant Neoplasms	20	19.6
Cerebrovascular Diseases	16	17.4	Accidents (ex. med./surg. comp.)	18	17.6
Diseases of the Heart	14	15.2	Diseases of the Heart	13	12.7
Accidents (ex. med./surg. comp.)	7	7.6	Cerebrovascular Diseases	8	7.8
Influenza and Pneumonia	3	3.3	Intentional Self-Harm (Suicide)	5	4.9
Hypertension/Hypertensive Ren Dis	2	2.2	Diabetes Mellitus	4	3.9
Chronic Lower Respiratory Dis.	2	2.2	Aortic Aneurysm and Dissection	4	3.9
Pneumonitis Due to Solids/Liquids	2	2.2	Chronic Lower Respiratory Dis.	3	2.9
Nephritis/Nephrotic/Nephrosis	2	2.2	Congenital Malformations, etc.	3	2.9
Certain Cond. Orig. Perinatal Per.	2	2.2	Certain Cond. Orig. Perinatal Per.	2	2.0
Viral Hepatitis	1	1.1	Meningococcal Infection	1	1.0
Diabetes Mellitus	1	1.1	Viral Hepatitis	1	1.0
Atherosclerosis	1	1.1	Human Immunodeficiency Virus	1	1.0

Source: Bureau of Health Information, Division of Health Care Financing, Department of Health and Family Services.

Notes: Totals include six records in 2001 and one record in 2002 for which race was unknown. Totals include one record in 2001 for which race was reported as Hawaiian. There was one record in 2001 and one in 2002 for which sex was unknown, so the totals for males and females will not add to the totals on page 43.

Underlying cause of death is the disease or injury that initiated events resulting in death.

For the ICD-10 codes used for cause-of-death groupings, see Technical Notes, page 77.

Conditions abbreviated in this table are spelled out in full in the Technical Notes.

- Diseases of the heart and malignant neoplasms (cancer) were the leading underlying causes of death in 2002 for males of all races in Wisconsin except Asians, for whom malignant neoplasms and accidents were the top two causes of death.
- Cerebrovascular diseases (stroke) were the third leading cause of death among white males, while homicide was the third leading cause of death among black males.
- Accidents accounted for 15 percent of deaths among American Indian males, 18 percent of deaths among Asian males, 6 percent of deaths among white males, and 7 percent of deaths among African American males.

Cause of Death

Table 19. Leading Underlying Causes of Death for Females by Race, Wisconsin 2001 and 2002

2001			2002		
	Number	Percent		Number	Percent
TOTAL, ALL RACES	23,812	100.0	TOTAL, ALL RACES	23,983	100.0
Diseases of the Heart	6,550	27.5	Diseases of the Heart	6,396	26.7
Malignant Neoplasms	5,174	21.7	Malignant Neoplasms	5,252	21.9
Cerebrovascular Diseases	2,193	9.2	Cerebrovascular Diseases	2,098	8.7
Chronic Lower Respiratory Dis.	1,149	4.8	Chronic Lower Respiratory Dis.	1,165	4.9
Alzheimer's Disease	919	3.9	Alzheimer's Disease	967	4.0
Accidents (ex. med./surg. comp.)	812	3.4	Accidents (ex. med./surg. comp.)	919	3.8
Influenza and Pneumonia	717	3.0	Influenza and Pneumonia	716	3.0
Diabetes Mellitus	672	2.8	Diabetes Mellitus	691	2.9
Nephritis/Nephrotic/Nephrosis	391	1.6	Nephritis/Nephrotic/Nephrosis	448	1.9
Septicemia	224	0.9	Hypertension/Hypertens. Renal Dis.	238	1.0
Hypertension/Hypertens. Renal Dis.	189	0.8	Septicemia	235	1.0
Aortic Aneurysm and Dissection	171	0.7	Parkinson's Disease	189	0.8
In Situ/Benign/Uncertain Neoplasm	169	0.7	Chronic Liver Disease and Cirrhosis	167	0.7
WHITE	22,791	100.0	WHITE	22,931	100.0
Diseases of the Heart	6,316	27.7	Diseases of the Heart	6,192	27.0
Malignant Neoplasms	4,956	21.7	Malignant Neoplasms	5,023	21.9
Cerebrovascular Diseases	2,109	9.3	Cerebrovascular Diseases	2,017	8.8
Chronic Lower Respiratory Dis.	1,119	4.9	Chronic Lower Respiratory Dis.	1,122	4.9
Alzheimer's Disease	902	4.0	Alzheimer's Disease	954	4.2
Accidents (ex. med./surg. comp.)	767	3.4	Accidents (ex. med./surg. comp.)	863	3.8
Influenza and Pneumonia	695	3.0	Influenza and Pneumonia	694	3.0
Diabetes Mellitus	618	2.7	Diabetes Mellitus	632	2.8
Nephritis/Nephrotic/Nephrosis	363	1.6	Nephritis/Nephrotic/Nephrosis	408	1.8
Septicemia	209	0.9	Septicemia	222	1.0
Hypertension/Hypertens. Renal Dis.	177	0.8	Hypertension/Hypertens. Renal Dis.	220	1.0
Aortic Aneurysm and Dissection	167	0.7	Parkinson's Disease	185	0.8
In Situ/Benign/Uncertain Neoplasm	160	0.7	Chronic Liver Disease and Cirrhosis	156	0.7
BLACK/AFRICAN AMERICAN	797	100.0	BLACK/AFRICAN AMERICAN	826	100.0
Diseases of the Heart	199	25.0	Malignant Neoplasms	186	22.5
Malignant Neoplasms	169	21.2	Diseases of the Heart	171	20.7
Cerebrovascular Diseases	57	7.2	Cerebrovascular Diseases	65	7.9
Diabetes Mellitus	43	5.4	Diabetes Mellitus	42	5.1
Accidents (ex. med./surg. comp.)	29	3.6	Accidents (ex. med./surg. comp.)	38	4.6
Certain Cond. Orig. Perinatal Per.	28	3.5	Nephritis/Nephrotic/Nephrosis	31	3.8
Chronic Lower Respiratory Dis.	22	2.8	Certain Cond. Orig. Perinatal Per.	30	3.6
Nephritis/Nephrotic/Nephrosis	22	2.8	Chronic Lower Respiratory Dis.	29	3.5
Influenza and Pneumonia	15	1.9	Influenza and Pneumonia	17	2.1
Assault (Homicide)	15	1.9	Hypertension/Hypertens. Renal Dis.	16	1.9
Septicemia	14	1.8	Assault (Homicide)	14	1.7
Alzheimer's Disease	13	1.6	Septicemia	11	1.3
Hypertension/Hypertens. Renal Dis.	11	1.4	Alzheimer's Disease	11	1.3

(continued)

Table 19. Leading Underlying Causes of Death for Females by Race, Wisconsin 2001 and 2002

2001	Number	Percent	2002	Number	Percent
AMERICAN INDIAN	113	100.0	AMERICAN INDIAN	136	100.0
Malignant Neoplasms	26	23.0	Diseases of the Heart	23	16.9
Diseases of the Heart	17	15.0	Malignant Neoplasms	19	14.0
Accidents (ex. med./surg. comp.)	11	9.7	Accidents (ex. med./surg. comp.)	15	11.0
Diabetes Mellitus	7	6.2	Diabetes Mellitus	14	10.3
Cerebrovascular Diseases	6	5.3	Chronic Lower Respiratory Dis.	11	8.1
Influenza and Pneumonia	6	5.3	Cerebrovascular Diseases	8	5.9
Chronic Lower Respiratory Dis.	5	4.4	Influenza and Pneumonia	5	3.7
Chronic Liver Disease/Cirrhosis	5	4.4	Chronic Liver Disease/Cirrhosis	5	3.7
Nephritis/Nephrotic/Nephrosis	3	2.7	Nephritis/Nephrotic/Nephrosis	3	2.2
Alzheimer's Disease	2	1.8	Pneumonitis Due to Solids/Liquids	3	2.2
Congenital Malformations, etc.	2	1.8	Septicemia	2	1.5
Intentional Self-Harm (Suicide)	2	1.8	In Situ/Benign/Uncertain Neoplasms	1	0.7
Septicemia	1	0.9	Alzheimer's Disease	1	0.7
ASIAN	110	100.0	ASIAN	90	100.0
Malignant Neoplasms	23	20.9	Malignant Neoplasms	24	26.7
Cerebrovascular Diseases	21	19.1	Diseases of the Heart	10	11.1
Diseases of the Heart	18	16.4	Cerebrovascular Diseases	8	8.9
Accidents (ex. Med./surg. comp.)	5	4.5	Nephritis/Nephrotic/Nephrosis	6	6.7
Diabetes Mellitus	4	3.6	Congenital Malformations, etc.	4	4.4
Chronic Lower Respiratory Dis.	3	2.7	Diabetes Mellitus	3	3.3
Nephritis/Nephrotic/Nephrosis	3	2.7	Chronic Lower Respiratory Dis.	3	3.3
Certain Cond. Orig. Perinatal Per.	3	2.7	Certain Cond. Orig. Perinatal Per.	3	3.3
Congenital Malformations, etc.	3	2.7	Accidents (ex. Med./surg. comp.)	3	3.3
Alzheimer's Disease	2	1.8	Viral Hepatitis	2	2.2
Viral Hepatitis	1	0.9	Hypertension/Hypertensive Ren. Dis	2	2.2
Atherosclerosis	1	0.9	Intentional Self-Harm (Suicide)	2	2.2
Aortic Aneurysm and Dissection	1	0.9	Assault (Homicide)	2	2.2

Source: Bureau of Health Information, Division of Health Care Financing, Department of Health and Family Services.

Notes: There was one record in 2001 and one in 2002 for which sex was unknown, so the totals for males and females will not add to the totals on page 43. The 2001 total includes one record for which race was listed as Hawaiian.

Underlying cause of death is the disease or injury that initiated events resulting in death. For the ICD-10 codes used for cause of death groupings, see Technical Notes, page 77. Conditions abbreviated in this table are spelled out in full in the Technical Notes.

- Among females in each race group, diseases of the heart and malignant neoplasms (cancer) were the two leading underlying causes of death in 2002.
- The third leading cause of death was cerebrovascular diseases among black, white and Asian females. Accidents were the third leading cause of death among American Indian females.

Cause of Death

Table 20. Deaths by Underlying Cause of Death and County of Residence, Wisconsin, 2002

	Total	Adams	Ashland	Barron	Bayfield	Brown	Buffalo	Burnett	Calumet	Chippewa	Clark
Total Deaths, All Causes	46,893	218	210	505	157	1,573	130	212	246	534	352
Male	22,909	130	102	256	87	737	64	120	113	264	185
Female	23,983	88	108	249	70	836	66	92	133	270	167
Tuberculosis	5										
Human Immunodeficiency Virus	77					1	1				
Malignant Neoplasms	10,809	65	42	115	45	357	41	61	65	99	73
Stomach	165	2				8	2	2		2	1
Colon, Rectum, Anus	1,060	5	5	11	6	33	4	12	11	10	7
Pancreas	660	6		6	3	20	4	2		2	7
Trachea, Bronchus and Lung	2,799	21	11	23	8	90	8	14	16	25	13
Breast	792	5	3	6	1	30	5	4	2	6	5
Cervix Uteri, Corpus Uteri, Ovary	499	3	1	7	3	10		1	6	7	3
Prostate	661	4	6	8	2	24	2	4	3	6	6
Urinary Tract	556	3		3		18		6	1	8	4
Non-Hodgkin's Lymphoma	426		1	6	1	16	2	1	3	6	2
Leukemia	446	4		2	1	19	2	4	3	5	9
Other Malignant Neoplasms	2,745	12	15	43	20	89	12	11	20	22	16
Diabetes Mellitus	1,353	10	11	15	4	43	2	6	11	15	15
Alzheimer's Disease	1,343	3	3	15	7	47	4	2	7	16	10
Major Cardiovascular Diseases	17,544	77	86	184	51	632	53	78	91	214	122
Diseases of the Heart	12,877	56	64	121	38	462	44	65	74	153	91
Hyp. Heart Dis. w/wo Renal Dis.	433	2	2	1	1	9		1		1	
Ischemic Heart Disease	8,711	41	46	75	27	320	25	32	50	117	74
Other Diseases of the Heart	3,733	13	16	45	10	133	19	32	24	35	17
Hypertension/Hypertens. Renal Dis.	396	1	1	3	3	8			2	3	4
Cerebrovascular Diseases	3,470	15	20	53	7	140	7	7	13	40	23
Atherosclerosis	191	1		3	1	5	1	1		7	
Other Dis. of Circulatory System	610	4	1	4	2	17	1	5	2	11	4
Influenza and Pneumonia	1,286	5	7	23	6	31	4	2	4	22	9
Chronic Lower Respiratory Diseases	2,330	8	10	29	8	64	5	4	16	32	19
Peptic Ulcer	84	1		1		3		1		2	
Chronic Liver Disease and Cirrhosis	436	3	5	7	4	23		2	3	3	1
Nephritis/Nephrotic Syn./Nephrosis	853	1	4	13	6	20	1	5	3	10	4
Pregnancy, Childbirth and Puerperium	5										1
Certain Conditions Orig. in Perinatal Per.	239		1	1		9			1	4	3
Congenital Malformations, etc.	205	1		2		8			2	2	2
Sudden Infant Death Syndrome	46				1	1		1			
Symptoms, Signs and Lab. Findings	190	1		3		3		2		2	1
All Other Diseases	6,951	27	31	69	16	223	10	37	30	74	54
Motor Vehicle Accidents	829	10	3	10	6	24	4	7	6	7	16
All Accidents (except motor vehicle)	1,434	3	4	10	2	49	5	3	4	23	19
Intentional Self-Harm (Suicide)	626	3	3	7	1	23		1	3	9	3
Assault (Homicide)	190			1		5					
All Other External Causes	58					7					

Cause of Death

Table 20. Deaths by Underlying Cause of Death and County of Residence, Wisconsin 2002

	Columbia	Crawford	Dane	Dodge	Door	Douglas	Dunn	Eau Claire	Florence	Fond du Lac	Forest
Total Deaths, All Causes	519	176	2,677	895	316	454	298	703	48	877	102
Male	264	93	1,265	423	152	222	151	349	25	438	55
Female	255	83	1,412	472	164	232	147	354	23	439	47
Tuberculosis											
Human Immunodeficiency Virus			6			1	1			2	
Malignant Neoplasms	122	40	613	181	69	104	68	172	14	197	25
Stomach	6	2	9	2	1	1		1			
Colon, Rectum, Anus	12	1	54	18	6	15	6	22	2	14	2
Pancreas	5	1	33	8	4	6	7	15		6	
Trachea, Bronchus and Lung	29	12	164	39	16	35	14	53	3	61	14
Breast	12	4	60	18	9	7	3	9		17	1
Cervix Uteri, Corpus Uteri, Ovary	3	1	34	9	5	2	4	7	1	9	1
Prostate	3	2	42	9	1	7	8	11		14	1
Urinary Tract	12	1	25	12	2	2	2	11	1	14	1
Non-Hodgkin's Lymphoma	2		26	7	4	1	2	8	1	10	2
Leukemia	5	3	22	9	2	2	1	3		9	1
Other Malignant Neoplasms	33	13	144	50	19	26	21	32	6	43	2
Diabetes Mellitus	18	6	62	26	11	16	3	15	1	25	3
Alzheimer's Disease	23	6	94	30	9	17	21	13		40	2
Major Cardiovascular Diseases	195	73	968	363	123	145	100	243	21	357	45
Diseases of the Heart	129	57	705	266	90	105	80	183	20	253	37
Hyp. Heart Dis. w/wo Renal Dis.	2	1	15	9	2	2	1	6		7	
Ischemic Heart Disease	85	33	455	174	52	74	55	101	9	176	27
Other Diseases of the Heart	42	23	235	83	36	29	24	76	11	70	10
Hypertension/Hypertens. Renal Dis.	8	1	19	6	3	4	2	4		7	
Cerebrovascular Diseases	49	14	204	77	22	28	16	49	1	82	2
Atherosclerosis	1	1	7	1	1	1	1	2		5	2
Other Dis. of Circulatory System	8		33	13	7	8	1	5		10	4
Influenza and Pneumonia	12	3	81	24	2	14	8	28		24	1
Chronic Lower Respiratory Diseases	28	10	126	50	17	28	10	43	3	32	1
Peptic Ulcer			6	1	1	1		1		1	
Chronic Liver Disease and Cirrhosis	2	2	28	6	4	6	3	4		4	1
Nephritis/Nephrotic Syn./Nephrosis	10	5	37	20	8	6	9	10		16	1
Pregnancy, Childbirth and Puerperium											
Certain Conditions Orig. in Perinatal Per.	2		20	2		1	1	3		3	
Congenital Malformations, etc.	2		17	1	2	2		3		4	1
Sudden Infant Death Syndrome			2			1	1	1		1	
Symptoms, Signs and Lab. Findings	4	1	17	5		2	1	2		4	1
All Other Diseases	64	16	416	127	46	80	51	116	6	117	15
Motor Vehicle Accidents	21	4	51	34	6	6	8	14	2	16	2
All Accidents (except motor vehicle)	10	8	69	13	12	18	8	19	1	20	3
Intentional Self-Harm (Suicide)	5	2	59	11	5	5	4	13		13	1
Assault (Homicide)			3	1	1	1	1	2			
All Other External Causes	1		2					1		1	

Cause of Death

Table 20. Deaths by Underlying Cause of Death and County of Residence, Wisconsin 2002

	Grant	Green	Green Lake	Iowa	Iron	Jackson	Jefferson	Juneau	Kenosha	Kewaunee	La Crosse
Total Deaths, All Causes	465	340	255	191	87	191	569	262	1,249	185	889
Male	231	164	128	93	50	92	303	120	598	92	415
Female	234	176	127	98	37	99	266	142	651	93	474
Tuberculosis											
Human Immunodeficiency Virus							2		4		1
Malignant Neoplasms	93	69	60	40	19	43	138	60	297	40	195
Stomach	2	1	1			1	2		6	2	1
Colon, Rectum, Anus	11	14	4	5	1	5	13	11	22	6	19
Pancreas	4	5	4	2		2	8	3	27	4	14
Trachea, Bronchus and Lung	20	14	20	14	8	9	43	11	77	5	54
Breast	13	2	5	2		2	7	5	22	4	17
Cervix Uteri, Corpus Uteri, Ovary	5	6		3	1	2	9	2	17	2	7
Prostate	6	4	2	1	1	2	9	3	13	5	9
Urinary Tract	4	5	3		2	6	5	4	13	3	8
Non-Hodgkin's Lymphoma	4	3	1				8	1	13	2	5
Leukemia	3		2	3			4	1	13	2	7
Other Malignant Neoplasms	21	15	18	10	6	14	30	19	74	5	54
Diabetes Mellitus	11	18	9	9	2	4	15	9	42	2	26
Alzheimer's Disease	17	30	7	4	4	10	14	2	22	2	37
Major Cardiovascular Diseases	202	111	96	76	35	73	209	107	494	67	285
Diseases of the Heart	148	72	68	54	29	55	160	76	359	56	187
Hyp. Heart Dis. w/wo Renal Dis.	1	4	1		1		5		12	3	
Ischemic Heart Disease	87	46	52	39	21	39	116	63	249	27	133
Other Diseases of the Heart	60	22	15	15	7	16	39	13	98	26	54
Hypertension/Hypertens. Renal Dis.	3	2	2				5	5	12		1
Cerebrovascular Diseases	44	33	19	22	5	16	39	22	102	11	76
Atherosclerosis	2		1				1	2	3		5
Other Dis. of Circulatory System	5	4	6		1	2	4	2	18		16
Influenza and Pneumonia	18	9	3	2	2	4	19	6	34	4	24
Chronic Lower Respiratory Diseases	23	19	17	14	5	9	16	7	65	12	46
Peptic Ulcer	1	4			1			2	2		3
Chronic Liver Disease and Cirrhosis	2	3	4		2	4	2	4	23	1	10
Nephritis/Nephrotic Syn./Nephrosis	8	7	3	1	2	8	10	4	14	3	16
Pregnancy, Childbirth and Puerperium	1										
Certain Conditions Orig. in Perinatal Per.	2		1			1	3		6	1	4
Congenital Malformations, etc.			2				3		3		5
Sudden Infant Death Syndrome					1				2		
Symptoms, Signs and Lab. Findings	1	2			1			1	5	1	2
All Other Diseases	57	50	41	26	8	27	95	42	158	38	181
Motor Vehicle Accidents	12	8	1	6	2	2	11	2	18	6	11
All Accidents (except motor vehicle)	10	6	6	9	2	4	17	15	37	5	21
Intentional Self-Harm (Suicide)	7	4	4	4		1	14	1	19	3	19
Assault (Homicide)			1		1	1	1		2		1
All Other External Causes									2		2

Cause of Death

Table 20. Deaths by Underlying Cause of Death and County of Residence, Wisconsin 2002

	Lafayette	Langlade	Lincoln	Manitowoc	Marathon	Marinette	Marquette	Menominee	Milwaukee	Monroe	Oconto
Total Deaths, All Causes	147	244	346	823	990	502	166	29	9,022	433	315
Male	79	121	179	402	491	240	96	16	4,320	215	173
Female	68	123	167	421	499	262	70	13	4,702	218	142
Tuberculosis	1								3		
Human Immunodeficiency Virus					3				42		
Malignant Neoplasms	32	55	73	191	261	103	40	7	2,029	103	81
Stomach	1			5	2		1		36		1
Colon, Rectum, Anus	5	6	9	16	20	5	2	2	191	5	10
Pancreas	2	6	7	12	15	8	2		133	5	3
Trachea, Bronchus and Lung	6	16	16	48	64	34	15	1	533	32	21
Breast	4	1	2	14	20	8	1		148	13	5
Cervix Uteri, Corpus Uteri, Ovary		3	6	8	13	3	2		98	2	5
Prostate	3		8	17	20	8	2	1	106	11	6
Urinary Tract		2	2	10	16	2	2		104	7	4
Non-Hodgkin's Lymphoma		3	4	5	7	5			80	6	3
Leukemia	2	1	5	6	12	10	2		83	4	1
Other Malignant Neoplasms	9	17	14	50	72	20	11	3	517	18	22
Diabetes Mellitus	3	3	13	24	37	20	3	1	225	14	14
Alzheimer's Disease	3	4	17	25	22	22	4	2	160	12	11
Major Cardiovascular Diseases	62	114	138	320	354	205	55	3	3,330	165	117
Diseases of the Heart	48	83	94	225	274	161	41	2	2,503	133	85
Hyp. Heart Dis. w/wo Renal Dis.		2		5	5	3			201	6	
Ischemic Heart Disease	35	65	73	145	176	119	28	1	1,678	100	52
Other Diseases of the Heart	13	16	21	75	93	39	13	1	624	27	33
Hypertension/Hypertens. Renal Dis.			1	6	13	7			71	4	9
Cerebrovascular Diseases	9	24	35	73	59	30	11	1	618	23	17
Atherosclerosis	4		1	6	1	5			21	1	2
Other Diseases of Circulatory System	1	7	7	10	7	2	3		117	4	4
Influenza and Pneumonia	5	10	10	23	15	8	4	1	216	12	5
Chronic Lower Respiratory Diseases	9	15	12	29	52	24	15	4	453	25	16
Peptic Ulcer	1	1		5					6	2	
Chronic Liver Disease and Cirrhosis		2	1	1	7	3	1	1	73	3	2
Nephritis/Nephrotic Syn./Nephrosis	4	3	7	12	18	13	2		198	6	7
Pregnancy, Childbirth and Puerperium									1		
Certain Conditions Orig. in Perinatal Per.	3	1		3	3	1	1		82	3	
Congenital Malformations, etc.			1	1	3	2	2	1	52	5	1
Sudden Infant Death Syndrome					2		1		16		
Symptoms, Signs and Lab. Findings	2		1	5	4	1	1	3	25	2	
All Other Diseases	15	26	51	128	141	64	20		1,428	59	39
Motor Vehicle Accidents	2	5	3	10	27	12	1	3	78	11	10
All Accidents (except motor vehicle)	5	2	10	36	24	13	13	1	363	7	4
Intentional Self-Harm (Suicide)		1	9	10	15	8	3		90	3	4
Assault (Homicide)		2			2	3			126		4
All Other External Causes								2	26	1	

Cause of Death

Table 20. Deaths by Underlying Cause of Death and County of Residence, Wisconsin 2002

	Oneida	Outagamie	Ozaukee	Pepin	Pierce	Polk	Portage	Price	Racine	Richland	Rock
Total Deaths, All Causes	401	1,123	568	88	251	417	463	186	1,489	197	1,296
Male	197	553	281	48	123	235	246	101	743	89	607
Female	204	570	287	40	128	182	217	85	746	108	689
Tuberculosis											
Human Immunodeficiency Virus		1							1		3
Malignant Neoplasms	92	286	149	28	52	95	109	33	343	40	306
Stomach	1	4			2	1	4		5		2
Colon, Rectum, Anus	8	39	15	7	3	9	8	3	33	2	27
Pancreas	5	16	10	3	2	6	7	2	20	5	20
Trachea, Bronchus and Lung	27	65	31	5	14	23	31	8	88	10	102
Breast	8	17	11		6	2	8	1	24	3	23
Cervix Uteri, Corpus Uteri, Ovary	2	12	8			5	3	1	13		21
Prostate	5	11	10	1	2	8	5	1	18	3	14
Urinary Tract	6	16	9	1	2	3	6	2	18	6	20
Non-Hodgkin's Lymphoma	6	17	6	1	5	3	2	2	11	3	12
Leukemia	2	16	8	3	3	5	5	2	14	1	5
Other Malignant Neoplasms	22	73	41	7	13	30	30	11	99	7	60
Diabetes Mellitus	14	25	22	4	12	17	7	7	48	3	35
Alzheimer's Disease	19	37	20	3	7	13	19	4	44		42
Major Cardiovascular Diseases	155	408	205	34	100	159	168	82	535	89	442
Diseases of the Heart	110	299	140	22	75	114	132	55	389	59	318
Hyp. Heart Dis. w/wo Renal Dis.	1	5	4			1	4	2	9	2	5
Ischemic Heart Disease	75	207	107	15	54	79	93	40	248	36	213
Other Diseases of the Heart	34	87	29	7	21	34	35	13	132	21	100
Hypertension/Hypertens. Renal Dis.	6	3	6		9	1	4	2	11	1	20
Cerebrovascular Diseases	34	79	38	9	10	36	22	18	105	23	79
Atherosclerosis	1	4	14	1	3	2	2	2	2	3	10
Other Diseases of Circulatory Sys.	4	23	7	2	3	6	8	5	28	3	15
Influenza and Pneumonia	9	39	14		7	12	17	9	34	6	44
Chronic Lower Respiratory Diseases	23	50	26	4	11	18	22	13	62	14	89
Peptic Ulcer	1	2					2		4		3
Chronic Liver Disease and Cirrhosis	2	6	5	1	3	6	2	2	13		12
Nephritis/Nephrotic Syn./Nephrosis	6	17	10		2	10	7		35	1	22
Pregnancy, Childbirth and Puerperium		2									
Certain Conditions Orig. in Perinatal Per.	2	7	1		1	1	1		14		8
Congenital Malformations, etc.	1	7	7	2	3	2	2	1	8	2	5
Sudden Infant Death Syndrome									5		2
Symptoms, Signs and Lab. Findings	2	5	1	1	1	3	2	1	11	1	15
All Other Diseases	55	161	80	9	36	46	66	27	221	23	198
Motor Vehicle Accidents	8	21	8	1	1	18	17	1	29	7	24
All Accidents (except motor vehicle)	5	30	9		7	12	13	6	49	9	32
Intentional Self-Harm (Suicide)	5	14	10	1	7	4	8		29	2	11
Assault (Homicide)		2	1		1	1	1		3		2
All Other External Causes	2	3							1		1

Cause of Death

Table 20. Deaths by Underlying Cause of Death and County of Residence, Wisconsin 2002

	Rusk	St. Croix	Sauk	Sawyer	Shawano	Sheboygan	Taylor	Trempealeau	Vernon	Vilas	Walworth
Total Deaths, All Causes	179	484	509	207	457	1,092	202	284	309	260	815
Male	94	229	248	113	251	524	102	136	141	135	375
Female	85	255	261	94	206	568	100	148	168	125	440
Tuberculosis											
Human Immunodeficiency Virus			1							1	
Malignant Neoplasms	37	113	123	53	108	232	38	49	75	58	171
Stomach		2		5	2	10	1				2
Colon, Rectum, Anus	3	12	9	3	9	24	3	5	10	5	19
Pancreas	3	8	6	2	5	9	1	7	6	6	7
Trachea, Bronchus and Lung	13	29	40	10	28	37	13	10	17	18	51
Breast		4	16	3	4	16	1	2	6	5	11
Cervix Uteri, Corpus Uteri, Ovary	1	4	7	1	3	15		5	3	1	16
Prostate	3	10	6	5	15	15	4	2	2	2	6
Urinary Tract	1	8	2	5	5	16	2	1	2	3	12
Non-Hodgkin's Lymphoma	3	6	5	3	4	11	1	2	6	2	2
Leukemia	1	2	3	1	4	12	1	3	3	1	5
Other Malignant Neoplasms	9	28	29	15	29	67	11	12	20	15	40
Diabetes Mellitus	1	18	9	5	34	34	3	10	10	8	32
Alzheimer's Disease	4	15	13	5	10	18	5	5	8	6	29
Major Cardiovascular Diseases	62	164	209	66	180	440	78	108	141	107	297
Diseases of the Heart	51	114	167	54	144	326	51	75	105	82	219
Hyp. Heart Dis. w/wo Renal Dis.		1	4		3	1	5	4	1		1
Ischemic Heart Disease	25	79	108	46	117	213	31	56	64	66	158
Other Diseases of the Heart	26	34	55	8	24	112	15	15	40	16	60
Hypertension/Hypertens. Renal Dis.		4	4		13	9	2		2	1	5
Cerebrovascular Diseases	7	38	30	10	19	86	24	30	26	20	60
Atherosclerosis	1				1	7		1	1		5
Other Diseases of Circulatory Sys.	3	8	8	2	3	12	1	2	7	4	8
Influenza and Pneumonia	6	22	25	5	12	36	4	13	8	10	18
Chronic Lower Respiratory Diseases	12	16	18	11	18	44	14	16	11	13	52
Peptic Ulcer		1				1	2	1		1	2
Chronic Liver Disease and Cirrhosis	4	6	10	2	4	13	1	2	1	4	12
Nephritis/Nephrotic Syn./Nephrosis	4	11	7	4	12	14	8	4	8	3	11
Pregnancy, Childbirth and Puerperium											
Certain Conditions Orig. in Perinatal Per.		4	2		1	4		1		1	6
Congenital Malformations, etc.		3		1	2	6		1	1		2
Sudden Infant Death Syndrome				1	1					2	1
Symptoms, Signs and Lab. Findings		3	1	1	2	7	1	2		1	2
All Other Diseases	34	66	63	35	47	174	36	51	37	27	125
Motor Vehicle Accidents	1	24	10	6	7	24	4	7	2	4	12
All Accidents (except motor vehicle)	11	10	11	6	12	28	5	9	4	10	26
Intentional Self-Harm (Suicide)	2	4	6	3	7	16	2	4	3	4	16
Assault (Homicide)	1	3	1	3		1	1	1			1
All Other External Causes		1									

Cause of Death

Table 20. Deaths by Underlying Cause of Death and County of Residence, Wisconsin 2002

	Washburn	Washington	Waukesha	Waupaca	Waushara	Winnebago	Wood
Total Deaths, All Causes	180	851	2,833	624	250	1,280	696
Male	88	412	1,314	351	147	575	338
Female	92	438	1,519	273	103	705	358
Tuberculosis		1					
Human Immunodeficiency Virus			3	2			1
Malignant Neoplasms	50	218	705	133	63	287	166
Stomach	1	1	16			3	2
Colon, Rectum, Anus	7	25	66	11	11	31	15
Pancreas	4	17	39	6	6	22	9
Trachea, Bronchus and Lung	13	57	170	35	19	64	41
Breast	3	12	55	8	2	27	12
Cervix Uteri, Corpus Uteri, Ovary		5	35	7	2	14	4
Prostate	3	16	39	18	2	16	19
Urinary Tract	4	15	31	6	4	16	6
Non-Hodgkin's Lymphoma	3	10	21	9	1	13	5
Leukemia		11	38	5	2	10	13
Other Malignant Neoplasms	12	49	195	28	14	71	40
Diabetes Mellitus	3	24	76	17	6	39	8
Alzheimer's Disease	6	35	79	13	7	53	24
Major Cardiovascular Diseases	55	303	1,018	237	107	483	273
Diseases of the Heart	43	219	736	164	86	325	197
Hyp. Heart Dis. w/wo Renal Dis.	1	6	27		3	30	2
Ischemic Heart Disease	33	150	480	126	65	206	129
Other Diseases of the Heart	9	63	229	38	18	89	66
Hypertension/Hypertens. Renal Dis.		6	35	4		21	7
Cerebrovascular Diseases	12	63	204	53	17	106	54
Atherosclerosis		7	11	7		7	4
Other Diseases of Circulatory System		8	32	9	4	24	11
Influenza and Pneumonia	5	19	83	18	8	38	21
Chronic Lower Respiratory Diseases	13	29	160	32	16	56	37
Peptic Ulcer	1	2	7	2	1	3	1
Chronic Liver Disease and Cirrhosis	2	8	33	5	2	15	
Nephritis/Nephrotic Syn./Nephrosis	3	8	53	14		27	17
Pregnancy, Childbirth and Puerperium							
Certain Conditions Orig. in Perinatal Per.		3	9	1		5	1
Congenital Malformations, etc.	3	2	6	2	2	4	
Sudden Infant Death Syndrome			3				
Symptoms, Signs and Lab. Findings			13	2		3	3
All Other Diseases	30	132	401	102	23	210	117
Motor Vehicle Accidents	3	18	30	21	8	8	7
All Accidents (except motor vehicle)	4	39	118	17	3	25	11
Intentional Self-Harm (Suicide)	2	10	29	4	2	22	9
Assault (Homicide)			4	1	1	2	
All Other External Causes			3	1	1		

Source: Bureau of Health Information, Division of Health Care Financing, Department of Health and Family Services.

Notes: For the ICD-10 codes used for cause-of-death groupings, see Technical Notes, page 80. Total includes one record from Washington County for which sex was unknown.

Cause of Death

Table 21. Deaths by Specific Underlying Cause, Wisconsin 2002

	Total	Male	Female
	46,893	22,909	23,983
I. Certain Infectious and Parasitic Diseases (A00-B99)	691	350	341
Intestinal Infectious Diseases (A00-A09)	35	16	19
A04 Other Bacterial Intestinal Infections.....	28	15	13
A08 Viral and Other Specified Intestinal Infections	3		3
A09 Diarrhea and Gastroenteritis of Presumed Infectious Origin	4	1	3
Tuberculosis (A15-A19)	5	1	4
A16 Respiratory Tuberculosis, Not Confirmed Bacteriologically or Histologically.....	4	1	3
A19 Miliary Tuberculosis.....	1		1
Other Bacterial Diseases (A30-A49)	459	210	249
A31 Infection Due to Other Mycobacteria.....	7	2	5
A39 Meningococcal Infection	5	5	
A40 Streptococcal Septicemia.....	13	6	7
A41 Other Septicemia	414	186	228
A43 Nocardiosis.....	1		1
A48 Other Bacterial Diseases, NEC.....	4	2	2
A49 Bacterial Infection of Unspecified Site.....	15	9	6
Rickettsioses (A75-A79)	1		1
A77 Spotted Fever (Tick-Borne Rickettsioses).....	1		1
Viral Infections of the Central Nervous System (A80-A89)	14	6	8
A81 Slow Virus Infections of Central Nervous System.....	9	5	4
A86 Unspecified Viral Encephalitis.....	4	1	3
A87 Viral Meningitis.....	1		1
Arthropod-Borne Viral Fevers and Viral Hemorrhagic Fevers (A90-A99)	2	2	
A92 Other Mosquito-Borne Viral Fevers	2	2	
Viral Infect. Characterized by Skin & Mucous Membrane Lesions (B00-B09)	10	1	9
B00 Herpesviral (Herpes Simplex) Infections	3		3
B02 Zoster (Herpes Zoster).....	7	1	6
Viral Hepatitis (B15-B19)	38	21	17
B15 Acute Hepatitis A	1		1
B16 Acute Hepatitis B	5		5
B17 Other Acute Viral Hepatitis.....	25	18	7
B18 Chronic Viral Hepatitis.....	6	3	3
B19 Unspecified Viral Hepatitis	1		1
Human Immunodeficiency Virus (HIV) Disease (B20-B24)	77	68	9
B20 HIV Disease Resulting in Infectious and Parasitic Diseases.....	22	21	1
B21 HIV Disease Resulting in Malignant Neoplasms	6	6	
B22 HIV Disease Resulting in Other Specified Diseases	5	4	1
B23 HIV Disease Resulting in Other Conditions.....	19	15	4
B24 Unspecified HIV Disease	25	22	3
Other Viral Diseases (B25-B34)	13	5	8
B25 Cytomegaloviral Disease	3	2	1
B34 Viral Infection of Unspecified Site.....	10	3	7
Mycoses (B35-B49)	15	9	6
B37 Candidiasis	5	1	4
B40 Blastomycosis	5	3	2
B44 Aspergillosis	2	2	
B45 Cryptococcosis	2	2	
B49 Unspecified Mycosis	1	1	

Cause of Death

Table 21. Deaths by Specific Underlying Cause, Wisconsin 2002

	Total	Male	Female
Protozoal Diseases (B50-B64)	3	1	2
B59 Pneumocystosis.....	3	1	2
Sequelae of Infectious and Parasitic Diseases (B90-B94)	17	9	8
B90 Sequelae of Tuberculosis.....	1		1
B91 Sequelae of Poliomyelitis.....	7	3	4
B94 Sequelae of Other and Unspecified Infectious & Parasitic Diseases.....	9	6	3
Other Infectious Diseases (B99)	2	1	1
B99 Other and Unspecified Infectious Diseases.....	2	1	1
II. Neoplasms (C00-D48)	11,129	5,719	5,410
Malignant Neoplasms of Lip, Oral Cavity and Pharynx (C00-C14)	159	102	57
C00 Lip.....	1	1	
C01 Base of Tongue.....	2	2	
C02 Other and Unspecified Parts of Tongue.....	41	25	16
C03 Gum.....	1		1
C04 Floor of Mouth.....	3	1	2
C05 Palate.....	1	1	
C06 Other and Unspecified Parts of Mouth.....	27	17	10
C07 Parotid Gland.....	14	9	5
C08 Other and Unspecified Major Salivary Glands.....	3	2	1
C09 Tonsil.....	8	7	1
C10 Oropharynx.....	14	9	5
C11 Nasopharynx.....	14	7	7
C12 Pyriform Sinus.....	5	4	1
C13 Hypopharynx.....	9	7	2
C14 Other and Ill-Defined Sites.....	16	10	6
Malignant Neoplasms of Digestive Organs (C15-C26)	2,592	1,395	1,197
C15 Esophagus.....	295	230	65
C16 Stomach.....	165	93	72
C17 Small Intestine.....	28	17	11
C18 Colon.....	866	425	441
C19 Rectosigmoid Junction.....	46	21	25
C20 Rectum.....	145	78	67
C21 Anus and Anal Canal.....	3	1	2
C22 Liver and Intrahepatic Bile Ducts.....	281	178	103
C23 Gallbladder.....	46	12	34
C24 Other and Unspecified Parts of Biliary Tract.....	34	14	20
C25 Pancreas.....	660	316	344
C26 Other and Ill-Defined Digestive Organs.....	23	10	13
Malignant Neoplasms of Respiratory and Intrathoracic Organs (C30-C39)	2,867	1,603	1,264
C30 Nasal Cavity and Middle Ear.....	1		1
C31 Accessory Sinuses.....	13	8	5
C32 Larynx.....	49	37	12
C33 Trachea.....	2		2
C34 Bronchus and Lung.....	2,797	1,555	1,242
C37 Thymus.....	2	1	1
C38 Heart, Mediastinum and Pleura.....	3	2	1

Cause of Death

Table 21. Deaths by Specific Underlying Cause, Wisconsin 2002

	Total	Male	Female
Malignant Neoplasms of Bone and Articular Cartilage (C40-C41)	19	10	9
C40 Bone and Articular Cartilage of Limbs	1		1
C41 Bone and Articular Cartilage of Other and Unspecified Sites	18	10	8
Melanoma and Other Malignant Neoplasms of Skin (C43-C44)	166	119	47
C43 Malignant Melanoma of Skin.....	141	101	40
C44 Other Malignant Neoplasms of Skin.....	25	18	7
Malignant Neoplasms of Mesothelial and Soft Tissue (C45-C49)	177	98	79
C45 Mesothelioma	65	53	12
C47 Peripheral Nerves and Autonomic Nervous System	2	1	1
C48 Retroperitoneum and Peritoneum.....	26	6	20
C49 Other Connective and Soft Tissue.....	84	38	46
Malignant Neoplasm of Breast (C50)	792	4	788
C50 Breast.....	792	4	788
Malignant Neoplasm of Female Genital Organs (C51-C58)	536		536
C51 Vulva	17		17
C52 Vagina	8		8
C53 Cervix Uteri.....	48		48
C54 Corpus Uteri	87		87
C55 Uterus, Part Unspecified	65		65
C56 Ovary.....	299		299
C57 Other and Unspecified Female Genital Organs.....	12		12
Malignant Neoplasm of Male Genital Organs (C60-C63)	669	669	
C60 Penis	1	1	
C61 Prostate.....	661	661	
C62 Testis	7	7	
Malignant Neoplasm of Urinary Tract (C64-C68)	556	368	188
C64 Kidney, Except Renal Pelvis	270	168	102
C65 Renal Pelvis.....	4	2	2
C66 Ureter.....	4	3	1
C67 Bladder	269	191	78
C68 Other and Unspecified Urinary Organs.....	9	4	5
Malig. Neo. of Eye, Brain & Other Parts of Central Nervous Sys. (C69-C72)	268	155	113
C69 Eye and Adnexa	3	2	1
C70 Meninges	3	2	1
C71 Brain	258	151	107
C72 Spinal Cord, Cranial Nerves and Other Parts of Central Nervous System.....	4		4
Malignant Neoplasms of Thyroid and Other Endocrine Glands (C73-C75)	47	23	24
C73 Malignant Neoplasm of Thyroid Gland	26	9	17
C74 Malignant Neoplasm of Adrenal Gland	19	13	6
C75 Malignant Neoplasm of Other Endocrine Glands and Related Structures	2	1	1
Malignant Neoplasm of Ill-Defined, Secondary and Unspec. Sites (C76-C80)	753	379	374
C76 Other and Ill-Defined Sites.....	55	27	28
C77 Secondary and Unspecified Malignant Neoplasm of Lymph Nodes.....	1		1
C78 Secondary Malignant Neoplasm of Respiratory and Digestive Organs	46	21	25
C79 Secondary Malignant Neoplasm of Other Sites	53	27	26
C80 Without Specification of Site	598	304	294
Malignant Neop. of Lymphoid, Haematopoietic & Related Tissue (C81-C96)	1,121	582	539
C81 Hodgkin's Disease	30	20	10

Cause of Death

Table 21. Deaths by Specific Underlying Cause, Wisconsin 2002

	Total	Male	Female
C82 Follicular (Nodular) Non-Hodgkin's Lymphoma.....	7	2	5
C83 Diffuse Non-Hodgkin's Lymphoma.....	63	40	23
C84 Peripheral & Cutaneous T-Cell Lymphomas.....	13	8	5
C85 Other and Unspecified Types of Non-Hodgkin's Lymphoma.....	343	168	175
C88 Malignant Immunoproliferative Diseases.....	11	5	6
C90 Multiple Myeloma & Malignant Plasma Cell Neoplasms.....	206	112	94
C91 Lymphoid Leukemia.....	129	54	75
C92 Myeloid Leukemia.....	222	120	102
C93 Monocytic Leukemia.....	2		2
C94 Other Leukemias of Specified Cell Type.....	2	1	1
C95 Leukemia of Unspecified Cell Type.....	91	50	41
C96 Oth. & Unspec. Malig. Neop. Of Lymphoid, Hematopoietic & Related Tissue.....	2	2	
Malignant Neoplasms of Independent (Primary) Multiple Sites (C97)	87	50	37
C97 Independent (Primary) Multiple Sites.....	87	50	37
Benign Neoplasms (D10-D36)	34	16	18
D14 Benign Neoplasm of Middle Ear and Respiratory System.....	2	1	1
D15 Benign Neoplasm of Other and Unspecified Intrathoracic Organs.....	4	2	2
D17 Benign Lipomatous Neoplasm.....	1	1	
D18 Hemangioma and Lymphangioma, Any Site.....	1		1
D27 Benign Neoplasm of Ovary.....	1		1
D32 Benign Neoplasm of Meninges.....	22	10	12
D35 Benign Neoplasm of Other & Unspecified Endocrine Glands.....	2	1	1
D36 Benign Neoplasm of Other & Unspecified Sites.....	1	1	
Neoplasms of Uncertain or Unknown Behavior (D37-D48)	286	146	140
D37 Oral Cavity and Digestive Organs.....	23	10	13
D38 Middle Ear and Respiratory and Intrathoracic Organs.....	8	3	5
D39 Female Genital Organs.....	3		3
D41 Urinary Organs.....	2		2
D42 Meninges.....	2	1	1
D43 Brain and Central Nervous System.....	61	39	22
D45 Polycythemia Vera.....	5	2	3
D46 Myelodysplastic Syndromes.....	125	74	51
D47 Lymphoid, Hematopoietic and Related Tissue.....	34	9	25
D48 Other and Unspecified Sites.....	23	8	15
III. Diseases of Blood and Blood-Forming Organs and Certain Disorders Involving the Immune Mechanisms (D50-D89)	178	84	94
Nutritional Anemias (D50-D53)	10	1	9
D50 Iron Deficiency Anemia.....	6	1	5
D51 Vitamin B12 Deficiency Anemia.....	3		3
D53 Other Nutritional Anemias.....	1		1
Hemolytic Anemias (D55-D59)	13	3	10
D57 Sickle-Cell Disorders.....	5	2	3
D58 Other Hereditary Hemolytic Anemias.....	1		1
D59 Acquired Hemolytic Anemia.....	7	1	6
Aplastic and Other Anemias (D60-D64)	69	32	37
D60 Acquired Pure Red Cell Aplasia (Erythroblastopenia).....	1	1	
D61 Other Aplastic Anemias.....	21	11	10
D64 Other Anemias.....	47	20	27

Cause of Death

Table 21. Deaths by Specific Underlying Cause, Wisconsin 2002

	Total	Male	Female
Coagulation Defects, Purpura & Other Hemorrhagic Conditions (D65-D69)	51	32	19
D65 Disseminated Intravascular Coagulation (Defibrination Syndrome).....	9	4	5
D66 Hereditary Factor VIII Deficiency.....	2	2	
D68 Other Coagulation Defects.....	21	13	8
D69 Purpura and Other Hemorrhagic Conditions.....	19	13	6
Other Diseases of Blood and Blood-Forming Organs (D70-D77)	18	11	7
D70 Agranulocytosis.....	5	4	1
D72 Other Disorders of White Blood Cells.....	2		2
D73 Diseases of Spleen.....	6	4	2
D75 Other Diseases of Blood and Blood-Forming Organs.....	2	1	1
D76 Involving Lymphoreticular Tissue and Reticulohistiocytic System.....	3	2	1
Certain Disorders Involving the Immune Mechanism (D80-D89)	17	5	12
D82 Immunodeficiency Associated with Other Major Defects.....	1		1
D86 Sarcoidosis.....	14	4	10
D89 Other Disorders Involving the Immune Mechanism, NEC.....	2	1	1
IV. Endocrine, Nutritional and Metabolic Diseases (E00-E90)	1,902	908	994
Disorders of Thyroid Gland (E00-E07)	26	2	24
E03 Other Hypothyroidism.....	18	1	17
E05 Thyrotoxicosis (Hyperthyroidism).....	6	1	5
E06 Thyroiditis.....	1		1
E07 Other Disorders of Thyroid.....	1		1
Diabetes Mellitus (E10-E14)	1,353	662	691
E10 Insulin-Dependent Diabetes Mellitus.....	138	63	75
E11 Non-Insulin-Dependent Diabetes Mellitus.....	316	168	148
E14 Unspecified Diabetes Mellitus.....	899	431	468
Other Dis. of Glucose Regulation & Pancreatic Internal Secretion (E15-E16)	8	3	5
E16 Other Disorders of Pancreatic Internal Secretion.....	8	3	5
Disorders of Other Endocrine Glands (E20-E35)	22	13	9
E20 Hypoparathyroidism.....	1		1
E22 Hyperfunction of Pituitary Gland.....	2	1	1
E23 Hypofunction and Other Disorders of Pituitary Gland.....	8	6	2
E24 Cushings Syndrome.....	1		1
E26 Hyperaldosteronism.....	1	1	
E27 Other Disorders of Adrenal Gland.....	6	3	3
E34 Other Endocrine Disorders.....	3	2	1
Malnutrition (E40-E46)	56	21	35
E41 Nutritional Marasmus.....	4	1	3
E43 Unspecified Severe Protein-Energy Malnutrition.....	3		3
E46 Unspecified Protein-Energy Malnutrition.....	49	20	29
Other Nutritional Deficiencies (E50-E64)	7	1	6
E51 Thiamine Deficiency.....	2		2
E63 Other Nutritional Deficiencies.....	3		3
E64 Sequelae of Malnutrition and Other Nutritional Deficiencies.....	2	1	1
Obesity and Other Hyperalimentation (E65-E68)	78	40	38
E66 Obesity.....	78	40	38
Metabolic Disorders (E70-E90)	352	166	186
E71 Disorders of Branched-Chain Amino-Acid Metabolism & Fatty-Acid Metabolism....	3	3	
E74 Other Disorders of Carbohydrate Metabolism.....	2	2	
E75 Disorders of Sphingolipid Metabolism & Other Lipid Storage Disorders.....	5	2	3

Cause of Death

Table 21. Deaths by Specific Underlying Cause, Wisconsin 2002

	Total	Male	Female
E76 Disorders of Glycosaminoglycan Metabolism.....	2	1	1
E78 Disorders of Lipoprotein Metabolism and Other Lipidaemias	110	65	45
E80 Disorders of Porphyrin and Bilirubin Metabolism	1		1
E83 Disorders of Mineral Metabolism.....	7	3	4
E84 Cystic Fibrosis	6	3	3
E85 Amyloidosis	22	15	7
E86 Volume Depletion.....	117	36	81
E87 Other Disorders of Fluid, Electrolyte and Acid-Base Balance	62	27	35
E88 Other Metabolic Disorders.....	15	9	6
V. Mental, Behavioral Disorders (F00-F99)	1,571	529	1,042
Organic, Including Symptomatic, Mental Disorders (F00-F09)	1,312	372	940
F01 Vascular Dementia.....	7	5	2
F03 Unspecified Dementia.....	1,247	342	905
F05 Delirium, Not Induced by Alcohol and Other Psychoactive Substances.....	6	4	2
F06 Other Mental Dis. Due to Brain Damage and Dysfunction and to Physical Disease. ...	52	21	31
Mental & Behavioral Dis. Due to Psychoactive Substance Use (F10-F19)	189	135	54
F10 Use of Alcohol.....	162	118	44
F11 Use of Opioids	1		1
F14 Use of Cocaine.....	11	11	
F17 Use of Tobacco.....	13	5	8
F19 Multiple Drug Use and Use of Other Psychoactive Substances	2	1	1
Schizophrenia, Schizotypal and Delusional Disorders (F20-F29)	15	5	10
F20 Schizophrenia	13	4	9
F25 Schizoaffective Disorders	1		1
F29 Unspecified Nonorganic Psychosis	1	1	
Mood (Affective) Disorders (F30-F39)	23	7	16
F31 Bipolar Affective Disorder	2	1	1
F32 Depressive Episodes	21	6	15
Neurotic, Stress-Related and Somatoform Disorders (F40-F48)	3	1	2
F41 Other Anxiety Disorders	2		2
F43 Reaction to Severe Stress and Adjustment Disorders.....	1	1	
Behav. Syndr. Assoc. w/ Physiological Disturb. & Phys. Factors (F50-F59)	14	3	11
F50 Eating Disorders	11	1	10
F54 Psych. & Behav. Factors Assoc. with Disorders or Diseases Classified Elsewhere.....	3	2	1
Mental Retardation (F70-F79)	14	6	8
F71 Moderate Mental Retardation	1	1	
F72 Severe Mental Retardation.....	3		3
F73 Profound Mental Retardation	4	2	2
F79 Unspecified Mental Retardation	6	3	3
Disorders of Psychological Development (F80-F89)	1		1
F84 Pervasive Developmental Disorders.....	1		1
VI. Diseases of the Nervous System (G00-G99)	2,309	894	1,415
Inflammatory Diseases of the Central Nervous System (G00-G09)	20	13	7
G00 Bacterial Meningitis, Not Elsewhere Classified	1	1	
G03 Meningitis Due to Other and Unspecified Causes.....	6	3	3
G04 Encephalitis, Myelitis and Encephalomyelitis	4	3	1
G06 Intracranial and Intraspinial Abscess and Granuloma	8	6	2
G09 Sequelae of Inflammatory Diseases of Central Nervous System.....	1		1

Cause of Death

Table 21. Deaths by Specific Underlying Cause, Wisconsin 2002

	Total	Male	Female
Systemic Atrophies Primarily Affect. the Central Nervous Sys. (G10-G13)	160	92	68
G10 Huntington's Disease.....	16	5	11
G11 Hereditary Ataxia.....	2	2	
G12 Spinal Muscular Atrophy and Related Syndromes.....	142	85	57
Extrapyramidal and Movement Disorders (G20-G26)	411	220	191
G20 Parkinson's Disease.....	400	213	187
G21 Secondary Parkinsonism.....	4	2	2
G23 Other Degenerative Diseases of the Basal Ganglia.....	4	3	1
G24 Dystonia.....	1	1	
G25 Other Extrapyramidal and Movement Disorders.....	2	1	1
Other Degenerative Diseases of the Nervous System (G30-G32)	1,372	394	978
G30 Alzheimer's Disease.....	1,343	376	967
G31 Other Degenerative Diseases of Nervous System, Not Classified Elsewhere.....	29	18	11
Demyelinating Diseases of the Central Nervous System (G35-G37)	89	30	59
G35 Multiple Sclerosis.....	86	29	57
G37 Other Demyelinating Diseases of Central Nervous System.....	3	1	2
Episodic and Paroxysmal Disorders (G40-G47)	40	22	18
G40 Epilepsy.....	11	7	4
G41 Status Epilepticus.....	10	3	7
G45 Transient Cerebral Ischaemic Attacks and Related Syndromes.....	2		2
G47 Sleep Disorders.....	17	12	5
Nerve, Nerve Root and Plexus Disorders (G50-G59)	3		3
G50 Disorders of Trigeminal Nerve.....	2		2
G58 Other Mononeuropathies.....	1		1
Polyneuropathies & Oth. Dis. of Peripheral Nervous System (G60-G64)	14	8	6
G60 Hereditary and Idiopathic Neuropathy.....	4	4	
G61 Inflammatory Polyneuropathy.....	2	1	1
G62 Other Polyneuropathies.....	8	3	5
Diseases of Myoneural Junction and Muscle (G70-G73)	47	22	25
G70 Myasthenia Gravis and Other Myoneural Disorders.....	19	6	13
G71 Primary Disorders of Muscles.....	24	15	9
G72 Other Myopathies.....	4	1	3
Cerebral Palsy and Other Paralytic Syndromes (G80-G83)	34	23	11
G80 Infantile Cerebral Palsy.....	23	16	7
G81 Hemiplegia.....	1	1	
G82 Paraplegia and Tetraplegia.....	9	6	3
G83 Other Paralytic Syndromes.....	1		1
Other Disorders of the Central Nervous System (G90-G99)	119	70	49
G90 Disorders of Autonomic Nervous System.....	3	2	1
G91 Hydrocephalus.....	11	7	4
G92 Toxic Encephalopathy.....	1		1
G93 Other Disorders of Brain.....	91	57	34
G95 Other Disorders of Spinal Cord.....	9	4	5
G96 Other Disorders of Central Nervous System.....	2		2
G98 Other Disorders of Nervous System, Not Elsewhere Classified.....	2		2
VII. Diseases of the Eye and Adnexa	2		2
Disorders of Sclera, Cornea, Iris and Ciliary Body (H15-H22)	1		1
H21 Other Disorders of Iris and Ciliary Body.....	1		1

Cause of Death

Table 21. Deaths by Specific Underlying Cause, Wisconsin 2002

	Total	Male	Female
Disorders of Choroid and Retina (H30-H36)	1		1
H35 Other Retinal Disorders	1		1
VIII. Diseases of the Ear and Mastoid Process	0	0	0
IX. Diseases of the Circulatory System (I00-I99)	17,643	8,427	9,216
Acute Rheumatic Fever (I00-I02)	4	1	3
I00 Rheumatic Fever without Mention of Heart Involvement	3	1	2
I01 Rheumatic Fever with Heart Involvement	1		1
Chronic Rheumatic Heart Diseases (I05-I09)	73	23	50
I05 Rheumatic Mitral Valve Diseases	40	13	27
I06 Rheumatic Aortic Valve Diseases	2		2
I07 Rheumatic Tricuspid Valve Diseases	3	1	2
I08 Multiple Valve Diseases	13	4	9
I09 Other Rheumatic Heart Diseases	15	5	10
Hypertensive Diseases (I10-I15)	829	324	505
I10 Essential (Primary) Hypertension	239	89	150
I11 Hypertensive Heart Disease	392	149	243
I12 Hypertensive Renal Disease	157	69	88
I13 Hypertensive Heart and Renal Disease	41	17	24
Ischaemic Heart Diseases (I20-I25)	8,711	4,693	4,018
I20 Angina Pectoris	9	7	2
I21 Acute Myocardial Infarction	3,882	2,145	1,737
I22 Subsequent Myocardial Infarction	2	1	1
I24 Other Acute Ischemic Heart Diseases	29	14	15
I25 Chronic Ischemic Heart Disease	4,789	2,526	2,263
Pulmonary Heart Disease and Diseases of Pulmonary Circulation (I26-I28)	297	108	189
I26 Pulmonary Embolism	203	84	119
I27 Other Pulmonary Heart Diseases	91	23	68
I28 Other Diseases of Pulmonary Vessels	3	1	2
Other Forms of Heart Disease (I30-I52)	3,359	1,490	1,869
I30 Acute Pericarditis	3	2	1
I31 Other Diseases of Pericardium	10	6	4
I33 Acute and Subacute Endocarditis	21	15	6
I34 Nonrheumatic Mitral Valve Disorders	48	12	36
I35 Nonrheumatic Aortic Valve Disorders	300	117	183
I37 Pulmonary Valve Disorders	1	1	
I38 Endocarditis, Valve Unspecified	141	58	83
I40 Acute Myocarditis	5	3	2
I42 Cardiomyopathy	588	351	237
I44 Atrioventricular and Left Bundle-Branch Block	11	2	9
I45 Other Conduction Disorders	8	6	2
I46 Cardiac Arrest	44	23	21
I47 Paroxysmal Tachycardia	14	5	9
I48 Atrial Fibrillation and Flutter	252	86	166
I49 Other Cardiac Arrhythmias	345	166	179
I50 Heart Failure	1,435	565	870
I51 Complications and Ill-Defined Descriptions of Heart Disease	133	72	61
Cerebrovascular Diseases (I60-I69)	3,470	1,372	2,098
I60 Subarachnoid Hemorrhage	125	47	78
I61 Intracerebral Hemorrhage	375	168	207

Cause of Death

Table 21. Deaths by Specific Underlying Cause, Wisconsin 2002

	Total	Male	Female
I62 Other Nontraumatic Intracranial Hemorrhage.....	139	59	80
I63 Cerebral Infarction.....	216	90	126
I64 Stroke, Not Specified as Hemorrhage or Infarction	1,860	704	1,156
I67 Other Cerebrovascular Diseases.....	152	58	94
I69 Sequelae of Cerebrovascular Disease.....	603	246	357
Diseases of Arteries, Arterioles and Capillaries (I70-I79)	801	385	416
I70 Atherosclerosis	191	71	120
I71 Aortic Aneurysm and Dissection.....	337	205	132
I72 Other Aneurysm	21	11	10
I73 Other Peripheral Vascular Diseases	208	78	130
I74 Arterial Embolism and Thrombosis	22	9	13
I77 Other Disorders of Arteries and Arterioles	21	10	11
I78 Diseases of Capillaries	1	1	
Diseases of Veins, Lymphatic Vessels and Lymph Nodes, NEC (I80-I89)	90	26	64
I80 Phlebitis and Thrombophlebitis.....	62	17	45
I81 Portal Vein Thrombosis.....	5	3	2
I82 Other Venous Embolism and Thrombosis.....	4	1	3
I83 Varicose Veins of Lower Extremities	3	1	2
I85 Esophageal Varices	4	3	1
I87 Other Disorders of Veins.....	6		6
I89 Other Noninfective Disorders of Lymphatic Vessels and Lymph Nodes.....	6	1	5
Other and Unspecified Disorders of Circulatory System (I95-I99)	9	5	4
I95 Hypotension.....	2	1	1
I99 Other and Unspecified Disorders of Circulatory System	7	4	3
X. Diseases of the Respiratory System (J00-J99)	4,374	2,173	2,201
Acute Upper Respiratory Infections (J00-J06)	3	1	2
J05 Acute Obstructive Laryngitis (Croup) and Epiglottitis.....	1	1	
J06 Acute Upper Respiratory Infections of Multiple or Unspecified Sites.....	2		2
Influenza and Pneumonia (J10-J18)	1,286	570	716
J10 Influenza Due to Identified Influenza Virus.....	13	6	7
J11 Influenza, Virus Not Identified.....	30	10	20
J12 Viral Pneumonia, Not Elsewhere Classified	6	2	4
J13 Pneumonia Due to Streptococcus Pneumonia.....	13	6	7
J14 Pneumonia Due to Hemophilus Influenza.....	2	2	
J15 Bacterial Pneumonia, Not Elsewhere Classified	34	18	16
J18 Pneumonia, Organism Unspecified	1,188	526	662
Other Acute Lower Respiratory Infections (J20-J22)	13	7	6
J20 Acute Bronchitis.....	4	1	3
J21 Acute Bronchiolitis.....	6	4	2
J22 Unspecified Acute Lower Respiratory Infection.....	3	2	1
Other Diseases of Upper Respiratory Tract (J30-J39)	15	10	5
J32 Chronic Sinusitis	6	4	2
J38 Diseases of Vocal Cords and Larynx, NEC	7	4	3
J39 Other Diseases of Upper Respiratory Tract.....	2	2	
Chronic Lower Respiratory Diseases (J40-J47)	2,330	1,165	1,165
J40 Bronchitis, Not Specified as Acute or Chronic	4	3	1
J42 Unspecified Chronic Bronchitis	9	3	6
J43 Emphysema	272	149	123
J44 Other Chronic Obstructive Pulmonary Disease.....	1,957	983	974

Cause of Death

Table 21. Deaths by Specific Underlying Cause, Wisconsin 2002

	Total	Male	Female
J45 Asthma.....	66	22	44
J46 Status Asthmaticus	6	3	3
J47 Bronchiectasis	16	2	14
Lung Diseases Due to External Agents (J60-J70)	334	203	131
J60 Coalworkers Pneumoconiosis	1		1
J61 Pneumoconiosis Due to Asbestos and Other Mineral Fibers	9	9	
J62 Pneumoconiosis Due to Dust Containing Silica.....	5	5	
J64 Unspecified Pneumoconiosis	1	1	
J67 Hypersensitivity Pneumonitis Due to Organic Dust.....	2	2	
J69 Pneumonitis Due to Solids and Liquids	316	186	130
Other Respiratory Diseases Principally Affecting the Interstitium (J80-J84)	286	163	123
J80 Adult Respiratory Distress Syndrome	26	12	14
J81 Pulmonary Edema	16	6	10
J82 Pulmonary Eosinophilia, Not Elsewhere Classified.....	5	2	3
J84 Other Interstitial Pulmonary Diseases	239	143	96
Suppurative and Necrotic Conditions of Lower Respiratory Tract (J85-J86)	10	4	6
J85 Abscess of Lung and Mediastinum	4	1	3
J86 Pyothorax.....	6	3	3
Other Diseases of Pleura (J90-J94)	18	8	10
J90 Pleural Effusion, Not Elsewhere Classified	14	7	7
J93 Pneumothorax.....	3		3
J94 Other Pleural Conditions	1	1	
Other Diseases of the Respiratory System (J95-J99)	79	42	37
J96 Respiratory Failure, Not Elsewhere Classified.....	10	4	6
J98 Other Respiratory Disorders.....	69	38	31
XI. Diseases of the Digestive System (K00-K93)	1,683	806	877
Diseases of Oral Cavity, Salivary Glands and Jaws (K00-K14)	3	2	1
K11 Diseases of Salivary Glands	1	1	
K12 Stomatitis and Related Lesions.....	1		1
K13 Other Diseases of Lip and Oral Mucosa.....	1	1	
Diseases of Esophagus, Stomach and Duodenum (K20-K31)	152	71	81
K20 Esophagitis	2	2	
K21 Gastro-Esophageal Reflux Disease	23	8	15
K22 Other Diseases of Esophagus	25	10	15
K25 Gastric Ulcer.....	28	18	10
K26 Duodenal Ulcer	32	16	16
K27 Peptic Ulcer, Site Unspecified.....	22	11	11
K28 Gastrojejunal Ulcer.....	2	1	1
K29 Gastritis and Duodenitis	8	2	6
K30 Dyspepsia	1		1
K31 Other Diseases of Stomach and Duodenum	9	3	6
Diseases of Appendix (K35-K38)	7	4	3
K35 Acute Appendicitis	7	4	3
Hernia (K40-K46)	32	9	23
K40 Inguinal Hernia.....	7	6	1
K42 Umbilical Hernia	2		2
K43 Ventral Hernia	5	1	4
K44 Diaphragmatic Hernia	15	1	14
K46 Unspecified Hernia of Abdominal Cavity.....	3	1	2

Cause of Death

Table 21. Deaths by Specific Underlying Cause, Wisconsin 2002

	Total	Male	Female
Noninfective Enteritis and Colitis (K50-K52)	62	24	38
K50 Crohn's Disease (Regional Enteritis)	15	9	6
K51 Ulcerative Colitis.....	4	2	2
K52 Other Noninfective Gastroenteritis and Colitis	43	13	30
Other Diseases of Intestines (K55-K63)	406	146	260
K55 Vascular Disorders of Intestine	154	48	106
K56 Paralytic Ileus and Intestinal Obstruction without Hernia.....	124	49	75
K57 Diverticular Disease of Intestine	73	26	47
K59 Other Functional Intestinal Disorders.....	9	5	4
K61 Abscess of Anal and Rectal Regions.....	3		3
K62 Other Diseases of Anus and Rectum.....	5	1	4
K63 Other Diseases of Intestine.....	38	17	21
Diseases of Peritoneum (K65-K67)	40	14	26
K65 Peritonitis.....	37	12	25
K66 Other Disorders of Peritoneum.....	3	2	1
Diseases of Liver (K70-K77)	593	355	238
K70 Alcoholic Liver Disease	194	127	67
K72 Hepatic Failure, Not Elsewhere Classified.....	95	47	48
K73 Chronic Hepatitis, Not Elsewhere Classified	13	4	9
K74 Fibrosis and Cirrhosis of Liver	229	138	91
K75 Other Inflammatory Liver Diseases.....	9	7	2
K76 Other Diseases of Liver	53	32	21
Diseases of Gallbladder, Biliary Tract and Pancreas (K80-K87)	140	65	75
K80 Cholelithiasis	20	6	14
K81 Cholecystitis	27	11	16
K82 Other Diseases of Gallbladder.....	5	2	3
K83 Other Diseases of Biliary Tract	10	6	4
K85 Acute Pancreatitis.....	65	34	31
K86 Other Diseases of Pancreas	13	6	7
Other Diseases of the Digestive System (K90-K93)	248	116	132
K90 Intestinal Malabsorption.....	9	6	3
K92 Other Diseases of Digestive System.....	239	110	129
XII. Diseases of the Skin and Subcutaneous Tissue (L00-L99)	77	29	48
Infections of Skin and Subcutaneous Tissue (L00-L08)	34	15	19
L02 Cutaneous Abscess, Furuncle and Carbuncle.....	3	2	1
L03 Cellulitis	23	8	15
L08 Other Local Infections of Skin and Subcutaneous Tissue	8	5	3
Bullous Disorders (L10-L14)	2		2
L12 Pemphigoid.....	2		2
Papulosquamous Disorders (L40-L45)	2	1	1
L40 Psoriasis.....	2	1	1
Other Disorders of the Skin and Subcutaneous Tissue (L80-L99)	39	13	26
L89 Decubitus Ulcer.....	25	9	16
L93 Lupus Erythematosus	2		2
L97 Ulcer of Lower Limb, Not Elsewhere Classified	8	3	5
L98 Other Disorders of Skin and Subcutaneous Tissue, Not Elsewhere Classified.....	4	1	3
XIII. Diseases of the Musculoskeletal System and Conn. Tissue (M00-M99)	291	88	203
Infectious Arthropathies (M00-M03)	5	4	1
M00 Pyogenic Arthritis.....	5	4	1

Cause of Death

Table 21. Deaths by Specific Underlying Cause, Wisconsin 2002

	Total	Male	Female
Inflammatory Polyarthropathies (M05-M14)	82	24	58
M05 Seropositive Rheumatoid Arthritis	10	4	6
M06 Other Rheumatoid Arthritis	59	15	44
M10 Gout.....	3	1	2
M13 Other Arthritis	10	4	6
Arthrosis (M15-M19)	23	6	17
M15 Polyarthrosis	1		1
M19 Other Arthrosis	22	6	16
Other Joint Disorders (M20-M25)	1		1
M24 Other Specific Joint Derangements	1		1
Systemic Connective Tissue Disorders (M30-M36)	69	18	51
M30 Polyarteritis Nodosa and Related Conditions	5	4	1
M31 Other Necrotizing Vasculopathies.....	17	7	10
M32 Systemic Lupus Erythematosus	20	3	17
M33 Dermatopolymyositis.....	3	2	1
M34 Systemic Sclerosis	18	2	16
M35 Other Systemic Involvement of Connective Tissue.....	6		6
Deforming Dorsopathies (M40-M43)	6	3	3
M40 Kyphosis and Lordosis	3	1	2
M41 Scoliosis.....	3	2	1
Spondylopathies (M45-M49)	8	3	5
M46 Other Inflammatory Spondylopathies.....	3	2	1
M48 Other Spondylopathies	5	1	4
Other Dorsopathies (M50-M54)	2		2
M54 Dorsalgia	2		2
Disorders of Muscles (M60-M63)	13	11	2
M60 Myositis	3	3	
M62 Other Disorders of Muscle	10	8	2
Other Soft Tissue Disorders (M70-M79)	2		2
M70 Soft Tissue Disorders Related to Use, Overuse and Pressure	1		1
M72 Fibroblastic Disorders	1		1
Disorders of Bone Density and Structure (M80-M85)	46	4	42
M80 Osteoporosis with Pathological Fracture	11	1	10
M81 Osteoporosis without Pathological Fracture.....	25		25
M84 Disorders of Continuity of Bone	10	3	7
Other Osteopathies (M86-M90)	31	14	17
M86 Osteomyelitis	26	12	14
M88 Paget's Disease of Bone (Osteitis Deformans)	4	2	2
M89 Other Disorders of Bone.....	1		1
Chondropathies (M91-M94)	1		1
M94 Other Disorders of Cartilage	1		1
Other Disorders of Musculoskeletal System & Connective Tissue (M95-M99)	2	1	1
M95 Other Acquired Deformities of Musculoskeletal System.....	2	1	1
XIV. Diseases of the Genitourinary System (N00-N99)	1,221	536	685
Glomerular Diseases (N00-N08)	11	6	5
N00 Acute Nephritic Syndrome	1		1
N03 Chronic Nephritic Syndrome.....	2	2	
N04 Nephrotic Syndrome.....	2	2	
N05 Unspecified Nephritic Syndrome	6	2	4

Cause of Death

Table 21. Deaths by Specific Underlying Cause, Wisconsin 2002

	Total	Male	Female
Renal Tubulo-Interstitial Diseases (N10-N16)	26	10	16
N10 Acute Tubulo-Interstitial Nephritis	2	1	1
N12 Tubulo-Interstitial Nephritis, Not Specified as Acute or Chronic	12	2	10
N13 Obstructive and Reflux Uropathy.....	10	6	4
N15 Other Renal Tubulo-Interstitial Diseases	2	1	1
Renal Failure (N17-N19)	840	398	442
N17 Acute Renal Failure.....	97	38	59
N18 Chronic Renal Failure.....	317	170	147
N19 Unspecified Renal Failure	426	190	236
Urolithiasis (N20-N23)	6	1	5
N20 Calculus of Kidney and Ureter	6	1	5
Other Disorders of Kidney and Ureter (N25-N29)	9	5	4
N26 Unspecified Contracted Kidney.....	2	1	1
N28 Other Disorders of Kidney and Ureter, Not Elsewhere Classified.....	7	4	3
Other Diseases of Urinary System (N30-N39)	309	103	206
N30 Cystitis.....	5	2	3
N31 Neuromuscular Dysfunction of Bladder, Not Elsewhere Classified	3	2	1
N32 Other Disorders of Bladder	1	1	
N39 Other Disorders of Urinary Tract	300	98	202
Diseases of Male Genital Organs (N40-N51)	13	13	
N40 Hyperplasia of Prostate.....	12	12	
N49 Inflammatory Disorders of Male Genital Organs, Not Elsewhere Classified	1	1	
Disorders of Breast (N60-N64)	2		2
N63 Unspecified Lump in Breast.....	2		2
Inflammatory Diseases of Female Pelvic Organs (N70-N77)	1		1
N73 Other Female Pelvic Inflammatory Diseases.....	1		1
Non-Inflammatory Disorders of Female Genital Tract (N80-N98)	4		4
N83 Non-Inflammatory Disorders of Ovary/Fallopian Tube/Broad Ligament	3		3
N93 Other Abnormal Uterine and Vaginal Bleeding	1		1
XV. Pregnancy, Childbirth and the Puerperium (O00-O99)	5		5
Complications of Labor and Delivery (O60-O75)	3		3
O67 Labor and Delivery Complicated by Intrapartum Hemorrhage, NEC.....	1		1
O75 Other Complications of Labor and Delivery, NEC	2		2
Complications Predominantly Related to the Puerperium (O85-O92)	1		1
O85 Puerperal Sepsis	1		1
Other Obstetric Conditions, Not Elsewhere Classified (095-099)	1		1
O99 Oth. Maternal Dis. Classified Elsewhere but Complica. Preg./Childbirth/Puerperium.....	1		1
XVI. Certain Conditions Originating in the Perinatal Period (P00-P96)	239	130	108
Fetus and Newborn Affected by Maternal Factors and Complications of Pregnancy, Labor and Delivery (P00-P04)	39	19	19
P00 Fetus & Newborn Affect. by Maternal Condition Unrelated to Present Pregnancy.....	2		2
P01 Fetus & Newborn Affected by Maternal Complications of Pregnancy.....	22	10	11
P02 Fetus & Newborn Affected by Complications of Placenta, Cord & Membranes.....	10	8	2
P03 Fetus & Newborn Affected by Other Complications of Labor and Delivery.....	5	1	4
Disorders Related to Length of Gestation and Fetal Growth (P05-P08)	96	56	40
P05 Slow Fetal Growth and Fetal Malnutrition.....	4	1	3
P07 Disorders Related to Short Gestation and Low Birthweight, NEC	92	55	37
Birth Trauma (P10-P15)	12	9	3
P10 Intracranial Laceration and Hemorrhage Due to Birth Injury	11	8	3

Cause of Death

Table 21. Deaths by Specific Underlying Cause, Wisconsin 2002

	Total	Male	Female
P11 Other Birth Injuries to Central Nervous System.....	1	1	
Respir. & Cardiovascular Disorders Spec. to the Perinatal Period (P20-P29)	53	21	32
P20 Intrauterine Hypoxia.....	1		1
P21 Birth Asphyxia	12	4	8
P22 Respiratory Distress of Newborn	13	7	6
P23 Congenital Pneumonia	1		1
P25 Interstitial Emphysema and Related Conditions Originating in Perinatal Period.....	1	1	
P26 Pulmonary Hemorrhage Originating in the Perinatal Period.....	5	1	4
P27 Chronic Respiratory Disease Originating in the Perinatal Period	10	4	6
P28 Other Respiratory Conditions Originating in the Perinatal Period.....	3		3
P29 Cardiovascular Disorders Originating in the Perinatal Period	7	4	3
Infections Specific to Perinatal Period (P35-P39)	16	11	5
P35 Congenital Viral Diseases	2	2	
P36 Bacterial Sepsis of Newborn	14	9	5
Hemorrhagic and Hematological Disorders of Fetus and Newborn (P50-P61)	8	4	4
P50 Fetal Blood Loss.....	1		1
P52 Intracranial Nontraumatic Hemorrhage of Fetus and Newborn	5	3	2
P54 Other Neonatal Hemorrhages	2	1	1
Transitory Endocrine and Metabolic Dis. Spec. to Fetus/Newborn (P70-74)	2	1	1
P74 Other Transitory Neonatal Electrolyte and Metabolic Disturbances.....	2	1	1
Digestive System Disorders of Fetus and Newborn (P75-P78)	6	4	2
P77 Necrotizing Enterocolitis of Fetus and Newborn	5	4	1
P78 Other Perinatal Digestive System Disorders	1		1
Conditions Involv. Integument Temp. Regul. of Fetus/Newborn (P80-P83)	2	1	1
P83 Other Conditions of Integument Specific to Fetus and Newborn.....	2	1	1
Other Disorders Originating in Perinatal Period (P90-P96)	5	4	1
P90 Convulsions of Newborn.....	1	1	
P96 Other Conditions Originating in the Perinatal Period	4	3	1
XVII. Congenital Malformations, Deformations and Chromosomal Abnormalities (Q00-Q99)	205	97	108
Congenital Malformations of the Nervous System (Q00-Q07)	22	10	12
Q00 Anencephaly and Similar Malformations	3	2	1
Q01 Encephalocele.....	2	1	1
Q03 Congenital Hydrocephalus	4	2	2
Q04 Other Congenital Malformations of Brain.....	7	2	5
Q05 Spina Bifida.....	2	1	1
Q07 Other Congenital Malformations of Nervous System	4	2	2
Congenital Malformations of the Circulatory System (Q20-Q28)	66	32	34
Q20 Congenital Malformations of Cardiac Chambers and Connections	2	1	1
Q21 Congenital Malformations of Cardiac Septa	9	4	5
Q22 Congenital Malformations of Pulmonary and Tricuspid Valves.....	3	1	2
Q23 Congenital Malformations of Aortic and Mitral Valves.....	11	5	6
Q24 Other Congenital Malformations of the Heart.....	27	16	11
Q25 Congenital Malformations of Great Arteries.....	4	2	2
Q26 Congenital Malformations of Great Veins	2	1	1
Q27 Other Congenital Malformations of Peripheral Vascular System	5	1	4
Q28 Other Congenital Malformations of Circulatory System	3	1	2
Congenital Malformations of the Respiratory System (Q30-Q34)	7	4	3
Q32 Congenital Malformations of Trachea and Bronchus.....	1	1	

Cause of Death

Table 21. Deaths by Specific Underlying Cause, Wisconsin 2002

	Total	Male	Female
Q33 Congenital Malformations of Lung	6	3	3
Other Congenital Malformations of the Digestive System (Q38-Q45)	4	1	3
Q41 Congenital Absence, Atresia and Stenosis of Small Intestine	1		1
Q43 Other Congenital Malformations of Intestine	2		2
Q44 Congenital Malformations of Gallbladder, Bile Ducts and Liver.....	1	1	
Congenital Malformations of the Urinary System (Q60-Q64)	22	13	9
Q60 Renal Agenesis and Other Reduction Defects of Kidney	8	5	3
Q61 Cystic Kidney Disease	13	8	5
Q63 Other Congenital Malformations of Kidney	1		1
Congenital Malformations and Deformations of the Musculoskeletal System (Q65-Q79)	11	5	6
Q67 Congenital Musculoskeletal Deformities of Head/Face/Spine/Chest.....	1		1
Q75 Other Congenital Malformations of Skull and Face Bones	1	1	
Q77 Osteochondrodysplasia with Defects of Growth of Tubular Bones and Spine.....	1		1
Q78 Other Osteochondrodysplasias	2	1	1
Q79 Congenital Malformations of the Musculoskeletal System, NEC	6	3	3
Other Congenital Malformations (Q80-Q89)	26	11	15
Q81 Epidermolysis Bullosa	2	1	1
Q85 Phakomatoses, Not Elsewhere Classified	3		3
Q87 Other Specified Congenital Malformation Syndromes Affecting Multiple Systems....	7	4	3
Q89 Other Congenital Malformations, Not Elsewhere Classified.....	14	6	8
Chromosomal Abnormalities, Not Elsewhere Classified (Q90-Q99)	47	21	26
Q90 Down's Syndrome	21	10	11
Q91 Edward's Syndrome and Patau's Syndrome	20	10	10
Q92 Other Trisomies & Partial Trisomies of the Autosomes, Not Elsewhere Classified	2		2
Q93 Monosomies and Deletions from the Autosomes, Not Elsewhere Classified.....	2	1	1
Q99 Other Chromosome Abnormalities, Not Elsewhere Classified.....	2		2
XVIII. Symptoms, Signs and Abnormal Clinical/Lab Findings NEC (R00-R99)	236	125	111
Symptoms & Signs Involv. the Circulatory & Respiratory Sys. (R00-R09)	15	5	10
R00 Abnormalities of Heartbeat.....	1		1
R02 Gangrene, Not Elsewhere Classified	1		1
R04 Hemorrhage from Respiratory Passages	1		1
R06 Abnormalities of Breathing	4		4
R09 Other Symptoms and Signs Involving the Circulatory & Respiratory Systems.....	8	5	3
Symptoms & Signs Involving the Digestive System and Abdomen (R10-R19)	10	2	8
R10 Abdominal and Pelvic Pain	2		2
R11 Nausea and Vomiting	1		1
R13 Dysphagia	3	1	2
R19 Other Symptoms and Signs Involving the Digestive System and Abdomen	4	1	3
General Symptoms and Signs (R50-R69)	48	15	33
R50 Fever of Unknown Origin.....	2		2
R53 Malaise and Fatigue	3		3
R54 Senility	9	2	7
R56 Convulsions, Not Elsewhere Classified.....	15	8	7
R57 Shock, Not Elsewhere Classified.....	2	1	1
R58 Hemorrhage, Not Elsewhere Classified.....	3		3
R62 Lack of Expected Normal Physiological Development	2	2	
R63 Symptoms and Signs Concerning Food and Fluid Intake	1		1
R64 Cachexia	11	2	9

Cause of Death

Table 21. Deaths by Specific Underlying Cause, Wisconsin 2002

	Total	Male	Female
Abnormal Findings on Examination of Blood, Without Diagnosis (R70-R79)	2	1	1
R79 Other Abnormal Findings of Blood Chemistry.....	2	1	1
Abn. Find. on Diag. Imaging and in Function Stud. w/o Diagnosis (R90-R94)	6	3	3
R90 Abnormal Findings on Diagnostic Imaging of Central Nervous System.....	1		1
R91 Abnormal Findings on Diagnostic Imaging of Lung	5	3	2
Ill-Defined and Unknown Causes of Mortality (R95-R99)	155	99	56
R95 Sudden Infant Death Syndrome	46	29	17
R96 Other Sudden Death, Cause Unknown	2	1	1
R99 Other Ill-Defined and Unspecified Causes of Mortality	107	69	38
XX. External Causes of Morbidity and Mortality (V01-Y89)	3,137	2,014	1,123
Pedestrian Injured in Transport Accident (V01-V09)	70	52	18
V02 Pedestrian Injured in Collision with 2 or 3 Wheeled Motor Vehicle.....	2	2	
V03 Pedestrian Injured in Collision with Car, Pick-Up Truck or Van.....	54	38	16
V04 Pedestrian Injured in Collision with Heavy Transport Vehicle or Bus.....	3	3	
V05 Pedestrian Injured in Collision with Railway Train or Railway Vehicle.....	4	3	1
V06 Pedestrian Injured in Collision with Other Non-Motor Vehicle.....	1	1	
V09 Pedestrian Injured in Other and Unspecified Transport Accidents.....	6	5	1
Pedal Cyclist Injured in Transport Accident (V10-V19)	7	4	3
V13 Pedal Cyclist Injured in Collision with Car, Pick-Up Truck or Van	6	3	3
V14 Pedal Cyclist Injured in Collision with Heavy Transport Vehicle or Bus	1	1	
Motorcycle Rider Injured in Transport Accident (V20-V29)	80	70	10
V20 Motorcycle Rider Injured in Collision with Pedestrian or Animal	5	5	
V22 Motorcycle Rider Injured in Collision with Two or Three-Wheeled Motor Vehicle ..	1		1
V23 Motorcycle Rider Injured in Collision with Car, Pick-Up Truck or Van	32	27	5
V24 Motorcycle Rider Injured in Collision with Heavy Transport Vehicle or Bus	2	2	
V27 Motorcycle Rider Injured in Collision with Fixed or Stationary Object.....	16	15	1
V28 Motorcycle Rider Injured in Noncollision Transport Accident	20	17	3
V29 Motorcycle Rider Injured in Other and Unspecified Transport Accidents	4	4	
Car Occupant Injured in Transport Accident (V40-V49)	471	257	214
V40 Car Occupant Injured in Collision with Pedestrian or Animal	1		1
V42 Car Occupant Injured in Collision with 2-3 Wheeled Motor Vehicle	1	1	
V43 Car Occupant Injured in Collision with Car, Pick-Up Truck or Van	167	81	86
V44 Car Occupant Injured in Collision with Heavy Transport Vehicle or Bus	59	29	30
V45 Car Occupant Injured in Collision with Railway Train or Railway Vehicle	2		2
V47 Car Occupant Injured in Collision with Fixed or Stationary Object.....	96	59	37
V48 Car Occupant Injured in Noncollision Transport Accident	120	74	46
V49 Car Occupant Injured in Other and Unspecified Transport Accidents	25	13	12
Occupant of Pick-Up Truck or Van Injured in Transport Accident (V50-V59)	128	111	17
V53 Collision with Car, Pick-Up Truck or Van	22	16	6
V54 Collision with Heavy Transport Vehicle or Bus.....	14	13	1
V55 Collision with Railway Train or Railway Vehicle	3	2	1
V57 Collision with Fixed or Stationary Object	27	25	2
V58 Noncollision Transport Accident.....	51	46	5
V59 Other and Unspecified Transport Accident	11	9	2
Occupant of Heavy Transport Veh. Injured in Transport Accid. (V60-V69)	3	3	
V63 Collision With Car, Pick-Up Truck or Van	1	1	
V68 Noncollision Transport Accident.....	2	2	
Bus Occupant Injured in Transport Accident (V70-V79)	4	3	1
V73 Bus Occupant Injured in Collision with Car, Pick-Up Truck or Van.....	4	3	1

Cause of Death

Table 21. Deaths by Specific Underlying Cause, Wisconsin 2002

	Total	Male	Female
Other Land Transport Accidents (V80-V89)	91	66	25
V80 Animal Rider or Occup. of Animal-Drawn Vehicle Injured in Transport Accident ...	4	2	2
V83 Occup. of Spec.Veh. Mainly Used on Industrial Premises Inj. in Transport Accid. ...	1	1	
V84 Occup. of Special Veh. Mainly Used in Agriculture Injured in Transport Accident...	6	6	
V85 Occupant of Special Construction Vehicle Injured in Transport Accident	1	1	
V86 Occup. of Spec. All-Terr./Oth. Motor Veh. for Off-Road Use Injured Trans. Acc.....	28	25	3
V87 Traffic Accident of Specified Type but Victim's Mode of Transport Unknown	13	6	7
V88 Nontraffic Accident of Specified Type but Victim's Mode of Transport Unknown...	1		1
V89 Motor or Nonmotor-Vehicle Accident, Type of Vehicle Unspecified	37	25	12
Water Transport Accidents (V90-V94)	15	15	
V90 Accident to Watercraft Causing Drowning and Submersion.....	6	6	
V91 Accident to Watercraft Causing Other Injury.....	1	1	
V92 Water-Transport-Related Drowning and Submersion w/o Accident to Watercraft.....	7	7	
V94 Other and Unspecified Water-Transport Accidents.....	1	1	
Air and Space Transport Accidents (V95-V97)	9	9	
V95 Accident to Powered Aircraft Causing Injury to Occupant	8	8	
V97 Other Specified Air Transport Accidents	1	1	
Falls (W00-W19)	739	318	421
W00 Fall on Same Level Involving Ice and Snow	12	8	4
W01 Fall on Same Level from Slipping, Tripping and Stumbling	41	21	20
W02 Fall Involving Ice Skates, Skis, Roller-Skates or Skateboards	14	3	11
W03 Other Fall on Same Level Due to Collision with, or Pushing by, Another Person.....	5		5
W05 Fall Involving Wheelchair..	10	2	8
W06 Fall Involving Bed	59	25	34
W07 Fall Involving Chair.....	23	6	17
W08 Fall Involving Other Furniture	2	1	1
W10 Fall On and From Stairs and Steps.....	65	43	22
W11 Fall On and From Ladder.....	16	16	
W13 Fall From, Out of or Through Building or Structure	16	9	7
W14 Fall From Tree	5	4	1
W16 Diving or Jumping into Water Causing Injury Other Than Drowning/Submersion	2	2	
W17 Other Fall From One Level to Another.....	6	4	2
W18 Other Fall on Same Level	179	72	107
W19 Unspecified Fall.....	284	102	182
Exposure to Inanimate Mechanical Forces (W20-W49)	45	42	3
W20 Struck by Thrown, Projected or Falling Object.....	12	12	
W23 Caught, Crushed, Jammed or Pinched in or Between Objects.....	4	4	
W24 Contact with Lifting and Transmission Devices, Not Elsewhere Classified.....	1		1
W27 Contact with Non-Powered Lawnmower	1		1
W28 Contact with Powered Lawnmower	5	5	
W29 Contact with Other Powered Hand Tools and Household Machinery	3	3	
W30 Contact with Agricultural Machinery.....	6	6	
W31 Contact with Other and Unspecified Machinery	3	2	1
W32 Handgun Discharge.....	1	1	
W33 Rifle, Shotgun and Larger Firearm Discharge.....	6	6	
W36 Explosion and Rupture of Gas Cylinder.....	1	1	
W40 Explosion of Other Materials	2	2	
Exposure to Animate Mechanical Forces (W50-W64)	5	4	1
W54 Bitten or Struck by Dog	1		1

Cause of Death

Table 21. Deaths by Specific Underlying Cause, Wisconsin 2002

	Total	Male	Female
W55 Bitten or Struck By Other Mammals.....	4	4	
Accidental Drowning and Submersion (W65-W74)	54	42	12
W65 Drowning and Submersion While in Bathtub	7	3	4
W66 Drowning and Submersion Following Fall into Bathtub.....	1		1
W67 Drowning and Submersion While in Swimming Pool	6	4	2
W69 Drowning and Submersion While in Natural Water	24	23	1
W70 Drowning and Submersion Following Fall into Natural Water.....	8	6	2
W73 Other Specified Drowning and Submersion.....	3	3	
W74 Unspecified Drowning and Submersion.....	5	3	2
Other Accidental Threats to Breathing (W75-W84)	96	52	44
W75 Accidental Suffocation and Strangulation in Bed	15	7	8
W76 Other Accidental Hanging and Strangulation	9	9	
W77 Threat to Breathing Due to Cave-In, Falling Earth and Other Substances.....	1	1	
W78 Inhalation of Gastric Contents.....	6	3	3
W79 Inhalation and Ingestion of Food Causing Obstruction of Respiratory Tract.....	24	14	10
W80 Inhalation and Ingestion of Oth. Objects Causing Obstruction of Respiratory Tract ..	25	11	14
W81 Confined to or Trapped in a Low Oxygen-Environment	4	1	3
W84 Unspecified Threat to Breathing	12	6	6
Exposure to Electric Current, Radiation and Ambient Air Temperature and Pressure (W85-W99)	5	5	
W85 Exposure to Electric Transmission Lines	1	1	
W87 Exposure to Unspecified Electric Current.....	4	4	
Exposure to Smoke, Fire and Flames (X00-X09)	55	33	22
X00 Exposure to Uncontrolled Fire in Building or Structure	46	29	17
X01 Exposure to Uncontrolled Fire, Not in Building/Structure	1	1	
X03 Exposure to Controlled Fire, Not in Building/Structure	1	1	
X04 Exposure to Ignition of Highly Flammable Material.....	1		1
X06 Exposure to Ignition or Melting of Other Clothing and Apparel	4	2	2
X09 Exposure to Unspecified Smoke, Fire and Flames.....	2		2
Contact with Heat and Hot Substances (X10-X19)	5	3	2
X11 Contact with Hot Tap-Water	4	2	2
X19 Contact with Other and Unspecified Heat and Hot Substances	1	1	
Contact with Venomous Animals and Plants (X20-X29)	1		1
X23 Contact with Hornets, Wasps and Bees	1		1
Exposure to Forces of Nature (X30-X39)	15	9	6
X30 Exposure to Excessive Natural Heat	3	3	
X31 Exposure to Excessive Natural Cold.....	11	5	6
X33 Exposure to Lightning.....	1	1	
Accidental Poisoning by and Exposure to Noxious Substances (X40-X49)	268	173	95
X40 Nonopioid Analgesics, Antipyretics & Antirheumatics.....	2	1	1
X41 Antiepileptic, Sedative-Hypnotic, Antiparkinsonism & Psychotropic Drugs, NEC....	17	9	8
X42 Narcotics & Psychodysleptics (Hallucinogens), NEC	116	81	35
X44 Other and Unspecified Drugs, Medicaments & Biological Substances.....	103	59	44
X45 Alcohol.....	5	5	
X46 Organic Solvents and Halogenated Hydrocarbons and Their Vapors.....	2	2	
X47 Other Gases and Vapors.....	18	13	5
X49 Other and Unspecified Chemicals and Noxious Substances.....	5	3	2
Overexertion, Travel and Privation (X50-X57)	3	2	1
X53 Lack of Food	3	2	1

Cause of Death

Table 21. Deaths by Specific Underlying Cause, Wisconsin 2002

	Total	Male	Female
Accidental Exposure to Other and Unspecified Factors (X58-X59)	33	16	17
X59 Exposure to Unspecified Factor	33	16	17
Intentional Self-Harm (X60-X84)	623	509	114
X60 Intentional Self-Poisoning by and Expos. to Nonopioid Analgesics, Antipyretics and Antirheumatics	5	2	3
X61 Intentional Self-Poisoning by and Exposure to Antiepileptic, Sedative-Hypnotic, Antiparkinsonism and Psychotropic Drugs, NEC.....	24	16	8
X62 Intentional Self-Poisoning by and Exposure to Narcotics and Psychodysleptics [Hallucinogens], NEC.....	7	6	1
X63 Intentional Self-Poisoning by and Exposure to Other Drugs Acting on the Autonomic Nervous System.....	1	1	
X64 Intentional Self-Poisoning by and Exposure to Other and Unspecified Drugs, Medicaments and Biological Substances	39	17	22
X65 Intentional Self-Poisoning by and Exposure to Alcohol	1	1	
X66 Int. Self-Poison. and Expos. to Organic Solv., Halogenated Hydrocarbons/ Vapors ..	2	2	
X67 Intentional Self-Poisoning by and Exposure to Other Gases and Vapors	39	28	11
X69 Intentional Self-Poisoning by and Expos. to Other and Unspecified Chemicals and Noxious Substances	2		2
X70 Intentional Self-Harm by Hanging, Strangulation and Suffocation	149	126	23
X71 Intentional Self-Harm by Drowning and Submersion	11	6	5
X72 Intentional Self-Harm by Handgun Discharge	137	115	22
X73 Intentional Self-Harm by Rifle, Shotgun and Larger Firearm Discharge.....	150	144	6
X74 Intentional Self-Harm by Other and Unspecified Firearm Discharge	21	20	1
X76 Intentional Self-Harm by Smoke, Fire and Flames	5		5
X78 Intentional Self-Harm by Sharp Object.....	9	6	3
X80 Intentional Self-Harm by Jumping From a High Place	12	10	2
X81 Intentional Self-Harm by Jumping or Lying Before Moving Object	4	4	
X82 Intentional Self-Harm by Crashing of Motor Vehicle.....	4	4	
X84 Intentional Self-Harm by Unspecified Means	1	1	
Assault (X85-Y09)	183	133	50
X85 Assault by Drugs, Medicaments and Biological Substances.....	1	1	
X91 Assault by Hanging, Strangulation and Suffocation	11	3	8
X93 Assault by Handgun Discharge	95	79	16
X94 Assault by Rifle, Shotgun and Larger Firearm Discharge.....	13	7	6
X95 Assault by Other and Unspecified Firearm Discharge	14	13	1
X99 Assault by Sharp Object.....	18	12	6
Y00 Assault by Blunt Object	4	4	
Y03 Assault by Crashing of Motor Vehicle.....	5	2	3
Y04 Assault by Bodily Force	4	2	2
Y07 Other Maltreatment Syndromes	7	6	1
Y08 Assault by Other Specified Means.....	2	1	1
Y09 Assault by Unspecified Means	9	3	6
Event of Undetermined Intent (Y10-Y34)	47	28	19
Y10 Poisoning by and Exposure to Non-Opioid Analgesics, Antipyretics and Antirheumatics, Undetermined Intent.....	1		1
Y11 Poisoning by and Exposure to Antiepileptic, Sedative-Hypnotic, AntiParkinsonism and Psychotropic Drugs, Not Elsewhere Classified, Undetermined Intent	3		3
Y12 Poisoning by and Exposure to Narcotics and Psychodysleptics [Hallucinogens], Not Elsewhere Classified, Undetermined Intent.....	8	6	2

Cause of Death

Table 21. Deaths by Specific Underlying Cause, Wisconsin 2002

	Total	Male	Female
Y14 Poisoning by and Exposure to Other and Unspecified Drugs, Medicaments and Biological Substances, Undetermined Intent	10	4	6
Y15 Poisoning by and Exposure to Alcohol, Undetermined Intent	2	1	1
Y17 Poisoning by and Exposure to Other Gases and Vapors, Undetermined Intent	3	3	
Y20 Hanging, Strangulation and Suffocation, Undetermined Intent.....	2	1	1
Y21 Drowning and Submersion, Undetermined Intent	5	5	
Y26 Exposure to Smoke, Fire and Flames, Undetermined Intent.....	1	1	
Y30 Falling, Jumping or Pushed From a High Place, Undetermined Intent	2	1	1
Y31 Falling, Lying or Running Before or Into Moving Object, Undetermined Intent.....	1	1	
Y32 Crashing of Motor Vehicle, Undetermined Intent	1	1	
Y33 Other Specified Events, Undetermined Intent	4	2	2
Y34 Unspecified Event, Undetermined Intent.....	4	2	2
Legal Intervention and Operations of War (Y35-Y36)	8	8	
Y35 Legal Intervention.....	8	8	
Complications of Medical and Surgical Care (Y40-Y59)	1	1	
Y43 Primarily Systemic Agents.....	1	1	
Drugs, Medicaments and Biological Substances Causing Adverse Effects in Therapeutic Use (Y60-Y69)	3	1	2
Y60 Unintent. Cut, Puncture, Perforation or Hemorrhage During Surgic. & Medical Care	2		2
Y65 Other Misadventures During Surgical and Medical Care.....	1	1	
Surgical and Other Medical Procedures as Cause of Abnormal Reaction of the Patient, or of Later Complication, Without Mention of Misadventure at the Time of the Procedure (Y83-Y84)	25	9	16
Y83 Surgical Operation and Other Surgical Procedures as the Cause of Abnormal Reaction of the Patient, or Later Complication, Without Mention of Misadventure at the Time of Procedure.....	21	8	13
Y84 Other Medical Procedures as the Cause of Abnormal Reaction of the Patient, or of Later Complication, Without Mention of Misadventure at the Time of the Procedure	4	1	3
Sequelae of External Causes of Morbidity and Mortality (Y85-Y89)	45	36	9
Y85 Sequelae of Transport Accidents.....	18	15	3
Y86 Sequelae of Other Accidents.	14	11	3
Y87 Sequelae of Intentional Self-Harm, Assault and Events of Undetermined Intent.....	13	10	3

Source: Bureau of Health Information, Division of Health Care Financing, Department of Health and Family Services.

Note: Underlying cause of death is the disease or injury that initiated events resulting in death. The total includes one record where sex was unknown.

Technical Notes

Reporting Requirements

As specified in Chapter 69, Wisconsin Statutes, the following is a brief outline of the sequence of events that take place when a death occurs in Wisconsin:

Within 24 hours after being notified of a death, the filing party (usually a funeral director) must present a certificate of death to the physician or medical examiner responsible for completing and signing the medical certification.

The medical certifier has six days after pronouncement of death to return the certificate of death back to the filing party.

Within two days after receipt of the medical certification, the filing party must present the death certificate to the registration district (local Register of Deeds or City Health Office). There should be no more than nine calendar days total from date of death until filing at a local office.

The local Register of Deeds or City Health Office must transmit the death certificate to the State Registrar within ten working days (not including weekends) after its receipt from the filing party.

State statute allows up to 21 days from the date of death for notification to the State Registrar.

Death Certificate

A copy of a sample death certificate form can be found on page 83.

International Classification of Disease (ICD-10) Codes

Causes of death for deaths that occurred in 2002 have been coded according to the World Health Organization's *International Classification of Diseases—Tenth Revision* (Geneva, Switzerland, 1992). This classification system is the current standard used by the National Center for Health Statistics. All of the cause-of-death groupings utilized in this report were recommended for state use by the National Center for Health Statistics and the World Health Organization.

Listed below are the ICD-10 codes used for ranking leading causes of death in Tables 11, 12, 13, 17, 18 and 19 (List A). Please note that different groupings are used for ranking leading causes of infant deaths (less than 1 year) in Tables 11, 12 and 13 (List B).

List A

- Salmonella Infections (A01-A02)
- Shigellosis and Amebiasis (A03, A06)
- Tuberculosis (A16-A19)
- Whooping Cough (A37)
- Scarlet Fever and Erysipelas (A38, A46)
- Meningococcal Infection (A39)
- Septicemia (A40-A41)
- Syphilis (A50-A53)
- Acute Poliomyelitis (A80)
- Arthropod-Borne Viral Encephalitis (A83-A84, A85.2)
- Measles (B05)
- Viral Hepatitis (B15-B19)
- Human Immunodeficiency Virus (HIV) Disease (B20-B24)
- Malaria (B50-B54)
- Malignant Neoplasms (Cancer) (C00-C97)
- In Situ Neoplasms, Benign Neoplasms and Neoplasms of Uncertain or Unknown Behavior (D00-D48)
- Anemias (D50-D64)
- Diabetes Mellitus (E10-E14)
- Nutritional Deficiencies (E40-E64)
- Meningitis (G00, G03)
- Parkinson's Disease (G20-G21)
- Alzheimer's Disease (G30)
- Diseases of the Heart (I00-I09, I11, I13, I20-I51)
- Primary Hypertension and Hypertensive Renal Disease (I10, I12)
- Cerebrovascular Diseases (Stroke) (I60-I69)
- Atherosclerosis (I70)
- Aortic Aneurysm and Dissection (I71)
- Influenza and Pneumonia (J10-J18)
- Acute Bronchitis and Bronchiolitis (J20-J21)
- Chronic Lower Respiratory Diseases (J40-J47)
- Pneumoconioses and Chemical Effects (J60-J66, J68)
- Pneumonitis Due to Solids and Liquids (J69)
- Peptic Ulcer (K25-K28)
- Diseases of Appendix (K35-K38)
- Hernia (K40-K46)

Chronic Liver Disease and Cirrhosis (K70, K73-K74)
Cholelithiasis and Other Disorders of Gallbladder (K80-K82)
Nephritis, Nephrotic Syndrome and Nephrosis (N00-N07, N17-N19, N25-N27)
Infections of Kidney (N10-N12, N13.6, N15.1)
Hyperplasia of Prostate (N40)
Inflammatory Disease of Female Pelvic Organs (N70-N76)
Pregnancy, Childbirth and the Puerperium (O00-O99)
Certain Conditions Originating in the Perinatal Period (P00-P96)
Congenital Malformations, Deformations and Chromosomal Abnormalities (Q00-Q99)
Accidents (excluding medical/surgical complications) (V01-X59, Y85-Y86)
Intentional Self-Harm (Suicide) (X60-X84, Y87.0)
Assault (Homicide) (X85-Y09, Y87.1)
Legal Intervention (Y35, Y89.0)
Operations of War and Their Sequelae (Y36, Y89.1)
Complications of Medical and Surgical Care (Y40-Y84, Y88)
All Other (All Other Codes)

List B (used for Tables 11, 12 and 13 for infants only)

Diarrhea and Gastroenteritis of Presumed Infectious Origin (A09)
Tuberculosis (A16-A19)
Tetanus (A33, A35)
Diphtheria (A36)
Whooping Cough (A37)
Meningococcal Infection (A39)
Septicemia (A40-A41)
Congenital Syphilis (A50)
Gonococcal Infection (A54)
Acute Poliomyelitis (A80)
Varicella (Chickenpox) (B01)
Measles (B05)
Human Immunodeficiency Virus (HIV) Disease (B20-B24)
Mumps (B26)
Candidiasis (B37)
Malaria (B50-B54)
Pneumocystosis (B59)
Malignant Neoplasms (C00-C97)
In Situ Neoplasms, Benign Neoplasms and Neoplasms of Uncertain or Unknown Behavior (D00-D48)
Diseases of the Blood and Blood-Forming Organs and Certain Disorders Involving the Immune Mechanism (D50-D89)
Short Stature, Not Elsewhere Classified (E34.3)
Nutritional Deficiencies (E40-E64)
Cystic Fibrosis (E84)
Volume Depletion, Disorders of Fluid, Electrolyte and Acid-Base Balance (E86-E87)
Meningitis (G00, G03)
Infantile Spinal Muscular Atrophy, Type I (Werdnig-Hoffman) (G12.0)
Infantile Cerebral Palsy (G80)
Anoxic Brain Damage, Not Elsewhere Classified (G93.1)
Diseases of the Ear and Mastoid Process (H60-H93)

Diseases of the Circulatory System (I00-I99)
Acute Upper Respiratory Infections (J00-J06)
Influenza and Pneumonia (J10-J18)
Acute Bronchitis and Acute Bronchiolitis (J20-J21)
Bronchitis, Chronic and Unspecified (J40-J42)
Asthma (J45-J46)
Pneumonitis Due to Solids and Liquids (J69)
Gastritis, Duodenitis and Noninfective Enteritis and Colitis (K29, K50-K55)
Hernia of Abdominal Cavity and Intestinal Obstruction Without Hernia (K40-K46, K56)
Renal Failure and Other Disorders of Kidney (N17-N19, N25, N27)
Newborn Affected by Maternal Hypertensive Disorders (P00.0)
Newborn Affected by Other Maternal Conditions Which May be Unrelated to Present Pregnancy (P00.1-P00.9)
Newborn Affected by Maternal Complications of Pregnancy (P01)
Newborn Affected by Complications of Placenta, Cord and Membranes (P02)
Newborn Affected by Other Complications of Labor and Delivery (P03)
Newborn Affected by Noxious Influences Transmitted Via Placenta or Breast Milk (P04)
Slow Fetal Growth and Fetal Malnutrition (P05)
Disorders Related to Short Gestation and Low Birth Weight, Not Elsewhere Classified (P07)
Disorders Related to Long Gestation and High Birth Weight (P08)
Birth Trauma (P10-P15)
Intrauterine Hypoxia and Birth Asphyxia (P20-P21)
Respiratory Distress of Newborn (P22)
Congenital Pneumonia (P23)
Neonatal Aspiration Syndromes (P24)
Interstitial Emphysema and Related Conditions Originating in the Perinatal Period (P25)
Pulmonary Hemorrhage Originating in the Perinatal Period (P26)
Chronic Respiratory Disease Originating in the Perinatal Period (P27)
Atelectasis (P28.0-P28.1)
Bacterial Sepsis of Newborn (P36)
Omphalitis of Newborn With or Without Mild Hemorrhage (P38)
Neonatal Hemorrhage (P50-P52, P54)
Hemorrhagic Disease of Newborn (P53)
Hemolytic Disease of Newborn Due to Isoimmunization and Other Perinatal Jaundice (P55-P59)
Hematological Disorders (P60-P61)
Syndrome of Infant of a Diabetic Mother and Neonatal Diabetes Mellitus (P70.0-P70.2)
Necrotizing Enterocolitis of Newborn (P77)
Hydrops Fetalis Not Due to Hemolytic Disease (P83.2)
Congenital Malformations, Deformations and Chromosomal Abnormalities (Q00-Q99)
Sudden Infant Death Syndrome (R95)
Accidents (excluding medical/surgical complications) (V01-X59)
Assault (Homicide) (X85-Y09)
Complications of Medical and Surgical Care (Y40-Y84)
All Other (All Other Codes)

The International Classification of Disease (ICD-10) codes used for groupings in Table 10 are:

Tuberculosis (A16-A19)
Syphilis (A50-A53)
Human Immunodeficiency Virus (HIV) Disease (B20-B24)
Malignant Neoplasms (Cancer) (C00-C97)
Diabetes Mellitus (E10-E14)
Alzheimer's Disease (G30)
Diseases of the Heart (I00-I09, I11, I13, I20-I51)
Primary Hypertension and Hypertensive Renal Disease (I10, I12)
Cerebrovascular Diseases (Stroke) (I60-I69)
Atherosclerosis (I70)
Other Diseases of Circulatory System (I71-I78)
Influenza and Pneumonia (J10-J18)
Chronic Lower Respiratory Diseases (J40-J47)
Peptic Ulcer (K25-K28)
Chronic Liver Disease and Cirrhosis (K70, K73-K74)
Nephritis, Nephrotic Syndrome and Nephrosis (N00-N07, N17-N19, N25-N27)
Pregnancy, Childbirth and the Puerperium (O00-O99)
Certain Conditions Originating in the Perinatal Period (P00-P96)
Congenital Malformations, Deformations and Chromosomal Abnormalities (Q00-Q99)
Sudden Infant Death Syndrome (R95)
Symptoms, Signs and Abnormal Clinical and Laboratory Findings,
Not Elsewhere Classified (R00-R94, R96-R99)
Motor Vehicle Accidents (V02-V04, V09.0, V09.2, V12-V14, V19.0-V19.2, V19.4-V19.6,
V20-V79, V80.3-V80.5, V81.0-V81.1, V82.0-V82.1, V83-V86, V87.0-V87.8,
V88.0-V88.8, V89.0, V89.2)
All Accidents (except motor vehicle) (V01, V05-V06, V09.1, V09.3-V09.9, V10-V11,
V15-V18, V19.3, V19.8-V19.9, V800-V802, V80.6-V80.9, V81.2-V81.9,
V82.2-V82.9, V87.9, V88.9, V89.1, V89.3, V89.9, V90-X59, Y40-Y86, Y88)
Intentional Self-Harm (Suicide) (X60-X84, Y87.0)
Assault (Homicide) (X85-Y09, Y87.1)
All Other External Causes (Y10-Y36, Y89, Y87.2)
All Other Diseases (All Other Disease Codes)

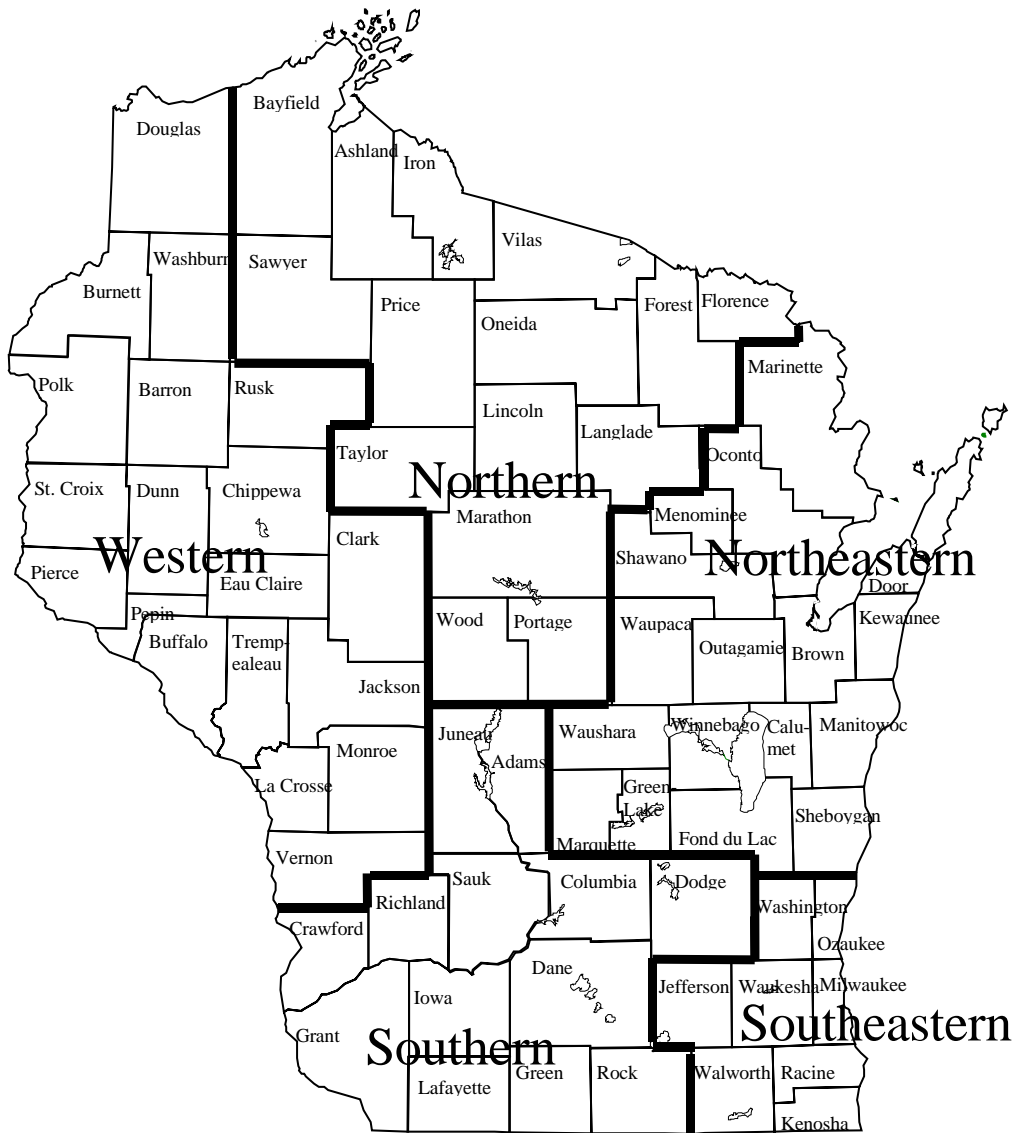
The International Classification of Disease (ICD-10) codes used for groupings in Tables 14, 15, 16 and 20 are:

Tuberculosis (A16-A19)
Syphilis (A50-A53)
Human Immunodeficiency Virus (HIV) Disease (B20-B24)
Malignant Neoplasms (Cancer) (C00-C97)
Malignant Neoplasm of Stomach (C16)
Malignant Neoplasms of Colon, Rectum and Anus (C18-C21)
Malignant Neoplasm of Pancreas (C25)
Malignant Neoplasms of Trachea, Bronchus and Lung (C33-C34)
Malignant Neoplasm of Breast (C50)
Malignant Neoplasms of Cervix Uteri, Corpus Uteri and Ovary (C53-C56)
Malignant Neoplasm of Prostate (C61)
Malignant Neoplasms of Urinary Tract (C64-C68)

Technical Notes

Non-Hodgkin's Lymphoma (C82-C85)
Leukemia (C91-C95)
Other Malignant Neoplasms (C00-C15, C17, C22-C24, C26-C32, C37-C49,
C51-C52, C57-C60, C62-C63, C69-C81, C88, C90, C96-C97)
Diabetes Mellitus (E10-E14)
Alzheimer's Disease (G30)
Major Cardiovascular Diseases (I00-I78)
 Diseases of the Heart (I00-I09, I11, I13, I20-I51)
 Hypertensive Heart Disease With or Without Renal Disease (I11, I13)
 Ischemic Heart Diseases (I20-I25)
 Other Diseases of the Heart (I00-I09, I26-I51)
 Primary Hypertension and Hypertensive Renal Disease (I10, I12)
 Cerebrovascular Diseases (Stroke) (I60-I69)
 Atherosclerosis (I70)
 Other Diseases of Circulatory System (I71-I78)
Influenza and Pneumonia (J10-J18)
Chronic Lower Respiratory Diseases (J40-J47)
Peptic Ulcer (K25-K28)
Chronic Liver Disease and Cirrhosis (K70, K73-K74)
Nephritis, Nephrotic Syndrome and Nephrosis (N00-N07, N17-N19, N25-N27)
Pregnancy, Childbirth and the Puerperium (O00-O99)
Certain Conditions Originating in the Perinatal Period (P00-P96)
Congenital Malformations, Deformations and Chromosomal Abnormalities (Q00-Q99)
Sudden Infant Death Syndrome (R95)
Symptoms, Signs and Abnormal Clinical and Laboratory Findings,
 Not Elsewhere Classified (R00-R94, R96-R99)
All Other Diseases (All Other Disease Codes)
Motor Vehicle Accidents (V02-V04, V09.0, V09.2, V12-V14, V19.0-V19.2, V19.4-V19.6,
 V20-V79, V80.3-V80.5, V81.0-V81.1, V82.0-V82.1, V83-V86, V87.0-V87.8,
 V88.0-V88.8, V89.0, V89.2)
All Accidents (except motor vehicle) (V01, V05-V06, V09.1, V09.3-V09.9, V10-V11,
 V15-V18, V19.3, V19.8-V19.9, V80.0-V80.2, V80.6-V80.9, V81.2-V81.9,
 V82.2-V82.9, V87.9, V88.9, V89.1, V89.3, V89.9, V90-X59, Y40-Y86, Y88)
Intentional Self-Harm (Suicide) (X60-X84, Y87.0)
Assault (Homicide) (X85-Y09, Y87.1)
All Other External Causes (Y10-Y36, Y89, Y87.2)

Map 2. Wisconsin Department of Health and Family Services Regions, 2002



Source: Bureau of Health Information, Division of Health Care Financing, Department of Health and Family Services.

STATE OF WISCONSIN
DEPARTMENT OF HEALTH AND FAMILY SERVICES
ORIGINAL CERTIFICATE OF DEATH

DOH 5040 (Rev 9/96)
Chap. 89, Wis. Stats.

STATE FILING DATE _____ STATE DEATH NO. _____

LOCAL FILE NUMBER _____

Type or Print Use
Permanent Black Ink
No Whiteout or Erasures
Reserved for Corrections & Amendments

1. DECEDENT'S NAME First Middle Last			2. SEX M F	3. SOC. SEC. NUMBER OF DECEDENT	4a. PRONOUNCED DEAD DATE Mo Day Yr	4b. HOUR	5. BODY FOUND 24+ hours after death M Y N
6a. AGE (Years) (Last Birthday)	b. Under 1 yr Mo Day	c. Under 1 day Hours Min	7. DATE OF BIRTH Mo Day Yr	8a. COUNTY OF DEATH	8b. DEATH OCCURRED INSIDE CITY, VILL TOWNSHIP	8c. (CHECK ONE) City Vill Township	
9. DEATH AT HOSPITAL 1. <input type="checkbox"/> Inpat. 3. <input type="checkbox"/> DOA-From Nur. Hm. 5. <input type="checkbox"/> DOA-From Other 2. <input type="checkbox"/> Outpat. 4. <input type="checkbox"/> ER-From Nur. Hm. 6. <input type="checkbox"/> ER-From Other			10. OTHER PLACE <input type="checkbox"/> N.H. <input type="checkbox"/> Other Res. of decedent	11a. HOSPITAL (AND CAMPUS) OR NURSING HOME (If not in Hospital or Nursing Home give street address.)		11b. NURSING HOME LICENSE NO.	12. MARITAL STATUS <input type="checkbox"/> Married <input type="checkbox"/> Never Married <input type="checkbox"/> Divorced <input type="checkbox"/> Widowed
13a. RESIDENCE - STATE	13b. RESIDENCE - COUNTY	13c. RESIDENCE - INSIDE CITY, VILLAGE, TOWNSHIP		13d. (CHECK ONE) City Vill Township	14a. NUMBER AND STREET	14b. ZIP CODE	
15. STATE OF BIRTH (Country if not in U.S.)	16. FATHER'S NAME First Middle Last			17. MOTHER'S NAME First Middle Birth Surname			
18. RACE (e.g. White, Black, Am. Indian, etc.)	19. HISPANIC ORIGIN? Specify Cuban, Mexican, etc.		20. USUAL OCCUPATION (Do not enter "Retired")		21. KIND OF BUSINESS / INDUSTRY		
21. EDUCATION (Highest grade completed) (Elementary 0-12) College (13-16)	22. DECEDENT EVER IN U.S. ARMED FORCES? YES NO		23. SURVIVING SPOUSE (If we give birth surname, no married surname) (First, Middle, Last)				
24a. INFORMANT'S NAME			24b. MAILING ADDRESS Street City/Village State ZIP				
25. METHOD OF DISPOSITION <input type="checkbox"/> Burial <input type="checkbox"/> Cremation <input type="checkbox"/> Donation		26. PLACE OF DISPOSITION (Name of cemetery, crematory, & other place)		27. LOCATION (City/Village/Township State)	28. DATE SIGNED BY FUNERAL SERVICE LICENSEE (Mo. Day, Yr.)	29. DATE RECEIVED FROM MED. CERT. (Mo. Day, Yr.)	
30a. FUNERAL SERVICE LICENSEE (or person acting as such)			30b. LICENSE NO.	31. NAME AND MAILING ADDRESS OF FACILITY (Street and number, City, State, Zip)			
32. MEDICAL CERTIFIER <input type="checkbox"/> CERTIFYING PHYSICIAN - To the best of my knowledge death was pronounced and occurred at the time(s) and due to the causes stated. <input type="checkbox"/> CORONER/M.E. - On the basis of examination and/or investigation, in my opinion, death was pronounced and occurred at the time(s) and due to the causes as a manner stated. (Check One)			33. DATE OF DEATH (Mo., Day, Yr.)	38. MANNER OF DEATH 1. <input type="checkbox"/> Natural 4. <input type="checkbox"/> Homicide 2. <input type="checkbox"/> Accident 5. <input type="checkbox"/> Undet. 3. <input type="checkbox"/> Suicide 6. <input type="checkbox"/> Pending		39. DATE OF INJURY (Mo. Day, Yr.)	40. HOUR OF INJURY
35a. MEDICAL CERTIFIER SIGNATURE & TITLE (Black Ink)			35b. DATE SIGNED (Mo., Day, Yr.)	43a. LOCATION (Street or RFD, City or Vill. and State in which injury occurred)		42. INJURY AT WORK? Specify <input type="checkbox"/> YES <input type="checkbox"/> NO	
36a. MEDICAL CERTIFIER'S NAME			36b. WI. PHYSICIAN LICENSE NO. CME Code	44. REGISTRAR SIGNATURE			
37. CERTIFIER'S MAILING ADDRESS (Street, & Number, City, State, ZIP)			45. DATE RECEIVED BY REGISTRAR (Mo., Day, Yr.)				

46. PART I. Enter the diseases, injuries or complications that caused the death. Do not enter the mode of dying such as cardiac or respiratory arrest, shock or heart failure. List only one cause of death on each line. Do not list old age or senility as sole cause.

IMMEDIATE CAUSE	Interval between onset and death	PART II Other significant conditions contributing to death but not resulting in underlying cause given in Part I.
(Final disease or condition resulting in death.) (a) (DUE TO OR AS A CONSEQUENCE OF):		
Sequentially list conditions if any, leading to immediate cause. ENTER UNDERLYING CAUSE LAST. (Disease or injury that initiated events resulting in death.) (b) (DUE TO OR AS A CONSEQUENCE OF):		
(c) (DUE TO OR AS A CONSEQUENCE OF):		
(d)		

47. IF INJURY, DESCRIBE HOW INJURY OCCURRED

Table A1. Wisconsin Population Estimates by Age and Sex, July 1, 2002

Age Group	Total	Male	Female
All Ages	5,461,710	2,699,890	2,761,820
Under 1	68,510	33,520	34,989
1-4	271,150	140,240	130,921
5-9	358,140	183,470	174,660
10-14	399,020	204,560	194,460
15-19	409,400	209,580	199,820
20-24	395,570	201,230	194,340
25-29	328,370	168,550	159,820
30-34	365,920	185,870	180,050
35-39	413,930	207,710	206,230
40-44	453,300	226,680	226,620
45-49	420,270	211,420	208,860
50-54	367,540	184,980	182,560
55-59	281,970	139,580	142,390
60-64	219,550	106,640	112,910
65-69	179,000	84,260	94,740
70-74	170,510	77,590	92,920
75-79	146,890	62,340	84,550
80-84	109,120	40,990	68,130
85-89	68,130	21,800	46,330
90-94	27,920	7,290	20,630
95 +	7,490	1,590	5,900

Source: Bureau of Health Information, Division of Health Care Financing, Department of Health and Family Services. Estimates are provisional.

Note: Numbers may not sum to total due to rounding.
 The infant (under age 1) figures are the number of live births that occurred in 2002.
 Included in the "under 1" total is an infant for whom sex was unknown.

Table A2. Wisconsin Population Estimates by Age and Sex, July 1, 2001

Age Group	Total	Male	Female
All Ages	5,427,840	2,682,420	2,745,420
Under 1	68,701	35,048	33,653
1-4	271,669	139,052	132,607
5-9	368,750	188,900	179,850
10-14	402,810	206,610	196,200
15-19	408,880	209,210	199,660
20-24	380,430	194,070	186,360
25-29	326,530	167,190	159,340
30-34	369,830	187,510	182,320
35-39	424,510	212,790	211,720
40-44	450,260	225,720	224,540
45-49	412,950	207,830	205,120
50-54	356,360	179,330	177,040
55-59	267,550	132,050	135,500
60-64	210,890	102,540	108,350
65-69	180,280	84,880	95,400
70-74	172,320	78,400	93,920
75-79	147,160	61,910	85,250
80-84	107,540	40,110	67,420
85-89	65,490	20,790	44,700
90-94	26,850	6,950	19,900
95 +	8,090	1,510	6,580

Source: Bureau of Health Information, Division of Health Care Financing, Department of Health and Family Services.

Note: Numbers may not sum to total due to rounding.

Table A3. Wisconsin Population Estimates by Race, Ethnicity and Sex, July 1, 2002

RACE	Total		Hispanic/Latino		Non-Hispanic/Latino	
	Male	Female	Male	Female	Male	Female
White	2,432,208	2,480,619	104,042	87,380	2,328,166	2,393,239
Black/African American	154,125	164,901	3,729	3,909	150,396	160,992
American Indian	24,898	25,144	2,204	2,058	22,694	23,086
Asian	49,833	51,341	629	593	49,204	50,748
Native Hawaiian/Other Pacific Islander	1,085	1,056	269	225	816	831
Two or More Races	27,608	28,378	1,978	2,058	25,630	26,320
Total	2,689,757	2,751,439	112,851	96,223	2,576,906	2,655,216

Source: United States Census Bureau.

Note: Totals differ from those produced by the Bureau of Health Information that are shown in Table A1 because different methods were used to produce the estimates.

Table A4. Wisconsin Life Expectancy by Sex and Age Group, 1998-2000

Age Group	Life Expectancy (Years)		
	Males	Females	Total Population
0	75.6	80.9	78.3
1-4	75.2	80.4	77.8
5-9	71.3	76.5	73.9
10-14	66.4	71.6	69.0
15-19	61.5	66.6	64.1
20-24	56.7	61.7	59.3
25-29	52.1	56.9	54.6
30-34	47.3	52.0	49.8
35-39	42.6	47.1	45.0
40-44	37.9	42.3	40.2
45-49	33.3	37.6	35.6
50-54	28.8	33.0	31.0
55-59	24.5	28.4	26.6
60-64	20.5	24.1	22.4
65-69	16.7	20.0	18.5
70-74	13.4	16.3	15.0
75-79	10.4	12.8	11.9
80-84	7.8	9.7	9.0
85-89	5.7	7.0	6.6
90-94	4.1	4.8	4.7
95 +	3.1	3.4	3.4

Source: Bureau of Health Information, Division of Health Care Financing, Department of Health and Family Services.

Note: This table shows current life expectancy at various ages for Wisconsin's total population and for males and females. These life expectancy estimates are based on age-specific death rates that occurred during the three-year period 1998-2000.

For example, the life expectancy at birth in 1998-2000 was 78.3 years. This is the average number of years that babies born in these years would live if throughout their lives they experienced the age-specific death rates experienced in 1998-2000. For boys, life expectancy at birth was 75.6 years. For girls, life expectancy at birth was 80.9 years.

