

---

# Wisconsin Deaths

## 2001

December 2002

---

*Bureau of Health Information  
Division of Health Care Financing  
Wisconsin Department of Health and Family Services*

**Suggested citation:**

Wisconsin Department of Health and Family Services, Division of Health Care Financing, Bureau of Health Information. *Wisconsin Deaths, 2001* (PHC 5346). December 2002.

## Introduction

This report, *Wisconsin Deaths, 2001*, presents key information about deaths of Wisconsin residents that occurred in 2001 and previous years. Information is included on the number and rate of deaths overall and by age, sex and cause. *Wisconsin Deaths* has been published annually since the 1995 data year, and replaced the earlier report series *Vital Statistics* (data years 1984-1994), *Public Health Statistics* (1952-1983), and *Annual Report of Morbidity and Mortality* (1948-1951).

Beginning with 1999 data, causes of death have been coded using the International Classification of Diseases, Tenth Revision (ICD-10). ICD-10 replaces the ICD-9 that was used to code death data for the years 1979-1998. ICD-10 is a classification system that was developed collaboratively by the World Health Organization (WHO) and 10 international centers to reflect advances in medical science and changes in diagnostic terminology, and to promote international comparability in the presentation of mortality statistics.

A comparability table has been prepared to assist the reader in comparing numbers of deaths by cause between 1999 (and subsequent years) and the years before 1999. The table is available through the Internet on the Department of Health and Family Services Web site at: <http://www.dhfs.state.wi.us/deaths>. You can also obtain a copy by contacting Joyce Knapton at the Bureau of Health Information (see contact information on the following page).

The source of data for this report is death certificates filed with the State Registrar, Vital Records Section, Bureau of Health Information (BHI), Division of Health Care Financing, Department of Health and Family Services (see sample, page 84). Most of these deaths occurred in Wisconsin, although BHI receives death certificates of Wisconsin residents from other states and countries as well. (Reports of deaths that occurred outside Wisconsin are thought to be substantially complete.)

All tables and figures in this report present Wisconsin resident data (deaths of Wisconsin residents). This means that deaths have been assigned to the area where the person lived (usually legal residence), regardless of where the death occurred.

Chapter 69, Wisconsin Statutes, authorizes the Department of Health and Family Services to supervise and direct the collection of vital statistics death data. This statute also indicates how local registrars are to collect and file certificates for deaths that occur in their jurisdictions.

We would like to recognize the following: local Register of Deeds offices and the Milwaukee and West Allis city health offices (for registering deaths), coroners and medical examiners (for certifying causes of death), hospitals and physicians (for certifying deaths), and funeral directors (for filing death certificates). We would also like to acknowledge and thank other states and countries for submitting data on deaths of Wisconsin residents that occurred there.

The Department of Health and Family Services produced this publication. Staff of the Vital Records Registration and Statistics Unit, Bureau of Health Information, collected and compiled the death records. Joyce Knapton prepared the report and wrote the narrative. Patricia Nametz edited the report. Draft review and comments were provided by Peter Rumm, M.D., in the Bureau of Chronic Disease Prevention and Health Promotion, Division of Public Health, and by Karl Pearson and Sandra Park in the Bureau of Health Information. The report was prepared under the supervision of Lynnette Traas, Supervisor,

Registration and Statistics Unit, and the overall direction of Vonnie Buske, Deputy Director, and Sandra Breitborde, Director, Bureau of Health Information.

Death, birth, hospitalization and other health-related statistical information for Wisconsin is also available through the Internet on the Department of Health and Family Services Web site, at <http://www.dhfs.state.wi.us/stats>.

Comments, suggestions and requests for additional data may be addressed to:

Joyce Knapton  
Bureau of Health Information  
Division of Health Care Financing  
Department of Health and Family Services  
P.O. Box 309  
Madison, WI 53701-0309  
Telephone: (608) 267-7815  
E-mail: [knaptj@dhfs.state.wi.us](mailto:knaptj@dhfs.state.wi.us)

---

## Table of Contents

<b>Introduction</b> .....	1
<b>Key Findings</b> .....	5
<b>Deaths and Death Rates</b>	
Table 1. Deaths and Death Rates, Wisconsin and U.S., Selected Years.....	7
Table 2. Deaths and Death Rates by Age and Sex, 2001 .....	8
Table 3. Population, Deaths and Death Rates by Region of Residence, 2001 .....	9
Table 4. Deaths by County of Residence, 1991-2001 .....	10
Table 5. Deaths by County of Residence and Selected Minor Civil Divisions, 2001 .....	12
Table 6. Deaths by County of Residence and Occurrence, 2001 .....	16
Table 7. Deaths by Disposition of Body, 1991-2001 .....	17
Table 8. Autopsies Performed by Age of Decedent, Selected Years, 1980-2001.....	18
Table 9. Deaths by Injury at Work by Age, Sex, Race and Hispanic Origin, 2001 .....	19
Map 1. Number of Infant Deaths by County of Residence, 2001 .....	20
Figure 1. Death Rates from Diseases of the Heart by Selected Age Groups and Sex, 2001 .....	21
Figure 2. Death Rates from Malignant Neoplasms (Cancer) by Selected Age Groups and Sex, 2001 .....	22
Figure 3. Death Rates from Cerebrovascular Diseases (Stroke) by Selected Age Groups and Sex, 2001 .....	23
<b>Cause of Death</b>	
Table 10. Summary Categories of Cause of Death, 2001 .....	24
Table 11. Leading Underlying Causes of Death by Age, 2000 and 2001 .....	25
Table 12. Leading Underlying Causes of Death for Males, by Age, 2000 and 2001 .....	28
Table 13. Leading Underlying Causes of Death for Females, by Age, 2000 and 2001 .....	31
Table 14. Deaths by Underlying Cause of Death, Age and Sex, 2001 .....	34
Table 15. Deaths by Underlying Cause of Death, Race and Sex, 2001 .....	40
Table 16. Deaths by Underlying Cause of Death, Hispanic Origin and Sex, 2001 .....	42
Table 17. Leading Underlying Causes of Death by Race, 2000 and 2001.....	43
Table 18. Leading Underlying Causes of Death for Males by Race, 2000 and 2001 .....	45
Table 19. Leading Underlying Causes of Death for Females by Race, 2000 and 2001 .....	47
Table 20. Deaths by Underlying Cause of Death and County of Residence, 2001.....	49
Table 21. Deaths by Leading Specific Underlying Cause, 2001.....	56
<b>Technical Notes</b>	
Reporting Requirements.....	77
International Classification of Disease (ICD-10) Groupings.....	78
Map 2. Department of Health and Family Services Regions.....	83
Sample of Wisconsin Death Certificate .....	84
Table A1. Wisconsin Population Estimates by Age and Sex, July 1, 2001.....	85
Table A2. Wisconsin Population by Age and Sex, April 1, 2000.....	86
Table A3. Wisconsin Population by Race, Ethnicity and Sex, July 1, 2001 .....	87
Table A4. Wisconsin Life Expectancy by Sex and Age Group, 1997-1999.....	88

---

## Key Findings

- In 2001, there were 46,537 deaths of Wisconsin residents, 132 more than in 2000.
- The 2001 Wisconsin death rate (deaths per 1,000 population) was 8.6, similar to rates for the past 25 years.
- The Wisconsin death rate has been almost identical to the United States death rate every year since 1945.
- Age-specific death rates for males generally exceed death rates for females. However, among persons aged 80 and older, the number of female deaths is greater than the number of male deaths (even though male death rates remain generally higher). This is because many more females than males live past the age of 80.
- As a percent of total deaths, cremations increased by 12 percentage points over the past decade (from 16 percent to 28 percent). Conversely, burials decreased (from 75 percent to 62 percent).
- In 2001, an autopsy was performed in just 7 percent of deaths, compared with 14 percent in 1980.
- The percentage of deaths with an autopsy decreased in most age groups from 1980 to 2001.
- In 2001, a total of 81 deaths were reported on death certificates as due to injuries at work.
- As in 2000, the three leading causes of death in 2001 were diseases of the heart, malignant neoplasms (cancer) and cerebrovascular diseases (stroke). These three causes of death accounted for 59 percent of total deaths among Wisconsin residents.
- Accidents were the leading cause of death among males ages 1-14, 15-24 and 25-44.
- Accidents were the leading cause of death among females ages 1-14 and 15-24, but among women ages 25-74, cancer was the leading cause of death.
- Diseases of the heart and cancer were the two leading causes of death among whites, African Americans and American Indians, while cancer and cerebrovascular diseases led among the Asian population. In 2001, diseases of the heart accounted for 23 percent of deaths among African Americans, 28 percent of deaths among whites, 20 percent of deaths among American Indians and 16 percent of deaths among Asians.
- Accidents accounted for 14 percent of deaths among American Indian males, compared with 8 percent of deaths among Asian males, 6 percent of deaths among white males, and 5 percent of deaths among African American males.
- Diseases of the heart and malignant neoplasms (cancer) were the two leading causes of death in 2001 among white, African American and American Indian females. The two leading causes of death for Asian females were malignant neoplasms and cerebrovascular diseases (stroke).

**Table 1. Deaths and Death Rates, Wisconsin and United States, Selected Years, 1910-2001**

Year	Number of Wisconsin Deaths	Wisconsin Death Rate	U.S. Death Rate
1910	28,213	12.1	14.7
1915	26,676	10.7	13.5
1920	29,859	11.3	13.0
1925	29,380	10.5	11.8
1930	30,488	10.4	11.3
1935	30,404	10.0	10.9
1940	31,457	10.0	10.8
1945	31,776	10.7	10.6
1950	33,573	9.7	9.6
1955	35,250	9.6	9.3
1960	38,121	9.6	9.5
1965	40,146	9.5	9.4
1970	40,820	9.2	9.5
1975	39,916	8.8	8.9
1980	40,801	8.7	8.8
1985	41,434	8.7	8.7
1990	42,655	8.7	8.6
1995	45,037	8.8	8.8
2000	46,405	8.7	8.7
2001	46,537	8.6	8.7

Source: Wisconsin data are from the Bureau of Health Information, Division of Health Care Financing, Department of Health and Family Services. U.S. death rates through 1995 are final data from the *Monthly Vital Statistics Reports* of the National Center for Health Statistics; this report is now titled *National Vital Statistics Reports*. The U.S. death rate for 2000 was taken from *National Vital Statistics Reports*, "Deaths: Final Data for 2000," Volume 50, Number 15, September 16, 2002. The U.S. death rate for 2001 was taken from *National Vital Statistics Reports*, "Deaths: Provisional Data for 2001," Volume 50, No. 14, September 11, 2002.

Note: Rates shown here are deaths per 1,000 population.

- In 2001, there were 46,537 deaths of Wisconsin residents, 132 more than in 2000.
- In 2001, the Wisconsin death rate (deaths per 1,000 population) was 8.6, similar to rates for the past 25 years.
- The Wisconsin death rate has been almost identical to the United States death rate every year since 1945.

**Table 2. Deaths and Death Rates by Age and Sex, Wisconsin 2001**

Age Group	Total		Male		Female	
	Number of Deaths	Death Rate	Number of Deaths	Death Rate	Number of Deaths	Death Rate
<b>All Ages</b>	<b>46,537</b>	<b>858.6</b>	<b>22,724</b>	<b>848.9</b>	<b>23,812</b>	<b>868.0</b>
Under 1	491	711.5	253	721.8	237	697.9
1-4	88	31.8	51	36.0	37	27.4
5-9	56	14.6	31	15.8	25	13.4
10-14	69	16.9	36	17.2	33	16.6
15-19	259	62.9	184	87.2	75	37.4
20-24	318	88.1	248	134.6	70	39.6
25-29	249	73.8	173	100.7	76	45.9
30-34	290	77.1	205	107.7	85	45.8
35-39	569	129.4	376	170.9	193	87.8
40-44	797	179.1	522	233.3	275	124.3
45-49	1,163	289.4	744	367.0	419	210.4
50-54	1,482	438.3	923	543.4	559	332.2
55-59	1,811	709.1	1,100	875.2	711	548.0
60-64	2,254	1,088.0	1,369	1,360.4	885	830.8
65-69	3,086	1,676.8	1,795	2,070.8	1,291	1,325.9
70-74	4,710	2,691.1	2,709	3,410.1	2,001	2,093.5
75-79	6,260	4,223.5	3,408	5,517.2	2,852	3,298.6
80-84	7,449	7,024.0	3,546	9,052.8	3,903	5,835.0
85-89	7,511	11,929.8	2,939	15,017.9	4,572	10,537.0
90-94	5,076	19,628.8	1,598	24,434.3	3,478	18,002.1
95 +	2,549	32,637.6	514	36,197.2	2,035	31,846.6

Source: Bureau of Health Information, Division of Health Care Financing, Department of Health and Family Services. For the population data used to calculate rates, see Technical Notes, page 85.

Notes: Rates by age and sex are deaths per 100,000 population in that age group or age/sex group. The total includes one death where sex was unknown.

- Age-specific death rates generally increase with age, except that the death rate for infants (under age one) is higher than that for children in other age groups.
- Age-specific death rates for males generally exceed death rates for females. However, among persons aged 80 and older, the number of female deaths is greater than the number of male deaths (even though male death rates remain generally higher). This is because many more females than males live past the age of 80.



**Table 3. Population, Deaths and Death Rates by Region of Residence, Wisconsin 2001**

<b>DHFS Regions</b>	<b>Population</b>	<b>Number of Deaths</b>	<b>Death Rate</b>
<b>State Total</b>	<b>5,420,340</b>	<b>46,537</b>	<b>858.6</b>
Northeastern	1,173,840	10,199	868.9
Northern	485,470	4,469	920.6
Southeastern	2,020,330	17,151	848.9
Southern	987,660	8,009	810.9
Western	753,040	6,709	890.9

Source: Bureau of Health Information, Division of Health Care Financing, Department of Health and Family Services.

Notes: Rates shown here are deaths per 100,000 population. For a map of the Department of Health and Family Services Regions, see Technical Notes, page 83.

- In 2001, death rates ranged from a low of 810.9 per 100,000 population in the Southern region to a high of 920.6 in the Northern region. Differences in the death rate by region reflect many factors, including the region's population age structure.

**Deaths and Death Rates**

**Table 4. Deaths by County of Residence, Wisconsin 1992–2001**

	1992	1993	1994	1995	1996	1997	1998	1999	2000	2001
<b>State Total</b>	<b>42,179</b>	<b>44,466</b>	<b>44,420</b>	<b>45,037</b>	<b>45,107</b>	<b>44,860</b>	<b>45,890</b>	<b>46,571</b>	<b>46,405</b>	<b>46,537</b>
Adams	162	199	200	185	180	183	198	210	226	249
Ashland	227	212	206	218	179	193	185	188	206	201
Barron	419	477	416	450	472	444	507	481	442	475
Bayfield	159	152	182	152	146	162	168	154	153	165
Brown	1,370	1,445	1,560	1,482	1,507	1,472	1,630	1,575	1,591	1,598
Buffalo	149	152	134	121	132	159	141	159	123	131
Burnett	158	164	180	179	192	170	192	186	183	195
Calumet	207	248	244	235	232	231	259	266	252	242
Chippewa	506	489	538	534	495	499	548	553	533	521
Clark	316	346	322	323	341	318	324	303	307	300
Columbia	475	506	490	532	505	494	501	550	508	551
Crawford	151	175	202	178	180	172	161	201	178	175
Dane	2,177	2,365	2,371	2,397	2,475	2,437	2,535	2,580	2,512	2,663
Dodge	798	779	777	810	764	797	819	834	848	855
Door	273	288	319	311	292	305	338	322	315	316
Douglas	456	531	456	455	521	499	483	495	454	410
Dunn	244	278	257	289	250	243	281	296	280	258
Eau Claire	633	632	737	664	693	658	665	692	639	736
Florence	43	45	60	66	50	46	56	49	63	53
Fond du Lac	801	837	835	867	880	785	907	898	908	940
Forest	102	124	110	109	119	108	114	116	131	104
Grant	485	494	482	465	478	483	445	505	495	525
Green	299	276	322	316	326	308	299	328	322	318
Green Lake	218	213	214	248	226	246	231	241	243	227
Iowa	177	180	206	191	170	182	196	195	195	213
Iron	76	100	97	87	111	101	94	77	84	86
Jackson	192	192	185	187	177	178	189	186	219	204
Jefferson	525	573	594	579	597	603	592	612	608	569
Juneau	233	232	250	271	277	263	265	298	264	275
Kenosha	1,113	1,145	1,128	1,229	1,132	1,125	1,237	1,159	1,222	1,228
Kewaunee	185	179	184	193	187	172	178	196	189	203
La Crosse	770	879	878	869	916	887	905	923	888	950
Lafayette	137	136	170	147	151	167	173	158	144	122
Langlade	219	239	218	252	205	228	217	227	220	238
Lincoln	301	314	289	298	312	298	320	324	333	314
Manitowoc	794	819	845	819	848	813	827	860	852	818

(continued)

## Deaths and Death Rates

**Table 4. Deaths by County of Residence, Wisconsin 1992–2001**

	1992	1993	1994	1995	1996	1997	1998	1999	2000	2001
Marathon	842	909	905	907	869	875	920	951	924	974
Marinette	458	497	477	478	492	501	509	534	470	530
Marquette	142	135	151	141	189	152	176	161	174	180
Menominee	46	42	25	45	43	35	48	43	36	40
Milwaukee	8,929	9,324	9,164	9,200	9,109	8,833	8,812	9,018	9,063	8,855
Monroe	350	358	394	383	385	354	408	391	414	376
Oconto	316	355	357	331	308	325	335	353	357	347
Oneida	378	375	389	375	410	387	372	422	431	360
Outagamie	993	1,066	1,020	1,026	1,103	1,196	1,142	1,141	1,109	1,083
Ozaukee	444	556	530	541	589	565	587	575	583	615
Pepin	79	103	102	72	87	87	76	80	73	70
Pierce	208	226	220	235	239	242	224	251	244	208
Polk	376	373	358	380	384	398	416	371	376	396
Portage	390	408	463	438	476	468	431	475	404	452
Price	211	192	208	198	184	207	216	198	207	191
Racine	1,419	1,458	1,463	1,534	1,600	1,550	1,529	1,593	1,616	1,605
Richland	201	171	185	200	179	201	169	157	185	182
Rock	1,223	1,304	1,215	1,268	1,287	1,371	1,327	1,282	1,335	1,336
Rusk	168	157	173	183	182	175	174	169	168	212
St. Croix	345	407	339	438	394	453	445	453	444	424
Sauk	451	494	507	484	470	455	534	487	485	545
Sawyer	169	200	204	194	202	169	184	190	183	212
Shawano	412	400	430	444	471	421	424	452	476	431
Sheboygan	1,008	980	949	957	962	997	1,107	1,018	1,083	1,008
Taylor	149	187	181	191	169	198	223	175	176	192
Trempealeau	277	295	309	338	305	290	285	291	298	321
Vernon	274	321	290	311	317	322	312	298	330	335
Vilas	254	233	281	254	258	264	269	263	251	264
Walworth	698	772	696	710	724	747	799	840	826	787
Washburn	168	194	162	194	185	197	182	198	198	187
Washington	623	716	715	687	761	746	769	810	795	827
Waukesha	1,984	2,077	2,184	2,316	2,276	2,446	2,529	2,620	2,795	2,665
Waupaca	633	619	602	658	643	617	651	698	634	684
Waushara	222	249	236	242	227	232	233	269	243	282
Winnebago	1,154	1,199	1,194	1,271	1,207	1,259	1,219	1,253	1,194	1,270
Wood	633	699	684	704	703	690	674	694	695	663

Source: Bureau of Health Information, Division of Health Care Financing, Department of Health and Family Services.

## Deaths and Death Rates

**Table 5. Deaths by County of Residence and Selected Minor Civil Divisions, Wisconsin 2001**

<b>STATE TOTAL</b>	<b>46,537</b>	<b>CHIPPEWA</b>	521	Waunakee (V)	82
Urban*	35,275	Bloomer (C)	40	Westport (T)	11
Balance of State	11,262	Chippewa Falls (C)	147	Windsor (T)	15
		Eagle Point (T)	84	Balance of County	214
<b>ADAMS</b>	249	Eau Claire (C) (Pt.)	6		
Rome (T)	15	Hallie (T)	26	<b>DODGE</b>	855
Balance of County	234	Lafayette (T)	20	Beaver Dam (C)	164
		Balance of County	198	Beaver Dam (T)	17
<b>ASHLAND</b>	201			Columbus (C)	1
Ashland (C)	125	<b>CLARK</b>	300	Horicon (C)	30
Balance of County	76	Neillsville (C)	39	Mayville (C)	78
		Balance of County	261	Watertown (C) (Pt.)	130
<b>BARRON</b>	475			Waupun (C) (Pt.)	73
Barron (C)	53	<b>COLUMBIA</b>	551	Balance of County	362
Rice Lake (C)	119	Columbus (C)	54		
Rice Lake (T)	18	Lodi (C)	51	<b>DOOR</b>	316
Balance of County	285	Lodi (T)	10	Sevastopol (T)	18
		Pacific (T)	22	Sturgeon Bay (C)	132
<b>BAYFIELD</b>	165	Portage (C)	112	Balance of County	166
		Balance of County	302		
<b>BROWN</b>	1,598			<b>DOUGLAS</b>	410
Allouez (V)	108	<b>CRAWFORD</b>	175	Superior (C)	274
Ashwaubenon (V)	148	Prairie du Chien (C)	71	Balance of County	136
Bellevue (T)	36	Balance of County	104		
De Pere (C)	154			<b>DUNN</b>	258
Green Bay (C)	919	<b>DANE</b>	2,663	Menomonie (C)	120
Hobart (T)	20	Bristol (T)	7	Menomonie (T)	18
Howard (V) (Pt.)	38	Burke (T)	6	Balance of County	120
Ledgeview (T)	13	Cottage Grove (T)	12		
Pulaski (V) (Pt.)	32	Cottage Grove (V)	23	<b>EAU CLAIRE</b>	736
Scott (T)	13	Cross Plains (V)	10	Altoona (C)	68
Suamico (T)	24	DeForest (V)	56	Eau Claire (C) (Pt.)	536
Balance of County	93	Dunn (T)	14	Pleasant Valley (T)	7
		Fitchburg (C)	50	Seymour (T)	13
<b>BUFFALO</b>	131	Madison (C)	1,364	Washington (T)	15
Mondovi (C)	41	Madison (T)	7	Balance of County	97
Balance of County	90	Marshall (V)	30		
		McFarland (V)	26	<b>FLORENCE</b>	53
<b>BURNETT</b>	195	Middleton (C)	118		
		Middleton (T)	9	<b>FOND DU LAC</b>	940
<b>CALUMET</b>	242	Monona (C)	70	Empire (T)	21
Appleton (C) (Pt.)	24	Mount Horeb (V)	71	Fond du Lac (C)	519
Brillion (C)	21	Oregon (T)	13	No. Fond du Lac (V)	31
Chilton (C)	49	Oregon (V)	57	Ripon (C)	113
Harrison (T)	35	Pleasant Springs (T)	13	Taycheedah (T)	26
Kiel (C) (Pt.)	1	Springfield (T)	15	Waupun (C) (Pt.)	23
Menasha (C) (Pt.)	1	Stoughton (C)	155	Balance of County	207
New Holstein (C)	46	Sun Prairie (C)	156		
Balance of County	65	Verona (C)	59	<b>FOREST</b>	104

\* Sum of incorporated places having a population of 2,500 or more according to the latest estimates available.

## Deaths and Death Rates

---

<b>GRANT</b>	525	Wheatland (T)	28	Peshtigo (T)	36
Boscobel (C)	46	Balance of County	35	Stephenson (T)	24
Lancaster (C)	49			Balance of County	201
Platteville (C)	85	<b>KEWAUNEE</b>	203		
Balance of County	345	Algoma (C)	67	<b>MARQUETTE</b>	180
		Kewaunee (C)	47	Packwaukee (T)	19
<b>GREEN</b>	318	Balance of County	89	Balance of County	161
Brodhead (C)	25				
Monroe (C)	128	<b>LA CROSSE</b>	950	<b>MENOMINEE</b>	40
Balance of County	165	Campbell (T)	24	Menominee (T)	40
		Holland (T)	12		
<b>GREEN LAKE</b>	227	Holmen (V)	28	<b>MILWAUKEE</b>	8,855
Berlin (C) (Pt.)	69	La Crosse (C)	603	Bayside (V) (Pt.)	39
Balance of County	158	Onalaska (C)	101	Brown Deer (V)	104
		Onalaska (T)	15	Cudahy (C)	157
<b>IOWA</b>	213	Shelby (T)	18	Fox Point (V)	45
Dodgeville (C)	48	West Salem (V)	75	Franklin (C)	167
Mineral Point (C)	33	Balance of County	74	Glendale (C)	241
Balance of County	132			Greendale (V)	141
		<b>LAFAYETTE</b>	122	Greenfield (C)	499
<b>IRON</b>	86			Hales Corners (V)	91
		<b>LANGLADE</b>	238	Milwaukee (C) (Pt.)	5,303
<b>JACKSON</b>	204	Antigo (C)	147	Oak Creek (C)	186
Black River Falls (C)	98	Balance of County	91	Shorewood (V)	120
Brockway (T)	10			South Milwaukee (C)	246
Balance of County	96	<b>LINCOLN</b>	314	St. Francis (C)	97
		Bradley (T)	23	Wauwatosa (C)	557
<b>JEFFERSON</b>	569	Merrill (C)	145	West Allis (C)	729
Ft. Atkinson (C)	120	Merrill (T)	15	West Milwaukee (V)	41
Ixonia (T)	16	Tomahawk (C)	68	Whitefish Bay (V)	79
Jefferson (C)	55	Balance of County	63	Balance of County	13
Koshkonong (T)	16				
Lake Mills (C)	31	<b>MANITOWOC</b>	818	<b>MONROE</b>	376
Oakland (T)	19	Kiel (C) (Pt.)	19	Sparta (C)	86
Waterloo (C)	20	Manitowoc (C)	491	Sparta (T)	44
Watertown (C) (Pt.)	97	Manitowoc Rapids (T)	21	Tomah (C)	116
Whitewater (C) (Pt.)	2	Two Rivers (C)	114	Balance of County	130
Balance of County	193	Balance of County	173		
				<b>OCONTO</b>	347
<b>JUNEAU</b>	275	<b>MARATHON</b>	974	Little Suamico (T)	14
Mauston (C)	47	Kronenwetter (T)	27	Oconto (C)	63
Balance of County	228	Marshfield (C) (Pt.)	5	Oconto Falls (C)	62
		Mosinee (C)	41	Balance of County	208
<b>KENOSHA</b>	1,228	Rib Mountain (T)	30		
Bristol (T)	38	Rothschild (V)	30	<b>ONEIDA</b>	360
Kenosha (C)	857	Wausau (C)	452	Minocqua (T)	38
Paddock Lake (V)	9	Weston (V)	73	Newbold (T)	16
Pleasant Prairie (V)	111	Balance of County	316	Pelican (T)	22
Randall (T)	19			Pine Lake (T)	13
Salem (T)	49	<b>MARINETTE</b>	530	Rhineland (C)	138
Somers (T)	34	Marinette (C)	179	Balance of County	133
Twin Lakes (V)	48	Peshtigo (C)	90		

## Deaths and Death Rates

<b>OUTAGAMIE</b>	1,083	<b>RACINE</b>	1,605	Reedsburg (C)	82
Appleton (C) (Pt.)	425	Burlington (C) (Pt.)	121	Sauk City (V)	56
Buchanan (T)	28	Burlington (T)	45	Balance of County	256
Center (T)	10	Caledonia (T)	129	<b>SAWYER</b>	212
Ellington (T)	9	Dover (T)	34	Hayward (T)	50
Freedom (T)	11	Mt. Pleasant (T)	195	Balance of County	162
Grand Chute (T)	144	Norway (T)	36	<b>SHAWANO</b>	431
Greenville (T)	25	Racine (C)	800	Shawano (C)	142
Kaukauna (C)	131	Raymond (T)	22	Wescott (T)	29
Kimberly (V)	43	Sturtevant (V)	29	Balance of County	260
Little Chute (V)	60	Union Grove (V)	84	<b>SHEBOYGAN</b>	1,008
New London (C)	5	Waterford (T)	37	Greenbush (T)	4
Oneida (T)	20	Waterford (V)	29	Howards Grove (V)	18
Seymour (C)	55	Yorkville (T)	17	Lima (T)	16
Balance of County	117	Balance of County	27	Oostburg (V)	13
<b>OZAUKEE</b>	615	<b>RICHLAND</b>	182	Plymouth (C)	74
Cedarburg (C)	154	Richland Center (C)	66	Plymouth (T)	44
Cedarburg (T)	19	Balance of County	116	Sheboygan (C)	577
Fredonia (T)	10	<b>ROCK</b>	1,336	Sheboygan (T)	15
Grafton (T)	26	Beloit (C)	374	Sheboygan Falls (C)	92
Grafton (V)	66	Beloit (T)	41	Wilson (T)	11
Mequon (C)	158	Edgerton (C) (Pt.)	58	Balance of County	144
Port Washington (C)	92	Evansville (C)	35	<b>TAYLOR</b>	192
Saukville (V)	18	Fulton (T)	19	Medford (C)	76
Thiensville (V)	28	Janesville (C)	590	Balance of County	116
Balance of County	44	Janesville (T)	17	<b>TREMPEALEAU</b>	321
<b>PEPIN</b>	70	Milton (C)	30	<b>VERNON</b>	335
<b>PIERCE</b>	208	Milton (T)	20	Viroqua (C)	84
Ellsworth (V)	39	Rock (T)	27	Balance of County	251
Prescott (C)	26	Balance of County	125	<b>VILAS</b>	264
River Falls (C) (Pt.)	34	<b>RUSK</b>	212	Arbor Vitae (T)	40
Balance of County	109	Ladysmith (C)	91	Lac du Flambeau (T)	34
<b>POLK</b>	396	Balance of County	121	Lincoln (T)	19
Alden (T)	7	<b>ST. CROIX</b>	424	Balance of County	171
Amery (C)	81	Baldwin (V)	36	<b>WALWORTH</b>	787
Balance of County	308	Hudson (C)	85	Bloomfield (T)	40
<b>PORTAGE</b>	452	Hudson (T)	13	Burlington (C) (Pt.)	2
Hull (T)	21	New Richmond (C)	87	Delavan (C)	81
Plover (V)	59	North Hudson (V)	9	Delavan (T)	32
Stevens Point (C)	183	River Falls (C) (Pt.)	53	East Troy (T)	20
Stockton (T)	22	Somerset (T)	7	East Troy (V)	35
Balance of County	167	St. Joseph (T)	12	Elkhorn (C)	70
<b>PRICE</b>	191	Star Prairie (T)	4	Geneva (T)	77
Park Falls (C)	62	Troy (T)	5	Lake Geneva (C)	70
Balance of County	129	Balance of County	113	Lyons (T)	21
<b>SAUK</b>	545	<b>SAUK</b>	545	Mukwonago (V) (Pt.)	1
Baraboo (C)	122	Baraboo (C)	122		
Prairie du Sac (V)	29	Prairie du Sac (V)	29		

## Deaths and Death Rates

---

Sugar Creek (T)	32	Delafield (C)	30	Mukwa (T)	9
Whitewater (C) (Pt.)	100	Delafield (T)	28	New London (C) (Pt.)	76
Balance of County	206	Elm Grove (V)	58	Waupaca (C)	121
		Genesee (T)	17	Balance of County	255
<b>WASHBURN</b>	187	Hartland (V)	42		
Spooner (C)	67	Lisbon (T)	35	<b>WAUSHARA</b>	282
Balance of County	120	Menomonee Falls (V)	302		
		Merton (T)	18	<b>WINNEBAGO</b>	1,270
<b>WASHINGTON</b>	827	Mukwonago (T)	14	Algoma (T)	9
Addison (T)	19	Mukwonago (V) (Pt.)	58	Appleton (C) (Pt.)	36
Barton (T)	11	Muskego (C)	150	Clayton (T)	8
Erin (T)	15	New Berlin (C)	281	Menasha (C) (Pt.)	109
Farmington (T)	17	Oconomowoc (C)	169	Menasha (T)	125
Germantown (V)	115	Oconomowoc (T)	37	Neenah (C)	199
Hartford (C)	88	Ottawa (T)	12	Neenah (T)	11
Hartford (T)	21	Pewaukee (C)	1	Omro (C)	54
Jackson (T)	16	Pewaukee (V)	85	Oshkosh (C)	601
Jackson (V)	24	Summit (T)	26	Oshkosh (T)	14
Kewaskum (V)	23	Sussex (V)	68	Balance of County	104
Polk (T)	15	Vernon (T)	13		
Richfield (T)	58	Wales (V)	7	<b>WOOD</b>	663
Slinger (V)	29	Waukesha (C)	538	Grand Rapids (T)	35
Trenton (T)	21	Waukesha (T)	15	Marshfield (C) (Pt.)	193
West Bend (C)	248	Balance of County	239	Nekoosa (C)	16
West Bend (T)	81			Saratoga (T)	30
Balance of County	26	<b>WAUPACA</b>	684	Wisc. Rapids (C)	225
		Clintonville (C)	79	Balance of County	164
<b>WAUKESHA</b>	2,665	Dayton (T)	13		
Brookfield (C)	407	Farmington (T)	131		
Brookfield (T)	15				

---

Source: Bureau of Health Information, Division of Health Care Financing, Department of Health and Family Services.

Note: Minor civil divisions are City (C), Village (V), Township (T). Places located in more than one county are indicated by (Pt.) (an abbreviation of "Part").

## Deaths and Death Rates

**Table 6. Deaths by County of Residence and County of Occurrence, Wisconsin 2001**

	Residence	Occurrence		Residence	Occurrence
<b>State Total</b>	<b>46,537</b>	<b>46,485</b>			
Adams	249	160	Marathon	974	1,006
Ashland	201	241	Marinette	530	587
Barron	475	450	Marquette	180	91
Bayfield	165	84	Menominee	40	13
Brown	1,598	1,887	Milwaukee	8,855	9,755
Buffalo	131	81	Monroe	376	347
Burnett	195	155	Oconto	347	265
Calumet	242	184	Oneida	360	436
Chippewa	521	478	Outagamie	1,083	1,246
Clark	300	187	Ozaukee	615	556
Columbia	551	545	Pepin	70	60
Crawford	175	157	Pierce	208	120
Dane	2,663	3,279	Polk	396	343
Dodge	855	839	Portage	452	415
Door	316	299	Price	191	175
Douglas	410	317	Racine	1,605	1,506
Dunn	258	207	Richland	182	168
Eau Claire	736	935	Rock	1,336	1,281
Florence	53	47	Rusk	212	171
Fond du Lac	940	936	St. Croix	424	404
Forest	104	65	Sauk	545	532
Grant	525	432	Sawyer	212	178
Green	318	320	Shawano	431	394
Green Lake	227	230	Sheboygan	1,008	978
Iowa	213	194	Taylor	192	143
Iron	86	58	Trempealeau	321	254
Jackson	204	169	Vernon	335	304
Jefferson	569	441	Vilas	264	182
Juneau	275	201	Walworth	787	685
Kenosha	1,228	1,106	Washburn	187	184
Kewaunee	203	119	Washington	827	675
La Crosse	950	1,251	Waukesha	2,665	2,556
Lafayette	122	74	Waupaca	684	572
Langlade	238	213	Waushara	282	186
Lincoln	314	272	Winnebago	1,270	1,287
Manitowoc	818	714	Wood	663	1,103

Source: Bureau of Health Information, Division of Health Care Financing, Department of Health and Family Services.

Note: The "residence" column indicates the number of deaths among residents of the county, regardless of where the person died. The "occurrence" column indicates the number of deaths that occurred in that county, regardless of where the person resided. Statewide totals for the two columns differ because some Wisconsin resident deaths occur outside the state, and some deaths of non-residents occur within the state.



**Table 7. Deaths by Disposition of Body, Wisconsin 1992-2001**

Disposition of Body	Years									
	1992	1993	1994	1995	1996	1997	1998	1999	2000	2001
<b>TOTAL DEATHS</b>	<b>42,179</b>	<b>44,467</b>	<b>44,420</b>	<b>45,037</b>	<b>45,109</b>	<b>44,860</b>	<b>45,890</b>	<b>46,571</b>	<b>46,405</b>	<b>46,537</b>
<b>PERCENT</b>	<b>100.0</b>	<b>100.0</b>	<b>100.0</b>	<b>100.0</b>	<b>100.0</b>	<b>100.0</b>	<b>100.0</b>	<b>100.0</b>	<b>100.0</b>	<b>100.0</b>
Burial	31,503	32,763	31,976	32,043	31,432	30,493	30,470	30,692	29,720	29,044
Percent	74.7	73.7	72.0	71.1	69.7	68.0	66.4	65.9	64.0	62.4
Cremation	6,943	7,678	8,240	8,725	9,447	10,007	10,889	11,526	12,483	13,160
Percent	16.5	17.3	18.6	19.4	20.9	22.3	23.7	24.7	26.9	28.3
Entombment	3,238	3,484	3,487	3,606	3,618	3,634	3,754	3,800	3,694	3,827
Percent	7.7	7.8	7.9	8.0	8.0	8.1	8.2	8.2	8.0	8.2
Donation	253	248	244	288	274	273	287	279	261	231
Percent	0.6	0.6	0.5	0.6	0.6	0.6	0.6	0.6	0.6	0.5
Unknown	242	294	473	375	338	453	490	274	247	275
Percent	0.6	0.7	1.1	0.8	0.7	1.0	1.1	0.6	0.5	0.6

Source: Bureau of Health Information, Division of Health Care Financing, Department of Health and Family Services.

Notes: Percents may not add to 100 due to rounding.

“Donation” means the body was donated for use in medical research and/or education.

- As a percent of total deaths, cremations increased by 12 percentage points over the past decade (from 16 percent to 28 percent). Conversely, burials decreased (from 75 percent to 62 percent).

**Table 8. Autopsies Performed by Age of Decedent, Wisconsin, Selected Years, 1980–2001**

Years	Total	Age			
		Under 1	1-44	45-64	65+
<b>1980</b>					
Autopsy	5,673	469	1,065	1,649	2,490
No Autopsy	35,010	290	1,742	5,590	27,388
Unknown	116	6	5	17	88
<b>Total Deaths</b>	<b>40,801</b>	<b>765</b>	<b>2,812</b>	<b>7,256</b>	<b>29,966</b>
<b>Percent with Autopsy</b>	<b>14%</b>	<b>61%</b>	<b>38%</b>	<b>23%</b>	<b>8%</b>
<b>1985</b>					
Autopsy	4,351	359	898	1,159	1,935
No Autopsy	37,013	312	1,614	5,393	29,694
Unknown	70	3	7	15	45
<b>Total Deaths</b>	<b>41,434</b>	<b>674</b>	<b>2,519</b>	<b>6,567</b>	<b>31,674</b>
<b>Percent with Autopsy</b>	<b>10%</b>	<b>54%</b>	<b>36%</b>	<b>18%</b>	<b>6%</b>
<b>1990</b>					
Autopsy	4,451	343	1,297	1,107	1,704
No Autopsy	38,062	264	1,471	5,020	31,307
Unknown	142	6	9	25	102
<b>Total Deaths</b>	<b>42,655</b>	<b>613</b>	<b>2,777</b>	<b>6,152</b>	<b>33,113</b>
<b>Percent with Autopsy</b>	<b>10%</b>	<b>56%</b>	<b>47%</b>	<b>18%</b>	<b>5%</b>
<b>1995</b>					
Autopsy	3,929	232	1,253	1,080	1,364
No Autopsy	41,034	259	1,563	4,931	34,281
Unknown	74	2	5	19	48
<b>Total Deaths</b>	<b>45,037</b>	<b>493</b>	<b>2,821</b>	<b>6,030</b>	<b>35,693</b>
<b>Percent with Autopsy</b>	<b>9%</b>	<b>47%</b>	<b>44%</b>	<b>18%</b>	<b>4%</b>
<b>2000</b>					
Autopsy	3,582	183	1,240	1,139	1,020
No Autopsy	42,607	273	1,508	5,306	35,520
Unknown	215	1	20	37	157
<b>Total Deaths</b>	<b>46,405</b>	<b>457</b>	<b>2,768</b>	<b>6,482</b>	<b>36,697</b>
<b>Percent with Autopsy</b>	<b>8%</b>	<b>40%</b>	<b>45%</b>	<b>18%</b>	<b>3%</b>
<b>2001</b>					
Autopsy	3,348	167	1,176	1,134	871
No Autopsy	42,986	323	1,504	5,529	35,630
Unknown	203	1	15	47	140
<b>Total Deaths</b>	<b>46,537</b>	<b>491</b>	<b>2,695</b>	<b>6,710</b>	<b>36,641</b>
<b>Percent with Autopsy</b>	<b>7%</b>	<b>34%</b>	<b>44%</b>	<b>17%</b>	<b>2%</b>

Source: Bureau of Health Information, Division of Health Care Financing, Department of Health and Family Services.

Notes: There were two deaths in 1980 and one death in 2000 for which age was unknown. These deaths are included in the total.

- In 2001, an autopsy was performed in just 7 percent of deaths, compared with 14 percent in 1980.
- The percentage of deaths with an autopsy decreased in most age groups from 1980 to 2001.

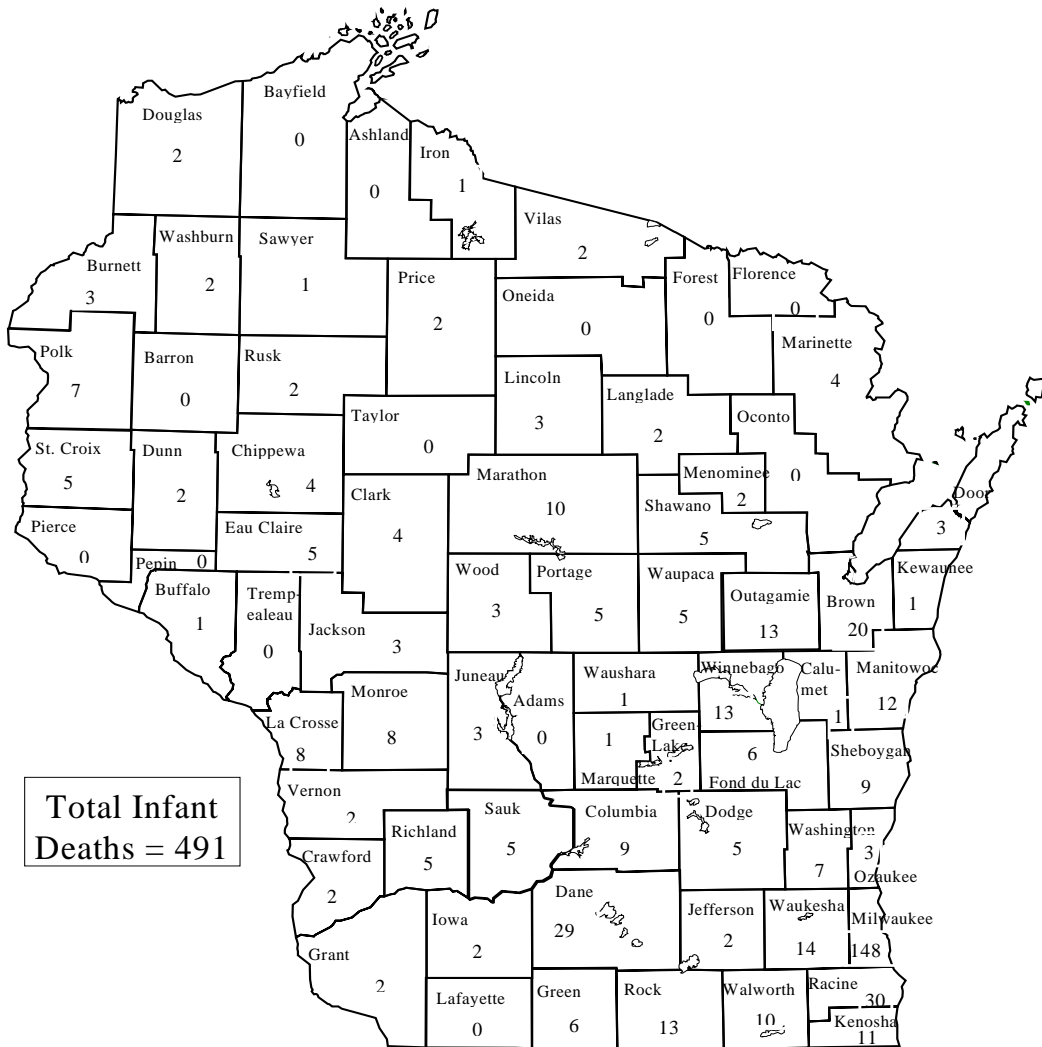
**Table 9. Deaths by Injury at Work by Age, Sex, Race and Hispanic Origin, Wisconsin, 2001**

	Age							
	Less than 15	15 and over	15-24	25-34	35-44	45-54	55-64	65 and over
<b>ALL RACES, Both Sexes</b>	---	<b>81</b>	<b>7</b>	<b>18</b>	<b>16</b>	<b>18</b>	<b>15</b>	<b>7</b>
<b>Male</b>	---	<b>78</b>	<b>7</b>	<b>18</b>	<b>15</b>	<b>17</b>	<b>15</b>	<b>6</b>
<b>Female</b>	---	<b>3</b>	---	---	<b>1</b>	<b>1</b>	---	<b>1</b>
White, Both Sexes	---	77	6	18	16	16	14	7
Male	---	74	6	18	15	15	14	6
Female	---	3	---	---	1	1	---	1
Black, Both Sexes	---	3	---	---	---	2	1	---
Male	---	3	---	---	---	2	1	---
Female	---	---	---	---	---	---	---	---
Other, Both Sexes	---	1	1	---	---	---	---	---
Male	---	1	1	---	---	---	---	---
Female	---	---	---	---	---	---	---	---
Hispanic Origin, Both Sexes	---	2	---	1	1	---	---	---
Male	---	2	---	1	1	---	---	---
Female	---	---	---	---	---	---	---	---

Notes: Categories “white” and “black” include people of Hispanic origin; people of Hispanic origin may be any race. This table indicates the number of death certificates that specified that an injury at work may have contributed to the death, either as the underlying cause of death or as a contributing factor.

- In 2001, a total of 81 deaths were reported on death certificates as due to injuries at work.
- Ninety-one percent of deaths due to injuries at work were to white males.

**Map 1. Number of Infant Deaths  
By County of Residence, Wisconsin 2001**

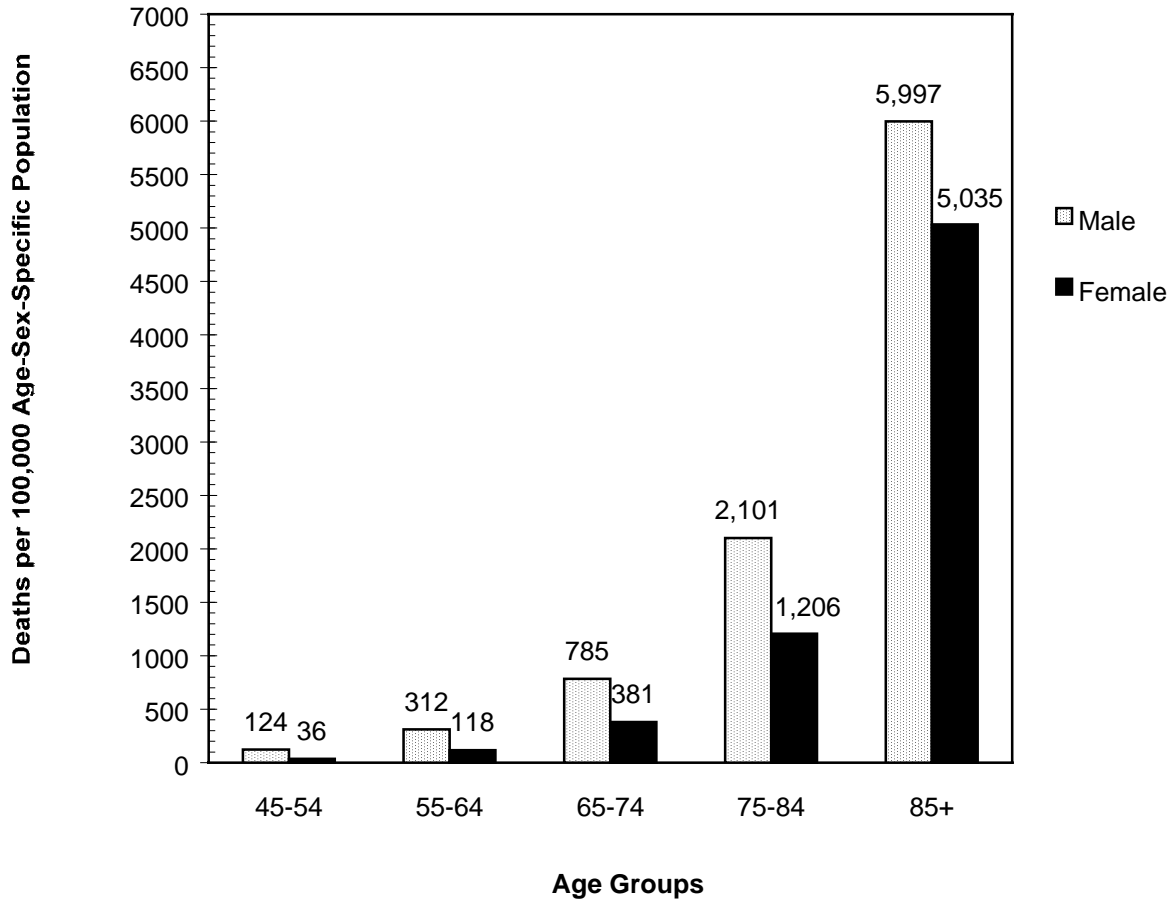


Source: Bureau of Health Information, Division of Health Care Financing, Department of Health and Family Services.

Note: Infant deaths are those that occur before one year of age.

- Milwaukee County accounted for 30 percent of all infant deaths statewide in 2001 (and 21 percent of all births).

Figure 1. Heart Disease Death Rates by Selected Age Groups and Sex, Wisconsin 2001

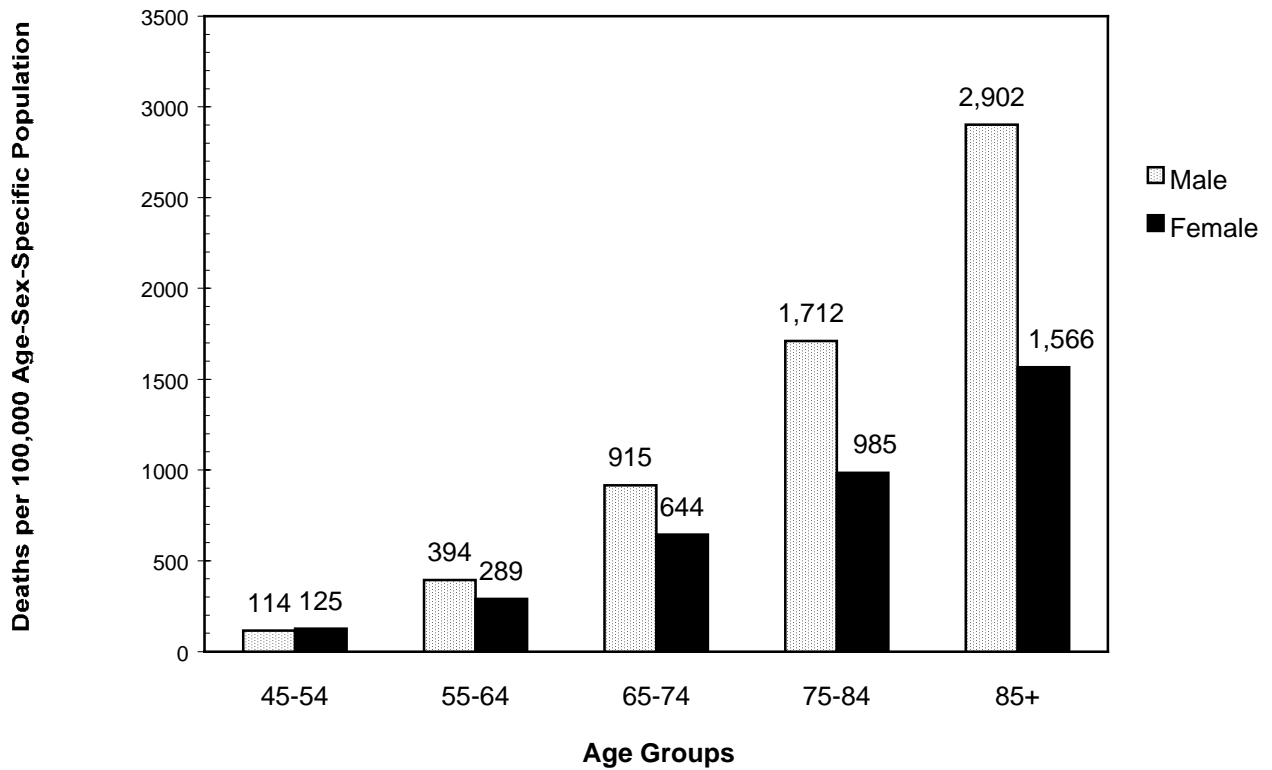


Source: Bureau of Health Information, Division of Health Care Financing, Department of Health and Family Services.

Note: The ICD-10 codes used for diseases of the heart are I00-I09, I11, I13, I20-I51.

- Death rates from diseases of the heart for males exceeded rates for females in all age groups.

Figure 2. Malignant Neoplasm (Cancer) Death Rates by Selected Age Groups and Sex, Wisconsin 2001

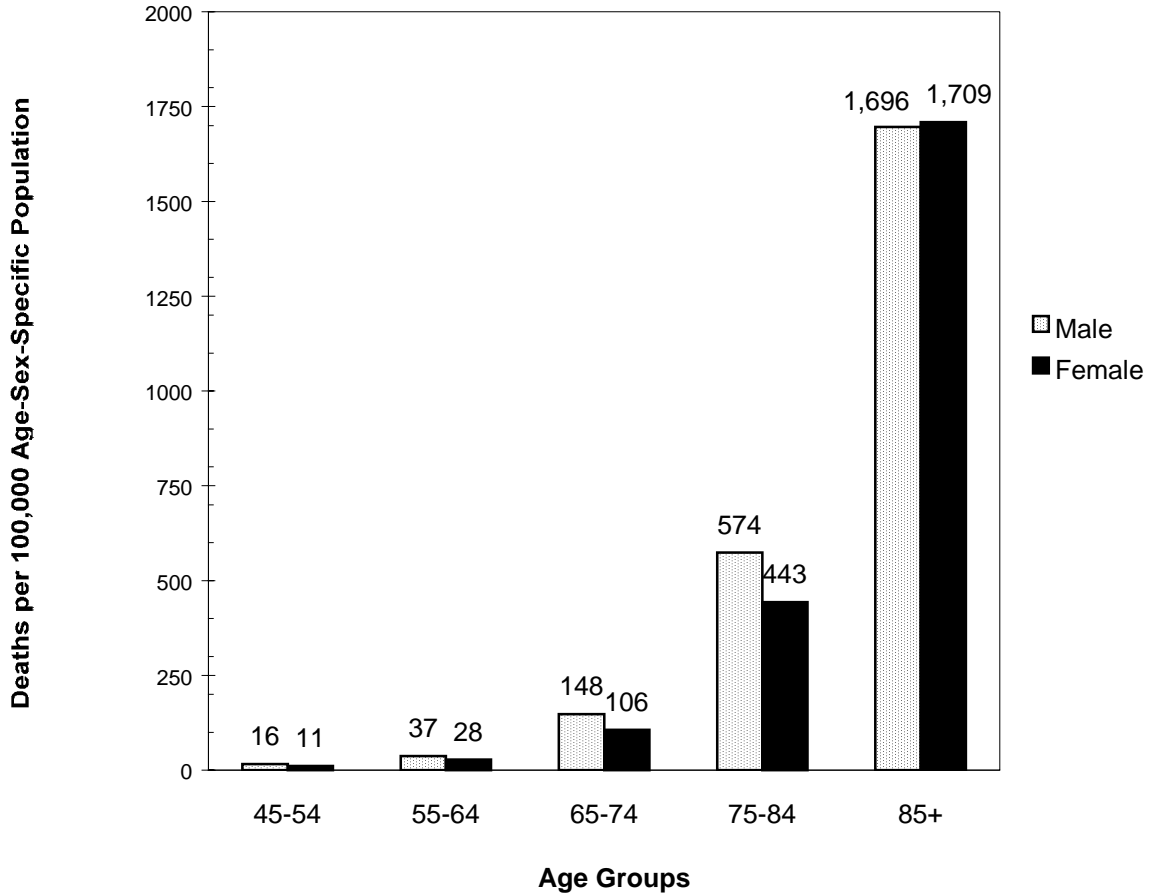


Source: Bureau of Health Information, Division of Health Care Financing, Department of Health and Family Services.

Note: The ICD-10 codes used for malignant neoplasms are C00-C97.

- Death rates from malignant neoplasms (cancer) for males exceeded rates for females in all age groups except ages 45-54.

Figure 3. Cerebrovascular Diseases (Stroke) Death Rates by Selected Age Groups and Sex, Wisconsin 2001



Source: Bureau of Health Information, Division of Health Care Financing, Department of Health and Family Services.

Note: The ICD-10 codes used for cerebrovascular diseases are I60-I69.

- Death rates from cerebrovascular diseases (stroke) for males exceeded rates for females in all age groups except age 85 and older.

## Cause of Death

**Table 10. Summary Categories of Cause of Death, Wisconsin 2001**

	Immediate Cause of Death	Underlying Cause of Death	All-Mention Cause of Death
<b>ALL CAUSES</b>	<b>46,537</b>	<b>46,537</b>	<b>93,917</b>
Tuberculosis	3	7	14
Human Immunodeficiency Virus (HIV)	23	73	76
Malignant Neoplasms	8,798	10,752	11,914
Diabetes Mellitus	154	1,334	4,277
Alzheimer's Disease	792	1,267	1,978
Diseases of the Heart	13,881	12,985	19,805
Primary Hypertension and Hypertensive Renal Disease	51	304	3,992
Cerebrovascular Diseases	3,246	3,652	5,597
Atherosclerosis	108	221	1,067
Other Diseases of Circulatory System	354	597	1,401
Influenza and Pneumonia	2,719	1,233	4,062
Chronic Lower Respiratory Diseases	1,247	2,367	4,575
Peptic Ulcer	23	77	193
Chronic Liver Disease and Cirrhosis	161	430	600
Nephritis, Nephrotic Syndrome and Nephrosis	1,391	792	3,867
Pregnancy, Childbirth and the Puerperium	4	4	4
Certain Conditions Originating in Perinatal Period	253	242	298
Congenital Malform./Deform./Chromosomal Abnorm.	82	204	299
Sudden Infant Death Syndrome	73	72	74
Symptoms/Signs/Abnormal Clinical/Lab Findings	1,969	204	3,995
Motor Vehicle Accidents	5	804	816
All Accidents (except motor vehicle)	15	1,309	2,721
Intentional Self-Harm (Suicide)	34	635	643
Assault (Homicide)	3	213	215
All Other External Causes	2	52	59
All Other Diseases	11,146	6,707	21,375

Source: Bureau of Health Information, Division of Health Care Financing, Department of Health and Family Services.

Notes: The immediate cause of death is the final disease or condition resulting in death. The underlying cause of death is the disease or injury that initiated events resulting in death. All-mention cause of death includes all conditions listed on the death record, including those in the chain of events leading to death and others contributing to the death. Thus, the all-mention cause of death column will always have a higher total than the total number of deaths.

For the ICD-10 codes used for each cause, see Technical Notes, page 81.

- The underlying cause is generally referred to as the “cause of death.” For example, 10,752 Wisconsin residents died in 2001 due to malignant neoplasms (underlying cause). For only 8,798 residents, a malignant neoplasm was indicated as the final disease or condition that caused the person to die (immediate cause). For 11,914 residents, a malignant neoplasm contributed to death (all-mention cause).



## Cause of Death

**Table 11. Leading Underlying Causes of Death by Age, Wisconsin 2000 and 2001**

2000	Number	Rate	2001	Number	Rate
<b>TOTAL, ALL AGES</b>	<b>46,405</b>	<b>865.2</b>	<b>TOTAL, ALL AGES</b>	<b>46,537</b>	<b>858.6</b>
Diseases of the Heart	13,611	253.8	Diseases of the Heart	12,985	239.6
Malignant Neoplasms	10,620	198.0	Malignant Neoplasms	10,752	198.4
Cerebrovascular Diseases	3,580	66.7	Cerebrovascular Diseases	3,652	67.4
Chronic Lower Respiratory Dis.	2,309	43.0	Chronic Lower Respiratory Dis.	2,367	43.7
Accidents (ex. med./surg. comp.)	2,154	40.2	Accidents (ex. med./surg. comp.)	2,074	38.3
Diabetes Mellitus	1,315	24.5	Diabetes Mellitus	1,334	24.6
Influenza and Pneumonia	1,214	22.6	Alzheimer's Disease	1,267	23.4
Alzheimer's Disease	1,185	22.1	Influenza and Pneumonia	1,233	22.7
Nephritis/Nephrotic Syn./Nephrosis	759	14.2	Nephritis/Nephrotic Syn./Nephrosis	792	14.6
Intentional Self-Harm (Suicide)	588	11.0	Intentional Self-Harm (Suicide)	635	11.7
Chronic Liver Dis. and Cirrhosis	441	8.2	Chronic Liver Dis. and Cirrhosis	430	7.9
<b>LESS THAN 1 YEAR</b>	<b>457</b>	<b>677.3</b>	<b>LESS THAN 1 YEAR</b>	<b>491</b>	<b>711.5</b>
Congenital Malformations, etc.	98	145.2	Dis. Rel. Short Gest./Low Brthwgt.	91	131.9
Dis. Rel. Short Gest./Low Brthwgt.	86	127.5	Congenital Malformations, etc.	88	127.5
Sudden Infant Death Syndrome	61	90.4	Sudden Infant Death Syndrome	72	104.3
Newborn Affect. Comp. Placenta	22	32.6	Newborn Affect. Comp. Placenta	23	33.3
Newborn Affect. by Comp. Preg.	19		Respiratory Distress of Newborn	22	31.9
Accidents (ex. med./surg. comp.)	17		Newborn Affect. by Comp. Preg.	21	30.4
Intrauterine Hypox./Birth Asphyxia	12		Accidents (ex. med./surg. comp.)	21	30.4
Diseases of the Circulatory System	11		Bacterial Sepsis of Newborn	19	
Respiratory Distress of Newborn	10		Diseases of the Circulatory System	10	
Atelectasis	8		Intrauterine Hypox./Birth Asphyxia	10	
<b>1-14 YEARS</b>	<b>214</b>	<b>20.2</b>	<b>1-14 YEARS</b>	<b>213</b>	<b>19.9</b>
Accidents (ex. med./surg. comp.)	77	7.3	Accidents (ex. med./surg. comp.)	62	5.8
Malignant Neoplasms	22	2.1	Malignant Neoplasms	31	2.9
Assault (Homicide)	12		Congenital Malformations, etc.	22	2.1
Diseases of the Heart	10		Assault (Homicide)	10	
Intentional Self-Harm (Suicide)	10		Diseases of the Heart	9	
Congenital Malformations, etc.	9		Intentional Self-Harm (Suicide)	9	
Septicemia	8		In Situ/Benign/Uncer. Neoplasms	4	
In Situ/Benign/Uncer. Neoplasms	4		Chronic Lower Respiratory Dis.	3	
Influenza and Pneumonia	4		Septicemia	2	
Chronic Lower Respiratory Dis.	4		Influenza and Pneumonia	2	
<b>15-24 YEARS</b>	<b>563</b>	<b>73.6</b>	<b>15-24 YEARS</b>	<b>577</b>	<b>74.7</b>
Accidents (ex. med./surg. comp.)	279	36.5	Accidents (ex. med./surg. comp.)	248	32.1
Intentional Self-Harm (Suicide)	99	12.9	Intentional Self-Harm (Suicide)	91	11.8
Assault (Homicide)	63	8.2	Assault (Homicide)	84	10.9
Malignant Neoplasms	29	3.8	Malignant Neoplasms	39	5.0
Diseases of the Heart	11		Congenital Malformations, etc.	13	
Congenital Malformations, etc.	9		Diseases of the Heart	11	
Chronic Lower Respiratory Dis.	5		In Situ/Benign/Uncer. Neoplasms	4	
Diabetes Mellitus	4		Influenza and Pneumonia	4	
Nephritis/Nephrotic Syn./Nephrosis	4		Chronic Lower Respiratory Dis.	4	
Influenza and Pneumonia	3		Diabetes Mellitus	3	

(continued)

## Cause of Death

**Table 11. Leading Underlying Causes of Death by Age, Wisconsin 2000 and 2001**

<b>25-44 YEARS</b>	<b>1,991</b>	<b>125.9</b>	<b>25-44 YEARS</b>	<b>1,905</b>	<b>119.2</b>
Accidents (ex. med./surg. comp.)	439	27.8	Accidents (ex. med./surg. comp.)	461	28.8
Malignant Neoplasms	389	24.6	Malignant Neoplasms	343	21.5
Diseases of the Heart	268	17.0	Intentional Self-Harm (Suicide)	254	15.9
Intentional Self-Harm (Suicide)	245	15.5	Diseases of the Heart	241	15.1
Assault (Homicide)	63	4.0	Assault (Homicide)	78	4.9
Chronic Liver Dis. and Cirrhosis	55	3.5	Chronic Liver Dis. and Cirrhosis	51	3.2
Cerebrovascular Diseases	51	3.2	Cerebrovascular Diseases	41	2.6
Human Immunodeficiency Virus	45	2.8	Human Immunodeficiency Virus	40	2.5
Diabetes Mellitus	43	2.7	Diabetes Mellitus	30	1.9
Congenital Malformations, etc.	23	1.5	Influenza and Pneumonia	20	1.3
<b>45-64 YEARS</b>	<b>6,482</b>	<b>544.7</b>	<b>45-64 YEARS</b>	<b>6,710</b>	<b>558.0</b>
Malignant Neoplasms	2,377	199.7	Malignant Neoplasms	2,457	204.3
Diseases of the Heart	1,604	134.8	Diseases of the Heart	1,577	131.1
Accidents (ex. med./surg. comp.)	388	32.6	Accidents (ex. med./surg. comp.)	380	31.6
Cerebrovascular Diseases	261	21.9	Cerebrovascular Diseases	249	20.7
Diabetes Mellitus	197	16.6	Diabetes Mellitus	225	18.7
Chronic Lower Respiratory Dis.	191	16.0	Chronic Lower Respiratory Dis.	215	17.9
Chronic Liver Dis. and Cirrhosis	179	15.0	Chronic Liver Dis. and Cirrhosis	183	15.2
Intentional Self-Harm (Suicide)	145	12.2	Intentional Self-Harm (Suicide)	177	14.7
Nephritis/Nephrotic Syn./Nephrosis	68	5.7	Nephritis/Nephrotic Syn./Nephrosis	62	5.2
Influenza and Pneumonia	62	5.2	Influenza and Pneumonia	53	4.4
<b>65-74 YEARS</b>	<b>8,084</b>	<b>2,275.2</b>	<b>65-74 YEARS</b>	<b>7,796</b>	<b>2,171.2</b>
Malignant Neoplasms	2,801	788.3	Malignant Neoplasms	2,762	769.2
Diseases of the Heart	2,130	599.5	Diseases of the Heart	2,039	567.9
Chronic Lower Respiratory Dis.	601	169.1	Chronic Lower Respiratory Dis.	530	147.6
Cerebrovascular Diseases	449	126.4	Cerebrovascular Diseases	451	125.6
Diabetes Mellitus	295	83.0	Diabetes Mellitus	280	78.0
Accidents (ex. med./surg. comp.)	189	53.2	Accidents (ex. med./surg. comp.)	164	45.7
Nephritis/Nephrotic Syn./Nephrosis	142	40.0	Nephritis/Nephrotic Syn./Nephrosis	114	31.7
Influenza and Pneumonia	118	33.2	Chronic Liver Dis. and Cirrhosis	107	29.8
Chronic Liver Dis. and Cirrhosis	107	30.1	Influenza and Pneumonia	106	29.5
Aortic Aneurysm and Dissection	87	24.5	Aortic Aneurysm and Dissection	83	23.1
<b>75-84 YEARS</b>	<b>13,675</b>	<b>5,434.8</b>	<b>75-84 YEARS</b>	<b>13,709</b>	<b>5,391.5</b>
Diseases of the Heart	4,232	1,681.9	Diseases of the Heart	3,970	1,561.3
Malignant Neoplasms	3,221	1,280.1	Malignant Neoplasms	3,238	1,273.4
Cerebrovascular Diseases	1,193	474.1	Cerebrovascular Diseases	1,258	494.7
Chronic Lower Respiratory Dis.	910	361.7	Chronic Lower Respiratory Dis.	975	383.5
Diabetes Mellitus	434	172.5	Diabetes Mellitus	443	174.2
Alzheimer's Disease	371	147.4	Alzheimer's Disease	388	152.6
Influenza and Pneumonia	326	129.6	Influenza and Pneumonia	338	132.9
Accidents (ex. med./surg. comp.)	324	128.8	Accidents (ex. med./surg. comp.)	311	122.3
Nephritis/Nephrotic Syn./Nephrosis	250	99.4	Nephritis/Nephrotic Syn./Nephrosis	264	103.8
Aortic Aneurysm and Dissection	154	61.2	Parkinson's Disease	205	80.6

(continued)

**Table 11. Leading Underlying Causes of Death by Age, Wisconsin 2000 and 2001**

<b>2000</b>	<b>Number</b>	<b>Rate</b>	<b>2001</b>	<b>Number</b>	<b>Rate</b>
<b>85 YEARS AND OVER</b>	14,938	15,621.4	<b>85 YEARS AND OVER</b>	15,136	15,663.9
Diseases of the Heart	5,349	5,593.7	Diseases of the Heart	5,130	5,308.9
Malignant Neoplasms	1,780	1,861.4	Malignant Neoplasms	1,881	1,946.6
Cerebrovascular Diseases	1,619	1,693.1	Cerebrovascular Diseases	1,648	1,705.5
Alzheimer's Disease	725	758.2	Alzheimer's Disease	802	830.0
Influenza and Pneumonia	673	703.8	Influenza and Pneumonia	703	727.5
Chronic Lower Respiratory Dis.	581	607.6	Chronic Lower Respiratory Dis.	630	652.0
Accidents (ex. med./surg. comp.)	441	461.2	Accidents (ex. med./surg. comp.)	427	441.9
Diabetes Mellitus	342	357.6	Diabetes Mellitus	353	365.3
Nephritis/Nephrotic Syn./Nephrosis	280	292.8	Nephritis/Nephrotic Syn./Nephrosis	337	348.8
Septicemia	173	180.9	Pneumonitis Due to Solids/Liquids	152	157.3

Source: Bureau of Health Information, Division of Health Care Financing, Department of Health and Family Services. For the population counts used to calculate 2000 rates, see Technical Notes, page 86. For the population estimates used to calculate 2001 rates, see Technical Notes, page 85.

Notes: Age-specific rates are deaths per 100,000 population in that age group. A rate is not calculated when there were fewer than 20 deaths. Underlying cause of death is the disease or injury that initiated events resulting in death.

The total for 2000 includes one record where age was unknown. The total for 2001 includes one record where sex was unknown.

For the ICD-10 codes used for the cause-of-death groupings, see Technical Notes, page 78 and page 79 (infants only).

Conditions abbreviated in this table are spelled out in full in the Technical Notes.

- As in 2000, the three leading causes of death in 2001 were diseases of the heart, malignant neoplasms (cancer) and cerebrovascular diseases (stroke). These three causes of death accounted for 59 percent of total deaths among Wisconsin residents.
- Although diseases of the heart constituted the leading cause of death overall, within specific age groups this category was the leading cause only among persons 75-84 years and 85 years and over.
- Accidents were the leading cause of death for age groups 1-14, 15-24, and 25-44.

## Cause of Death

**Table 12. Leading Underlying Causes of Death for Males by Age, Wisconsin 2000 and 2001**

2000	Number	Rate	2001	Number	Rate
<b>TOTAL, ALL AGES</b>	<b>22,483</b>	<b>848.7</b>	<b>TOTAL, ALL AGES</b>	<b>22,724</b>	<b>848.9</b>
Diseases of the Heart	6,598	249.1	Diseases of the Heart	6,435	240.4
Malignant Neoplasms	5,522	208.5	Malignant Neoplasms	5,578	208.4
Cerebrovascular Diseases	1,381	52.1	Cerebrovascular Diseases	1,459	54.5
Accidents (ex. med./surg. comp.)	1,335	50.4	Accidents (ex. med./surg. comp.)	1,262	47.1
Chronic Lower Respiratory Dis.	1,145	43.2	Chronic Lower Respiratory Dis.	1,218	45.5
Diabetes Mellitus	610	23.0	Diabetes Mellitus	662	24.7
Influenza and Pneumonia	510	19.3	Intentional Self-Harm (Suicide)	519	19.4
Intentional Self-Harm (Suicide)	470	17.7	Influenza and Pneumonia	516	19.3
Nephritis/Nephrotic Syn./Nephrosis	371	14.0	Nephritis/Nephrotic Syn./Nephrosis	401	15.0
Alzheimer's Disease	318	12.0	Alzheimer's Disease	348	13.0
Chronic Liver Dis. and Cirrhosis	288	10.9	Chronic Liver Dis. and Cirrhosis	267	10.0
<b>LESS THAN 1 YEAR</b>	<b>261</b>	<b>752.5</b>	<b>LESS THAN 1 YEAR</b>	<b>253</b>	<b>721.8</b>
Dis. Rel. Short Gest./Low Brthwgt.	51	147.0	Congenital Malformations, etc.	48	136.9
Congenital Malformations, etc.	47	135.5	Dis. Rel. Short Gest./Low Brthwgt.	44	125.5
Sudden Infant Death Syndrome	35	100.9	Sudden Infant Death Syndrome	36	102.7
Newborn Affect. Comp. Placenta	15		Newborn Affect. Comp. Placenta	13	
Accidents (ex. med./surg. comp.)	10		Accidents (ex. med./surg. comp.)	13	
Newborn Affect. by Comp. Preg.	9		Newborn Affect. by Comp. Preg.	11	
Intrauterine Hypox./Birth Asphyxia	9		Respiratory Distress of Newborn	11	
Diseases of the Circulatory System	8		Bacterial Sepsis of Newborn	9	
Respiratory Distress of Newborn	6		Diseases of the Circulatory System	7	
Atelectasis	5		Atelectasis	5	
<b>1-14 YEARS</b>	<b>129</b>	<b>23.8</b>	<b>1-14 YEARS</b>	<b>118</b>	<b>21.6</b>
Accidents (ex. med./surg. comp.)	53	9.8	Accidents (ex. med./surg. comp.)	38	6.9
Malignant Neoplasms	13		Malignant Neoplasms	14	
Septicemia	7		Congenital Malformations, etc.	10	
Intentional Self-Harm (Suicide)	7		Assault (Homicide)	7	
Diseases of the Heart	5		Intentional Self-Harm (Suicide)	6	
Congenital Malformations, etc.	4		Diseases of the Heart	4	
Assault (Homicide)	4		Septicemia	1	
In Situ/Benign/Uncert. Neoplasms	2		In Situ/Benign/Uncert. Neoplasms	1	
Chronic Lower Respiratory Dis.	2		Anemias	1	
Nephritis/NephroticSynd/Nephrosis	2		Cerebrovascular Diseases	1	
<b>15-24 YEARS</b>	<b>434</b>	<b>111.0</b>	<b>15-24 YEARS</b>	<b>432</b>	<b>109.3</b>
Accidents (ex. med./surg. comp.)	216	55.2	Accidents (ex. med./surg. comp.)	184	46.5
Intentional Self-Harm (Suicide)	86	22.0	Intentional Self-Harm (Suicide)	78	19.7
Assault (Homicide)	54	13.8	Assault (Homicide)	71	18.0
Malignant Neoplasms	17		Malignant Neoplasms	24	6.1
Diseases of the Heart	6		Diseases of the Heart	8	
Congenital Malformations, etc.	6		Congenital Malformations, etc.	8	
Chronic Lower Respiratory Dis.	3		In Situ/Benign/Uncert. Neoplasms	2	
Nephritis/NephroticSynd/Nephrosis	3		Diabetes Mellitus	2	
Diabetes Mellitus	2		Influenza and Pneumonia	2	
Influenza and Pneumonia	2		Chronic Lower Respiratory Dis.	2	

(continued)

## Cause of Death

**Table 12. Leading Underlying Causes of Death for Males by Age, Wisconsin 2000 and 2001**

2000	Number	Rate	2001	Number	Rate
<b>25-44 YEARS</b>	<b>1,266</b>	<b>158.7</b>	<b>25-44 YEARS</b>	<b>1,276</b>	<b>158.3</b>
Accidents (ex. med./surg. comp.)	305	38.2	Accidents (ex. med./surg. comp.)	331	41.1
Intentional Self-Harm (Suicide)	200	25.1	Intentional Self-Harm (Suicide)	205	25.4
Diseases of the Heart	198	24.8	Malignant Neoplasms	176	21.8
Malignant Neoplasms	170	21.3	Diseases of the Heart	173	21.5
Assault (Homicide)	47	5.9	Assault (Homicide)	59	7.3
Human Immunodeficiency Virus	37	4.6	Human Immunodeficiency Virus	37	4.6
Chronic Liver Dis. and Cirrhosis	37	4.6	Chronic Liver Dis. and Cirrhosis	33	4.1
Diabetes Mellitus	23	2.9	Cerebrovascular Diseases	22	2.7
Cerebrovascular Diseases	21	2.6	Diabetes Mellitus	19	
Congenital Malformations, etc.	13		Congenital Malformations, etc.	13	
<b>45-64 YEARS</b>	<b>3,935</b>	<b>664.0</b>	<b>45-64 YEARS</b>	<b>4,136</b>	<b>690.6</b>
Malignant Neoplasms	1,219	205.7	Malignant Neoplasms	1,316	219.7
Diseases of the Heart	1,141	192.5	Diseases of the Heart	1,167	194.9
Accidents (ex. med./surg. comp.)	288	48.6	Accidents (ex. med./surg. comp.)	276	46.1
Cerebrovascular Diseases	146	24.6	Cerebrovascular Diseases	143	23.9
Chronic Liver Dis. and Cirrhosis	138	23.3	Intentional Self-Harm (Suicide)	140	23.4
Diabetes Mellitus	111	18.7	Diabetes Mellitus	132	22.0
Intentional Self-Harm (Suicide)	107	18.1	Chronic Liver Dis. and Cirrhosis	123	20.5
Chronic Lower Respiratory Dis.	98	16.5	Chronic Lower Respiratory Dis.	103	17.2
Nephritis/Nephrotic Syn./Nephrosis	45	7.6	Nephritis/Nephrotic Syn./Nephrosis	38	6.3
Aortic Aneurysm and Dissection	39	6.6	Septicemia	30	5.0
<b>65-74 YEARS</b>	<b>4,670</b>	<b>2,841.0</b>	<b>65-74 YEARS</b>	<b>4,504</b>	<b>2,711.3</b>
Malignant Neoplasms	1,592	968.5	Malignant Neoplasms	1,520	915.0
Diseases of the Heart	1,353	823.1	Diseases of the Heart	1,304	785.0
Chronic Lower Respiratory Dis.	304	184.9	Chronic Lower Respiratory Dis.	296	178.2
Cerebrovascular Diseases	250	152.1	Cerebrovascular Diseases	246	148.1
Diabetes Mellitus	149	90.6	Diabetes Mellitus	155	93.3
Accidents (ex. med./surg. comp.)	125	76.0	Accidents (ex. med./surg. comp.)	99	59.6
Nephritis/Nephrotic Syn./Nephrosis	79	48.1	Chronic Liver Dis. and Cirrhosis	68	40.9
Influenza and Pneumonia	64	38.9	Influenza and Pneumonia	67	40.3
Chronic Liver Dis. and Cirrhosis	62	37.7	Nephritis/Nephrotic Syn./Nephrosis	60	36.1
Aortic Aneurysm and Dissection	57	34.7	Aortic Aneurysm and Dissection	52	31.3
<b>75-84 YEARS</b>	<b>6,903</b>	<b>6,911.4</b>	<b>75-84 YEARS</b>	<b>6,954</b>	<b>6,889.2</b>
Diseases of the Heart	2,202	2,204.7	Diseases of the Heart	2,121	2,101.2
Malignant Neoplasms	1,737	1,739.1	Malignant Neoplasms	1,728	1,711.9
Cerebrovascular Diseases	527	527.6	Cerebrovascular Diseases	579	573.6
Chronic Lower Respiratory Dis.	480	480.6	Chronic Lower Respiratory Dis.	533	528.0
Diabetes Mellitus	212	212.3	Diabetes Mellitus	215	213.0
Accidents (ex. med./surg. comp.)	175	175.2	Influenza and Pneumonia	167	165.4
Influenza and Pneumonia	165	165.2	Accidents (ex. med./surg. comp.)	165	163.5
Nephritis/Nephrotic Syn./Nephrosis	129	129.2	Nephritis/Nephrotic Syn./Nephrosis	143	141.7
Alzheimer's Disease	128	128.2	Parkinson's Disease	135	133.7
Parkinson's Disease	97	97.1	Alzheimer's Disease	127	125.8

(continued)

## Cause of Death

**Table 12. Leading Underlying Causes of Death for Males by Age, Wisconsin 2000 and 2001**

2000	Number	Rate	2001	Number	Rate
85 YEARS AND OVER	4,884	17,922.3	85 YEARS AND OVER	5,051	18,347.3
Diseases of the Heart	1,689	6,197.9	Diseases of the Heart	1,651	5,997.1
Malignant Neoplasms	773	2,836.6	Malignant Neoplasms	799	2,902.3
Cerebrovascular Diseases	431	1,581.6	Cerebrovascular Diseases	467	1,696.3
Chronic Lower Respiratory Dis.	253	928.4	Chronic Lower Respiratory Dis.	280	1,017.1
Influenza and Pneumonia	226	829.3	Influenza and Pneumonia	246	893.6
Accidents (ex. med./surg. comp.)	163	598.1	Alzheimer's Disease	185	672.0
Alzheimer's Disease	150	550.4	Accidents (ex. med./surg. comp.)	156	566.7
Diabetes Mellitus	113	414.7	Nephritis/Nephrotic Syn./Nephrosis	150	544.9
Nephritis/Nephrotic Syn./Nephrosis	108	396.3	Diabetes Mellitus	139	504.9
Pneumonitis Due to Solids/Liquids	86	315.6	Pneumonitis Due to Solids/Liquids	68	247.0

Source: Bureau of Health Information, Division of Health Care Financing, Department of Health and Family Services. For the population counts used to calculate 2000 rates, see Technical Notes, page 86. For the population estimates used to calculate 2001 rates, see the Technical Notes, page 85.

Notes: Age-specific rates are deaths per 100,000 males in that age group. A rate is not calculated when there were fewer than 20 deaths.

The total for 2000 includes one record where age was unknown.

Underlying cause of death is the disease or injury that initiated events resulting in death.

For the ICD-10 codes used for the cause-of-death groupings, see Technical Notes, page 78 and page 79 (infants only).

Conditions abbreviated in this table are spelled out in full in the Technical Notes.

- Accidents were the leading cause of death among males ages 1-14, 15-24 and 25-44.
- Suicide was the second leading cause of death among males ages 15-24 and 25-44.
- Alzheimer's disease was the tenth leading cause of death among men ages 75-84, and the sixth leading cause among men age 85 and over.

**Cause of Death**

**Table 13. Leading Underlying Causes of Death for Females by Age, Wisconsin 2000 and 2001**

<b>2000</b>	<b>Number</b>	<b>Rate</b>	<b>2001</b>	<b>Number</b>	<b>Rate</b>
<b>TOTAL, ALL AGES</b>	<b>23,922</b>	<b>881.2</b>	<b>TOTAL, ALL AGES</b>	<b>23,812</b>	<b>868.0</b>
Diseases of the Heart	7,013	258.4	Diseases of the Heart	6,550	238.8
Malignant Neoplasms	5,098	187.8	Malignant Neoplasms	5,174	188.6
Cerebrovascular Diseases	2,199	81.0	Cerebrovascular Diseases	2,193	79.9
Chronic Lower Respiratory Dis.	1,164	42.9	Chronic Lower Respiratory Dis.	1,149	41.9
Alzheimer's Disease	867	31.9	Alzheimer's Disease	919	33.5
Accidents (ex. med./surg. comp.)	819	30.2	Accidents (ex. med./surg. comp.)	812	29.6
Diabetes Mellitus	705	26.0	Influenza and Pneumonia	717	26.1
Influenza and Pneumonia	704	25.9	Diabetes Mellitus	672	24.5
Nephritis/Nephrotic Syn./Nephrosis	388	14.3	Nephritis/Nephrotic Syn./Nephrosis	391	14.3
Septicemia	221	8.1	Septicemia	224	8.2
Hypertension/Hypertens. Renal Dis.	194	7.1	Hypertension/Hypertensive Renal Dis.	189	6.9
<b>LESS THAN 1 YEAR</b>	<b>196</b>	<b>597.8</b>	<b>LESS THAN 1 YEAR</b>	<b>237</b>	<b>697.9</b>
Congenital Malformations, etc.	51	155.5	Dis. Rel. Short Gest./Low Birthwgt.	47	138.4
Dis. Rel. Short Gest./Low Birthwgt.	35	106.7	Congenital Malformations, etc.	39	114.8
Sudden Infant Death Syndrome	26	79.3	Sudden Infant Death Syndrome	36	106.0
Newborn Affect. by Comp. Preg.	10		Respiratory Distress of Newborn	11	
Newborn Affect. Comp. Placenta	7		Newborn Affect. By Comp. Preg.	10	
Accidents (ex. med./surg. comp.)	7		Newborn Affect. Comp. Placenta	10	
Respiratory Distress of Newborn	4		Bacterial Sepsis of Newborn	10	
Neonatal Hemorrhage	4		Accidents (ex. med./surg. comp.)	8	
Diseases of the Circulatory System	3		Intrauterine Hypoxia/Birth Asphyxia	6	
Influenza and Pneumonia	3		Assault (Homicide)	4	
<b>1-14 YEARS</b>	<b>85</b>	<b>16.5</b>	<b>1-14 YEARS</b>	<b>95</b>	<b>18.3</b>
Accidents (ex. med./surg. comp.)	24	4.7	Accidents (ex. med./surg. comp.)	24	4.6
Malignant Neoplasms	9		Malignant Neoplasms	17	
Assault (Homicide)	8		Congenital Malformations, etc.	12	
Diseases of the Heart	5		Diseases of the Heart	5	
Congenital Malformations, etc.	5		In Situ/Benign/Uncert. Neoplasms	3	
Influenza and Pneumonia	3		Intentional Self-Harm (Suicide)	3	
Intentional Self-Harm (Suicide)	3		Assault (Homicide)	3	
In Situ/Benign/Uncert. Neoplasms	2		Influenza and Pneumonia	2	
Chronic Lower Respiratory Dis.	2		Chronic Lower Respiratory Dis.	2	
Septicemia	1		Septicemia	1	
<b>15-24 YEARS</b>	<b>129</b>	<b>34.6</b>	<b>15-24 YEARS</b>	<b>145</b>	<b>38.4</b>
Accidents (ex. med./surg. comp.)	63	16.9	Accidents (ex. med./surg. comp.)	64	17.0
Intentional Self-Harm (Suicide)	13		Malignant Neoplasms	15	
Malignant Neoplasms	12		Intentional Self-Harm (Suicide)	13	
Assault (Homicide)	9		Assault (Homicide)	13	
Diseases of the Heart	5		Congenital Malformations, etc.	5	
Congenital Malformations, etc.	3		Diseases of the Heart	3	
Anemias	2		In Situ/Benign/Uncert. Neoplasms	2	
Diabetes Mellitus	2		Cerebrovascular Diseases	2	
Chronic Lower Respiratory Dis.	2		Influenza and Pneumonia	2	
Nutritional Deficiencies	2		Chronic Lower Respiratory Dis.	2	

(continued)

## Cause of Death

**Table 13. Leading Underlying Causes of Death for Females by Age, Wisconsin 2000 and 2001**

2000	Number	Rate	2001	Number	Rate
<b>25-44 YEARS</b>	725	92.5	<b>25-44 YEARS</b>	629	79.4
Malignant Neoplasms	219	27.9	Malignant Neoplasms	167	21.1
Accidents (ex. med./surg. comp.)	134	17.1	Accidents (ex. med./surg. comp.)	130	16.4
Diseases of the Heart	70	9.1	Diseases of the Heart	68	8.6
Intentional Self-Harm (Suicide)	45	5.7	Intentional Self-Harm (Suicide)	49	6.2
Cerebrovascular Diseases	30	3.8	Cerebrovascular Diseases	19	
Diabetes Mellitus	20	2.6	Assault (Homicide)	19	
Chronic Liver Dis. and Cirrhosis	18		Chronic Liver Dis. and Cirrhosis	18	
Assault (Homicide)	16		Influenza and Pneumonia	13	
Chronic Lower Respiratory Dis.	11		Diabetes Mellitus	11	
Influenza and Pneumonia	10		Chronic Lower Respiratory Dis.	7	
<b>45-64 YEARS</b>	2,547	426.3	<b>45-64 YEARS</b>	2,574	426.4
Malignant Neoplasms	1,158	193.8	Malignant Neoplasms	1,141	189.0
Diseases of the Heart	463	77.5	Diseases of the Heart	410	67.9
Cerebrovascular Diseases	115	19.3	Chronic Lower Respiratory Dis.	112	18.6
Accidents (ex. med./surg. comp.)	100	16.7	Cerebrovascular Diseases	106	17.6
Chronic Lower Respiratory Dis.	93	15.6	Accidents (ex. med./surg. comp.)	104	17.2
Diabetes Mellitus	86	14.4	Diabetes Mellitus	93	15.4
Chronic Liver Dis. and Cirrhosis	41	6.9	Chronic Liver Dis. and Cirrhosis	60	9.9
Intentional Self-Harm (Suicide)	38	6.4	Intentional Self-Harm (Suicide)	37	6.1
Influenza and Pneumonia	25	4.2	Influenza and Pneumonia	30	5.0
Nephritis/Nephrotic Synd/Nephrosis	23	3.9	Nephritis/Nephrotic Synd/Nephrosis	24	4.0
<b>65-74 YEARS</b>	3,414	1,788.1	<b>65-74 YEARS</b>	3,292	1,706.1
Malignant Neoplasms	1,209	633.2	Malignant Neoplasms	1,242	643.7
Diseases of the Heart	777	407.0	Diseases of the Heart	735	380.9
Chronic Lower Respiratory Dis.	297	155.6	Chronic Lower Respiratory Dis.	234	121.3
Cerebrovascular Diseases	199	104.2	Cerebrovascular Diseases	205	106.2
Diabetes Mellitus	146	76.5	Diabetes Mellitus	125	64.8
Accidents (ex. med./surg. comp.)	64	33.5	Accidents (ex. med./surg. comp.)	65	33.7
Nephritis/Neprotic Syn./Nephrosis	63	33.0	Nephritis/Neprotic Syn./Nephrosis	54	28.0
Influenza and Pneumonia	54	28.3	Influenza and Pneumonia	39	20.2
Chronic Liver Dis. and Cirrhosis	45	23.6	Chronic Liver Dis. and Cirrhosis	39	20.2
Alzheimer's Disease	41	21.5	Aortic Aneurysm and Dissection	31	16.1
<b>75-84 YEARS</b>	6,772	4,462.8	<b>75-84 YEARS</b>	6,755	4,405.0
Diseases of the Heart	2,030	1,337.8	Diseases of the Heart	1,849	1,205.7
Malignant Neoplasms	1,484	978.0	Malignant Neoplasms	1,510	984.7
Cerebrovascular Diseases	666	438.9	Cerebrovascular Diseases	679	442.8
Chronic Lower Respiratory Dis.	430	283.4	Chronic Lower Respiratory Dis.	442	288.2
Alzheimer's Disease	243	160.1	Alzheimer's Disease	261	170.2
Diabetes Mellitus	222	146.3	Diabetes Mellitus	228	148.7
Influenza and Pneumonia	161	106.1	Influenza and Pneumonia	171	111.5
Accidents (ex. med./surg. comp.)	149	98.2	Accidents (ex. med./surg. comp.)	146	95.2
Nephritis/Nephrotic Syn./Nephrosis	121	79.7	Nephritis/Nephrotic Syn./Nephrosis	121	78.9
Aortic Aneurysm and Dissection	63	41.5	Septicemia	76	49.6

(continued)



## Cause of Death

**Table 13. Leading Underlying Causes of Death for Females by Age, Wisconsin 2000 and 2001**

2000	Number	Rate	2001	Number	Rate
85 YEARS AND OVER	10,054	14,704.4	85 YEARS AND OVER	10,085	14,594.8
Diseases of the Heart	3,660	5,352.9	Diseases of the Heart	3,479	5,034.7
Cerebrovascular Diseases	1,188	1,737.5	Cerebrovascular Diseases	1,181	1,709.1
Malignant Neoplasms	1,007	1,472.8	Malignant Neoplasms	1,082	1,565.8
Alzheimer's Disease	575	841.0	Alzheimer's Disease	617	892.9
Influenza and Pneumonia	447	653.8	Influenza and Pneumonia	457	661.4
Chronic Lower Respiratory Dis.	328	479.7	Chronic Lower Respiratory Dis.	350	506.5
Accidents (ex. med./surg. comp.)	278	406.6	Accidents (ex. med./surg. comp.)	271	392.2
Diabetes Mellitus	229	334.9	Diabetes Mellitus	214	309.7
Nephritis/Nephrotic Syn./Nephrosis	172	251.6	Nephritis/Nephrotic Syn./Nephrosis	187	270.6
Hypertension/Hypertens. Renal Dis.	111	162.3	Hypertension/Hypertensive Renal Dis.	110	159.2

Source: Bureau of Health Information, Division of Health Care Financing, Department of Health and Family Services. For the population counts used to calculate 2000 rates, see Technical Notes, page 86. For the population estimates used to calculate 2001 rates, see the Technical Notes, page 85.

Notes: Age-specific rates are deaths per 100,000 females in that age group. A rate is not calculated when there were fewer than 20 deaths.

Underlying cause of death is the disease or injury that initiated events resulting in death.

For the ICD-10 codes used for the cause-of-death groupings, see Technical Notes, page 78 and page 79 (infants only).

Conditions abbreviated in this table are spelled out in full in the Technical Notes.

- Diseases of the heart were the leading cause of death among the oldest groups of women (ages 75-84 and ages 85 and older). Malignant neoplasms (cancer) were the leading cause of death among women ages 25-74.
- Accidents were the leading cause of death among females ages 1-14 and 15-24.

## Cause of Death

**Table 14. Deaths by Underlying Cause of Death, Age and Sex, Wisconsin 2001**

	Total	All Ages		Under 1		1 - 4		5 - 9	
		Male	Female	Male	Female	Male	Female	Male	Female
<b>Age/Sex-Specific Death Rate</b>	858.6	848.9	868.0	721.8	697.9	36.0	27.4	15.8	13.4
<b>Total Deaths, All Causes</b>	46,537	22,724	23,812	253	237	51	37	31	25
Tuberculosis	7	5	2						
Human Immunodeficiency Virus	73	66	7						
Malignant Neoplasms	10,752	5,578	5,174	1		3	3	6	5
Stomach	218	128	90						
Colon, Rectum, Anus	1,126	581	545						
Pancreas	624	287	337						
Trachea, Bronchus and Lung	2,738	1,551	1,187						
Breast	827	8	819						
Cervix Uteri, Corpus Uteri, Ovary	466		466						
Prostate	628	628							
Urinary Tract	536	351	185						1
Non-Hodgkin's Lymphoma	438	246	192						
Leukemia	480	269	211			1	1	4	1
Other Malignant Neoplasms	2,671	1,529	1,142	1		2	2	2	3
Diabetes Mellitus	1,334	662	672						
Alzheimer's Disease	1,267	348	919						
Major Cardiovascular Diseases	17,759	8,407	9,352	7	2	3	4	1	1
Diseases of the Heart	12,985	6,435	6,550	7	1	3	4		1
Hyp. Heart Dis. w/wo Renal Dis.	436	160	276						
Ischemic Heart Disease	8,894	4,708	4,186				2		
Other Diseases of the Heart	3,655	1,567	2,088	7	1	3	2		1
Hypertension/Hypertens. Renal Dis.	304	115	189						
Cerebrovascular Diseases	3,652	1,459	2,193		1			1	
Atherosclerosis	221	87	134						
Other Dis. of Circulatory System	597	311	286						
Influenza and Pneumonia	1,233	516	717	4	3		1		1
Chronic Lower Respiratory Diseases	2,367	1,218	1,149					1	1
Peptic Ulcer	77	34	43						
Chronic Liver Disease & Cirrhosis	430	267	163						
Nephritis/Nephrotic Syn./Nephrosis	792	401	391	1	2	1			
Pregnancy, Childbirth & Puerperium	4		4						
Certain Cond. Orig. in Perinatal Per.	242	122	120	121	120				
Congenital Malformations, etc.	204	112	91	48	39	6	8	2	
Sudden Infant Death Syndrome	72	36	36	36	36				
Symptoms, Signs & Lab Findings	204	103	101	5	5	3	1	3	
All Other Diseases	6,707	2,855	3,852	11	18	17	6	3	10
Motor Vehicle Accidents	804	558	246	3	2	5	3	9	3
All Accidents (except motor vehicle)	1,309	715	594	11	6	8	8	4	4
Intentional Self-Harm (Suicide)	635	519	116						
Assault (Homicide)	213	162	51	4	4	5	2	1	
All Other External Causes	52	40	12	1			1	1	

(continued)

## Cause of Death

**Table 14. Deaths by Underlying Cause of Death, Age and Sex, Wisconsin 2001**

	10 - 14		15 - 19		20 - 24		25 - 29	
	Male	Female	Male	Female	Male	Female	Male	Female
<b>Age/Sex-Specific Death Rate</b>	17.2	16.6	87.2	37.4	134.6	39.6	100.7	45.9
<b>Total, All Causes</b>	36	33	184	75	248	70	173	76
Tuberculosis								
Human Immunodeficiency Virus							1	
Malignant Neoplasms	5	9	9	11	15	4	13	9
Stomach								
Colon, Rectum, Anus							2	
Pancreas								
Trachea, Bronchus and Lung							1	
Breast								1
Cervix Uteri, Corpus Uteri, Ovary				1				1
Prostate								
Urinary Tract								
Non-Hodgkin's Lymphoma		1	2	1	3		1	
Leukemia	2	2	3		3	1	2	2
Other Malignant Neoplasms	3	6	4	9	9	3	7	5
Diabetes Mellitus			1	1	1		1	
Alzheimer's Disease								
Major Cardiovascular Diseases	1		4	1	6	4	8	5
Diseases of the Heart	1		2	1	6	2	7	4
Hyp. Heart Dis. w/wo Renal Dis.								
Ischemic Heart Disease					3		4	
Other Diseases of the Heart	1		2	1	3	2	3	4
Hypertension/Hypertens. Renal Dis.								
Cerebrovascular Diseases			1			2	1	1
Atherosclerosis								
Other Dis. of Circulatory System			1					
Influenza and Pneumonia			1	1	1	1		1
Chronic Lower Respiratory Diseases		1	1	1	1	1	1	1
Peptic Ulcer							1	
Chronic Liver Disease & Cirrhosis								
Nephritis/Nephrotic Syn./Nephrosis					1		1	1
Pregnancy, Childbirth & Puerperium						2		1
Certain Cond. Orig. in Perinatal Per.	1							
Congenital Malformations, etc.	2	4	3	4	5	1	3	2
Sudden Infant Death Syndrome								
Symptoms, Signs & Lab Findings	2		6	5	4	2	2	4
All Other Diseases	5	9	11	9	21	7	9	10
Motor Vehicle Accidents	7	6	58	33	80	26	51	20
All Accidents (except motor vehicle)	5		18	1	29	4	24	10
Intentional Self-Harm (Suicide)	6	3	38	5	40	8	38	7
Assault (Homicide)	1	1	33	3	38	10	17	4
All Other External Causes	1		1		6		3	1

(continued)

**Cause of Death**

**Table 14. Deaths by Underlying Cause of Death, Age and Sex, Wisconsin 2001**

	30 – 34		35 – 39		40 – 44		45 – 49	
	Male	Female	Male	Female	Male	Female	Male	Female
<b>Age/Sex-Specific Death Rate</b>	107.7	45.8	170.9	87.8	233.3	124.3	367.0	210.4
<b>Total, All Causes</b>	205	85	376	193	522	275	744	419
Tuberculosis							1	
Human Immunodeficiency Virus	4	1	21		11	2	15	3
Malignant Neoplasms	21	17	43	52	99	89	167	180
Stomach	1		3	1	3	1	6	5
Colon, Rectum, Anus	2	1	7	1	7	5	21	12
Pancreas	1		2		5	3	6	8
Trachea, Bronchus and Lung	1	1	1	6	16	17	38	38
Breast		5		15		28	1	52
Cervix Uteri, Corpus Uteri, Ovary		2		8		12		20
Prostate							6	
Urinary Tract	1			2	6	3	11	1
Non-Hodgkin's Lymphoma	4		2	1	6	1	7	6
Leukemia	2	1	3	3	4	5	5	5
Other Malignant Neoplasms	9	7	25	15	52	14	66	33
Diabetes Mellitus		2	7	3	11	6	19	10
Alzheimer's Disease								
Major Cardiovascular Diseases	21	10	64	30	114	42	219	66
Diseases of the Heart	15	6	55	23	96	35	186	46
Hyp. Heart Dis. w/wo Renal Dis.				3	4	1	8	4
Ischemic Heart Disease	6	1	34	9	67	21	144	19
Other Diseases of the Heart	9	5	21	11	25	13	34	23
Hypertension/Hypertens. Renal Dis.					1			1
Cerebrovascular Diseases	3	4	3	7	15	7	27	17
Atherosclerosis			1					
Oth. Dis. of Circulatory System	3		5		2		6	2
Influenza and Pneumonia	1	2	1	3	5	7	7	10
Chronic Lower Respiratory Diseases	1	1		1	1	4	10	8
Peptic Ulcer							1	1
Chronic Liver Disease & Cirrhosis	1	1	12	6	20	11	33	15
Nephritis/Nephrotic Syn./Nephrosis	1		3	1	2	1	5	
Pregnancy, Childbirth & Puerperium						1		
Certain Cond. Orig. in Perinatal Per.								
Congenital Malformations, etc.	2	1	2	1	6		4	4
Sudden Infant Death Syndrome								
Symptoms, Signs & Lab Findings	4	3	3	1	11	7	9	3
All Other Diseases	20	13	46	32	66	41	100	58
Motor Vehicle Accidents	49	13	48	21	47	16	41	20
All Accidents (except motor vehicle)	27	10	44	16	41	24	48	19
Intentional Self-Harm (Suicide)	38	5	57	17	72	20	57	15
Assault (Homicide)	10	6	23	7	9	2	7	5
All Other External Causes	5		2	2	7	2	1	2

(continued)

## Cause of Death

**Table 14. Deaths by Underlying Cause of Death, Age and Sex, Wisconsin 2001**

	50 - 54		55 - 59		60 - 64		65 - 69	
	Male	Female	Male	Female	Male	Female	Male	Female
<b>Age/Sex-Specific Death Rate</b>	543.4	332.2	875.2	548.0	1,360.4	830.8	2,070.8	1,325.9
<b>Total, All Causes</b>	923	559	1,100	711	1,369	885	1,795	1,291
Tuberculosis								
Human Immunodeficiency Virus	4	1	8		2			
Malignant Neoplasms	258	278	384	300	507	383	633	530
Stomach	9	6	7	5	10	4	10	6
Colon, Rectum, Anus	27	22	41	19	48	29	60	47
Pancreas	23	14	22	19	28	23	34	27
Trachea, Bronchus and Lung	62	54	122	73	165	106	225	161
Breast	1	68		63	1	68		76
Cervix Uteri, Corpus Uteri, Ovary		38		29		44		45
Prostate	3		15		23		40	
Urinary Tract	19	4	19	6	26	14	28	13
Non-Hodgkin's Lymphoma	7	4	9	7	24	11	25	15
Leukemia	9	8	11	16	19	7	37	15
Other Malignant Neoplasms	98	60	138	63	163	77	174	125
Diabetes Mellitus	27	16	39	28	47	39	62	51
Alzheimer's Disease	3	2	4	3	4	7	6	8
Major Cardiovascular Diseases	317	116	369	162	470	200	655	360
Diseases of the Heart	274	86	312	125	395	153	537	264
Hyp. Heart Dis. w/wo Renal Dis.	12	4	6	6	9	6	22	8
Ischemic Heart Disease	212	54	255	87	311	111	399	176
Other Diseases of the Heart	50	28	51	32	75	36	116	80
Hypertension/Hypertens. Renal Dis.	3	1	8	5	10	2	6	7
Cerebrovascular Diseases	32	24	37	28	47	37	79	65
Atherosclerosis	1		1	1		1	4	6
Oth. Dis. of Circulatory System	7	5	11	3	18	7	29	18
Influenza and Pneumonia	3	7	4	9	9	4	24	13
Chronic Lower Respiratory Diseases	8	11	32	33	53	60	94	85
Peptic Ulcer	1	1	3		2		4	5
Chronic Liver Disease & Cirrhosis	46	13	25	13	19	19	35	19
Nephritis/Nephrotic Syn./Nephrosis	13	4	9	6	11	14	20	21
Pregnancy, Childbirth & Puerperium								
Certain Cond. Orig. in Perinatal Per.								
Congenital Malformations, etc.	1	3	3	7	6	6	4	4
Sudden Infant Death Syndrome								
Symptoms, Signs & Lab Findings	5	2	4	3	8	1	8	5
All Other Diseases	118	70	121	108	156	128	179	155
Motor Vehicle Accidents	32	4	26	14	27	7	15	11
All Accidents (except motor vehicle)	46	19	30	14	29	14	37	18
Intentional Self-Harm (Suicide)	32	10	35	9	16	3	13	4
Assault (Homicide)	4	1	3	2	2		3	1
All Other External Causes	5	1	1		1		3	1

(continued)

## Cause of Death

**Table 14. Deaths by Underlying Cause of Death, Age and Sex, Wisconsin 2001**

	70 - 74		75 - 79		80 - 84		85 - 89	
	Male	Female	Male	Female	Male	Female	Male	Female
<b>Age/Sex-Specific Death Rate</b>	3,410.1	2,093.5	5,517.2	3,298.6	9,052.8	5,835.0	15,017.9	10,537.0
<b>Total, All Causes</b>	2,709	2,001	3,408	2,852	3,546	3,903	2,939	4,572
Tuberculosis	1				2	1	1	1
Human Immunodeficiency Virus								
Malignant Neoplasms	887	712	934	739	794	771	509	648
Stomach	23	8	23	11	13	14	17	17
Colon, Rectum, Anus	82	68	91	85	83	92	66	87
Pancreas	52	58	48	57	32	53	19	47
Trachea, Bronchus and Lung	303	218	274	193	207	168	97	98
Breast	1	95	2	74	1	98	1	106
Cervix Uteri, Corpus Uteri, Ovary		57		68		59		58
Prostate	79		100		152		120	
Urinary Tract	56	26	72	32	54	34	37	24
Non-Hodgkin's Lymphoma	34	22	52	31	36	45	24	27
Leukemia	48	22	36	35	43	28	27	35
Other Malignant Neoplasms	209	138	236	153	173	180	101	149
Diabetes Mellitus	93	74	112	96	103	132	89	112
Alzheimer's Disease	19	21	53	87	74	174	107	256
Major Cardiovascular Diseases	992	652	1,388	1,071	1,508	1,634	1,297	2,154
Diseases of the Heart	767	471	1,046	742	1,075	1,107	961	1,468
Hyp. Hrt. Dis. w/wo Renal Dis.	16	21	28	29	21	38	18	52
Ischemic Heart Disease	604	337	764	495	787	743	655	934
Other Diseases of the Heart	147	113	254	218	267	326	288	482
Hypertension/Hypertens. Renal Dis.	15	15	19	18	16	30	19	45
Cerebrovascular Diseases	167	140	255	265	324	414	259	546
Atherosclerosis	6	5	12	9	22	18	17	30
Oth. Dis. of Circulatory System	37	21	56	37	71	65	41	65
Influenza and Pneumonia	43	26	67	48	100	123	112	189
Chronic Lower Respiratory Diseases	202	149	280	213	253	229	187	217
Peptic Ulcer	6	4	4	4	2	6	2	10
Chronic Liver Disease & Cirrhosis	33	20	22	25	12	8	5	12
Nephritis/Nephrotic Syn/Nephrosis	40	33	63	44	80	77	82	96
Pregnancy, Childbirth & Puerperium								
Certain Cond. Orig in Perinatal Per.								
Congenital Malformations, etc.	4	1	5	2	3	1	3	2
Sudden Infant Death Syndrome								
Symptoms, Signs & Lab Findings	2	9	3	14	8	6	9	11
All Other Diseases	315	253	374	439	502	651	430	748
Motor Vehicle Accidents	15	10	11	15	17	11	13	8
All Accidents (except motor vehicle)	34	33	67	50	72	75	83	106
Intentional Self-Harm (Suicide)	22	4	24	3	16	2	9	1
Assault (Homicide)	1					2	1	1
All Other External Causes			1	2				

(continued)

**Table 14. Deaths by Underlying Cause of Death, Age and Sex, Wisconsin 2001**

	90 – 94		95+	
	Male	Female	Male	Female
<b>Age/Sex-Specific Death Rate</b>	24,434.3	18,002.1	36,197.2	31,846.6
<b>Total, All Causes</b>	1,598	3,478	514	2,035
Tuberculosis				
Human Immunodeficiency Virus				
Malignant Neoplasms	239	333	51	101
Stomach	3	7		5
Colon, Rectum, Anus	33	60	11	17
Pancreas	13	24	2	4
Trachea, Bronchus and Lung	35	46	4	8
Breast		54		16
Cervix Uteri, Corpus Uteri, Ovary		21		3
Prostate	76		14	
Urinary Tract	14	22	8	3
Non-Hodgkin's Lymphoma	9	15	1	5
Leukemia	10	17		7
Other Malignant Neoplasms	46	67	11	33
Diabetes Mellitus	35	70	15	32
Alzheimer's Disease	62	228	16	133
Major Cardiovascular Diseases	699	1,730	264	1,108
Diseases of the Heart	494	1,191	196	820
Hyp. Heart Dis. w/wo Renal Disease	12	54	4	50
Ischemic Heart Disease	332	730	131	467
Other Diseases of the Heart	150	407	61	303
Hypertension/Hypertens. Renal Dis.	16	36	2	29
Cerebrovascular Diseases	154	426	54	209
Atherosclerosis	18	33	5	31
Oth. Dis. of Circulatory System	17	44	7	19
Influenza and Pneumonia	105	168	29	100
Chronic Lower Respiratory Diseases	75	97	18	36
Peptic Ulcer	7	10	1	2
Chronic Liver Disease & Cirrhosis	4	1		
Nephritis/Nephrotic Syn./Nephrosis	56	53	12	38
Pregnancy, Childbirth & Puerperium				
Certain Cond. Orig. in Perinatal Per.				
Congenital Malformations, etc.		1		
Sudden Infant Death Syndrome				
Symptoms, Signs & Lab Findings	3	10	1	9
All Other Diseases	258	670	93	417
Motor Vehicle Accidents	3	2	1	1
All Accidents (except motor vehicle)	46	105	12	58
Intentional Self-Harm (Suicide)	5		1	
Assault (Homicide)				
All Other External Causes	1			

Source: Bureau of Health Information, Division of Health Care Financing, Department of Health and Family Services. For the population data used to calculate rates, see Technical Notes, page 85.

Notes: The age/sex-specific rates are deaths per 100,000 population in that age/sex group. Underlying cause of death is the disease or injury that initiated events resulting in death. For the ICD-10 codes used for cause-of-death groupings, see Technical Notes, page 81. Conditions abbreviated in this table are spelled out in full in the Technical Notes. The total includes one death for which sex was unknown.

**Cause of Death**

**Table 15. Deaths by Underlying Cause of Death, Race and Sex, Wisconsin 2001**

	<b>Total</b>		<b>White</b>		<b>Black/African American</b>		<b>American Indian</b>	
	Male	Female	Male	Female	Male	Female	Male	Female
<b>Total Deaths, All Causes</b>	<b>22,724</b>	<b>23,812</b>	<b>21,511</b>	<b>22,791</b>	<b>962</b>	<b>797</b>	<b>152</b>	<b>113</b>
Tuberculosis	5	2	4	1	1	1		
Human Immunodeficiency Virus	66	7	41	3	25	4		
Malignant Neoplasms	5,578	5,174	5,309	4,956	213	169	29	26
Stomach	128	90	115	85	8	2	2	1
Colon, Rectum, Anus	581	545	560	528	19	13	2	2
Pancreas	287	337	276	328	10	8	1	
Trachea, Bronchus and Lung	1,551	1,187	1,469	1,129	70	47	7	9
Breast	8	819	7	773	1	35		6
Cervix/Corpus Uteri, Ovary		466		452		10		1
Prostate	628		598		26		2	
Urinary Tract	351	185	344	182	6	3		
Non-Hodgkin's Lymphoma	246	192	236	183	7	4	2	3
Leukemia	269	211	255	206	9	4	2	
Other Malignant Neoplasms	1,529	1,142	1,449	1,090	57	43	11	4
Diabetes Mellitus	662	672	615	618	39	43	7	7
Alzheimer's Disease	348	919	343	902	5	13		2
Major Cardiovascular Diseases	8,407	9,352	8,071	9,013	259	273	40	25
Diseases of the Heart	6,435	6,550	6,183	6,316	199	199	36	17
Hyp. Heart Dis. w/w/o Renal Disease	160	276	142	257	18	18		
Ischemic Heart Diseases	4,708	4,186	4,546	4,049	116	115	33	13
Other Diseases of the Heart	1,567	2,088	1,495	2,010	65	66	3	4
Primary Hypertension/Hypertensive Renal Disease	115	189	107	177	6	11		1
Cerebrovascular Diseases	1,459	2,193	1,391	2,109	49	57	3	6
Atherosclerosis	87	134	86	132		1		
Other Diseases of Circulatory System	311	286	304	279	5	5	1	1
Influenza and Pneumonia	516	717	500	695	9	15	4	6
Chronic Lower Respiratory Diseases	1,218	1,149	1,195	1,119	17	22	4	5
Peptic Ulcer	34	43	31	42	2		1	
Chronic Liver Disease and Cirrhosis	267	163	247	156	13	2	6	5
Nephritis/Nephrotic Syn./Nephrosis	401	391	371	363	28	22		3
Pregnancy, Childbirth and Puerperium		4		3		1		
Certain Cond. Orig. Perinatal Period	122	120	85	89	34	28	1	
Congenital Malformations, etc.	112	91	102	79	9	7		2
Sudden Infant Death Syndrome	36	36	21	20	12	15	3	
Symptoms, Signs and Lab Findings	103	101	82	97	17	3	2	1
All Other Diseases	2,855	3,852	2,695	3,687	127	128	24	17
Motor Vehicle Accidents	558	246	526	226	17	9	13	7
All Accidents (except motor vehicle)	715	594	670	566	29	23	8	4
Intentional Self-Harm (Suicide)	519	116	498	109	15	4	5	2
Assault (Homicide)	162	51	73	35	86	15	2	1
All Other External Causes	40	12	32	12	5		3	

(continued)



## Cause of Death

**Table 15. Deaths by Underlying Cause of Death, Race and Sex, Wisconsin 2001**

	Laotian/Hmong		Other Asian		All Other	
	Male	Female	Male	Female	Male	Female
<b>Total Deaths, All Causes</b>	<b>41</b>	<b>50</b>	<b>51</b>	<b>60</b>	<b>1</b>	<b>1</b>
Tuberculosis						
Human Immunodeficiency Virus						
Malignant Neoplasms	9	6	17	17	1	
Stomach	2	1	1	1		
Colon, Rectum, Anus				2		
Pancreas				1		
Trachea, Bronchus and Lung			4	2	1	
Breast		1		4		
Cervix/Corpus Uteri, Ovary		1		2		
Prostate			2			
Urinary Tract			1			
Non-Hodgkin's Lymphoma			1	2		
Leukemia	2		1	1		
Other Malignant Neoplasms	5	3	7	2		
Diabetes Mellitus		4	1			
Alzheimer's Disease		1		1		
Major Cardiovascular Diseases	16	23	18	18		
Diseases of the Heart	6	8	8	10		
Hyp. Heart Dis. w/wo Renal Disease		1				
Ischemic Heart Diseases	4	4	6	5		
Other Diseases of the Heart	2	3	2	5		
Primary Hypertension/Hypertensive Renal Disease	1		1			
Cerebrovascular Diseases	8	13	8	8		
Atherosclerosis		1	1			
Other Diseases of Circulatory System	1	1				
Influenza and Pneumonia	2		1	1		
Chronic Lower Respiratory Disease	1	2	1	1		
Peptic Ulcer		1				
Chronic Liver Disease and Cirrhosis	1					
Nephritis/Nephrotic Syndrome/Nephrosis	1		1	3		
Pregnancy, Childbirth and Puerperium						
Certain Conditions Orig. Perinatal Period	2			3		
Congenital Malformations, etc.	1	2		1		
Sudden Infant Death Syndrome		1				
Symptoms, Signs and Lab Findings			2			
All Other Diseases	3	7	6	12		1
Motor Vehicle Accidents	2	2		2		
All Accidents (except motor vehicle)	3		2	1		
Intentional Self-Harm (Suicide)		1	1			
Assault (Homicide)			1			
All Other External Causes	1					

Source: Bureau of Health Information, Division of Health Care Financing, Department of Health and Family Services.

Notes: Underlying cause of death is the disease or injury that initiated events resulting in death. For the ICD-10 codes used for cause-of-death groupings, see Technical Notes, page 81. The total includes 6 male deaths for which race was unknown. The "All Other" category consisted of 2 deaths in which race was reported as "Hawaiian." There was 1 death where sex was unknown; this was not included in this table.

## Cause of Death

**Table 16. Deaths by Underlying Cause of Death, Hispanic Origin and Sex, Wisconsin 2001**

	Total		Hispanic/Latino		Non-Hispanic/Latino	
	Male	Female	Male	Female	Male	Female
<b>Total Deaths, All Causes</b>	<b>22,724</b>	<b>23,812</b>	<b>148</b>	<b>83</b>	<b>22,573</b>	<b>23,729</b>
Tuberculosis	5	2			5	2
Human Immunodeficiency Virus	66	7	3		63	7
Malignant Neoplasms	5,578	5,174	21	17	5,557	5,157
Stomach	128	90	2	3	126	87
Colon, Rectum, Anus	581	545	4	1	577	544
Pancreas	287	337			287	337
Trachea, Bronchus and Lung	1,551	1,187	2	3	1,549	1,184
Breast	8	819		3	8	816
Cervix/Corpus Uteri, Ovary		466		2		464
Prostate	628				628	
Urinary Tract	351	185	1		350	185
Non-Hodgkin's Lymphoma	246	192	4	1	242	191
Leukemia	269	211			269	211
Other Malignant Neoplasms	1,529	1,142	8	4	1,521	1,138
Diabetes Mellitus	662	672	5	4	657	668
Alzheimer's Disease	348	919	2	1	346	918
Major Cardiovascular Diseases	8,407	9,352	33	26	8,373	9,326
Diseases of the Heart	6,435	6,550	24	18	6,410	6,532
Hyp. Heart Dis. w/wo Renal Disease	160	276	1	1	159	275
Ischemic Heart Diseases	4,708	4,186	16	13	4,691	4,173
Other Diseases of the Heart	1,567	2,088	7	4	1,560	2,084
Primary Hypertension/Hypertensive Renal Disease	115	189	1	1	114	188
Cerebrovascular Diseases	1,459	2,193	7	6	1,452	2,187
Atherosclerosis	87	134	1		86	134
Other Dis. of Circulatory System	311	286		1	311	285
Influenza and Pneumonia	516	717	2		514	717
Chronic Lower Respiratory Diseases	1,218	1,149	3	1	1,215	1,148
Peptic Ulcer	34	43	1		33	43
Chronic Liver Disease and Cirrhosis	267	163	4		263	163
Nephritis/Nephrotic Syndrome/Nephrosis	401	391	1	1	400	390
Pregnancy, Childbirth and the Puerperium		4				4
Certain Conditions Orig. Perinatal Period	122	120	7	12	115	108
Congenital Malformations, etc.	112	91	2	2	110	89
Sudden Infant Death Syndrome	36	36	2	1	34	35
Symptoms, Signs & Lab Findings	103	101	1	1	102	100
All Other Diseases	2,855	3,852	17	8	2,838	3,844
Motor Vehicle Accidents	558	246	15	4	543	242
All Accidents (except motor vehicle)	715	594	13	2	700	592
Intentional Self-Harm (Suicide)	519	116	4	1	515	115
Assault (Homicide)	162	51	11	2	151	49
All Other External Causes	40	12	1		39	12

Source: Bureau of Health Information, Division of Health Care Financing, Department of Health and Family Services.

Notes: Underlying cause of death is the disease or injury that initiated events resulting in death. For the ICD-10 codes used for cause-of-death groupings, see Technical Notes, page 81. The total includes 3 male deaths for which Hispanic origin was unknown. There was 1 death where sex was unknown; this was not included in this table.

## Cause of Death

**Table 17. Leading Underlying Causes of Death by Race, Wisconsin 2000 and 2001**

2000	Number	Percent	2001	Number	Percent
<b>TOTAL, ALL RACES</b>	<b>46,405</b>	<b>100.0</b>	<b>TOTAL, ALL RACES</b>	<b>46,537</b>	<b>100.0</b>
Diseases of the Heart	13,611	29.3	Diseases of the Heart	12,985	27.9
Malignant Neoplasms	10,620	22.9	Malignant Neoplasms	10,752	23.1
Cerebrovascular Diseases	3,580	7.7	Cerebrovascular Diseases	3,652	7.8
Chronic Lower Respiratory Dis.	2,309	5.0	Chronic Lower Respiratory Dis.	2,367	5.1
Accidents (ex. med./surg. comp.)	2,154	4.6	Accidents (ex. med./surg. comp.)	2,074	4.5
Diabetes Mellitus	1,315	2.8	Diabetes Mellitus	1,334	2.9
Influenza and Pneumonia	1,214	2.6	Alzheimer's Disease	1,267	2.7
Alzheimer's Disease	1,185	2.6	Influenza and Pneumonia	1,233	2.6
Nephritis/Nephrotic/Nephrosis	759	1.6	Nephritis/Nephrotic/Nephrosis	792	1.7
Intentional Self-Harm (Suicide)	588	1.3	Intentional Self-Harm (Suicide)	635	1.4
Chronic Liver Disease/Cirrhosis	441	1.0	Chronic Liver Disease/Cirrhosis	430	0.9
Septicemia	412	0.9	Septicemia	409	0.9
Aortic Aneurysm/Dissection	397	0.9	Parkinson's Disease	382	0.8
<b>WHITE</b>	<b>44,086</b>	<b>100.0</b>	<b>WHITE</b>	<b>44,303</b>	<b>100.0</b>
Diseases of the Heart	13,091	29.7	Diseases of the Heart	12,499	28.2
Malignant Neoplasms	10,123	23.0	Malignant Neoplasms	10,265	23.2
Cerebrovascular Diseases	3,419	7.8	Cerebrovascular Diseases	3,500	7.9
Chronic Lower Respiratory Dis.	2,229	5.1	Chronic Lower Respiratory Dis.	2,314	5.2
Accidents (ex. med./surg. comp.)	2,013	4.6	Accidents (ex. med./surg. comp.)	1,952	4.4
Diabetes Mellitus	1,220	2.8	Alzheimer's Disease	1,245	2.8
Influenza and Pneumonia	1,180	2.7	Diabetes Mellitus	1,233	2.8
Alzheimer's Disease	1,160	2.6	Influenza and Pneumonia	1,195	2.7
Nephritis/Nephrotic/Nephrosis	694	1.6	Nephritis/Nephrotic/Nephrosis	734	1.7
Intentional Self-Harm (Suicide)	548	1.2	Intentional Self-Harm (Suicide)	607	1.4
Chronic Liver Disease/Cirrhosis	407	0.9	Chronic Liver Disease/Cirrhosis	403	0.9
Septicemia	383	0.9	Septicemia	384	0.9
Aortic Aneurysm/Dissection	382	0.9	Parkinson's Disease	374	0.8
<b>BLACK/AFRICAN AMERICAN</b>	<b>1,897</b>	<b>100.0</b>	<b>BLACK/AFRICAN AMERICAN</b>	<b>1,759</b>	<b>100.0</b>
Malignant Neoplasms	425	22.4	Diseases of the Heart	398	22.6
Diseases of the Heart	416	22.0	Malignant Neoplasms	382	21.7
Cerebrovascular Diseases	131	6.9	Cerebrovascular Diseases	106	6.0
Accidents (ex. med./surg. comp.)	94	5.0	Assault (Homicide)	101	5.7
Assault (Homicide)	91	4.8	Diabetes Mellitus	82	4.7
Diabetes Mellitus	74	3.9	Accidents (ex. med./surg. comp.)	75	4.3
Chronic Lower Respiratory Dis.	69	3.6	Certain Cond. Orig. Perinatal Per.	62	3.5
Certain Cond. Orig. Perinatal Per.	55	2.9	Nephritis/Nephrotic/Nephrosis	50	2.8
Nephritis/Nephrotic/Nephrosis	49	2.6	Chronic Lower Respiratory Dis.	39	2.2
Human Immunodeficiency Virus	34	1.8	Human Immunodeficiency Virus	29	1.6
Influenza and Pneumonia	30	1.6	Septicemia	24	1.4
Septicemia	27	1.4	Influenza and Pneumonia	24	1.4
Congenital Malformations, etc.	26	1.4	Intentional Self-Harm (Suicide)	19	1.1

(continued)

## Cause of Death

**Table 17. Leading Underlying Causes of Death by Race, Wisconsin 2000 and 2001**

2000	Number	Percent	2001	Number	Percent
<b>AMERICAN INDIAN</b>	244	100.0	<b>AMERICAN INDIAN</b>	265	100.0
Diseases of the Heart	60	24.6	Malignant Neoplasms	55	20.8
Malignant Neoplasms	45	18.4	Diseases of the Heart	53	20.0
Accidents (ex. med./surg. comp.)	26	10.7	Accidents (ex. med./surg. comp.)	32	12.1
Cerebrovascular Diseases	16	6.6	Diabetes Mellitus	14	5.3
Diabetes Mellitus	14	5.7	Chronic Liver Disease/Cirrhosis	11	4.2
Chronic Liver Disease/Cirrhosis	12	4.9	Influenza and Pneumonia	10	3.8
Nephritis/Nephrotic/Nephrosis	11	4.5	Cerebrovascular Diseases	9	3.4
Chronic Lower Respiratory Dis.	8	3.3	Chronic Lower Respiratory Dis.	9	3.4
Intentional Self-Harm (Suicide)	6	2.5	Intentional Self-Harm (Suicide)	7	2.6
Assault (Homicide)	5	2.0	Nephritis/Nephrotic/Nephrosis	3	1.1
Septicemia	2	0.8	Assault (Homicide)	3	1.1
Alzheimer's Disease	2	0.8	In Situ/Benign/Uncertain Neoplasms	2	0.8
Influenza and Pneumonia	2	0.8	Parkinson's Disease	2	0.8
<b>ASIAN</b>	160	100.0	<b>ASIAN</b>	202	100.0
Diseases of the Heart	40	25.0	Malignant Neoplasms	49	24.3
Malignant Neoplasms	25	15.6	Cerebrovascular Diseases	37	18.3
Accidents (ex. med./surg. comp.)	15	9.4	Diseases of the Heart	32	15.8
Cerebrovascular Diseases	14	8.8	Accidents (ex. med./surg. comp.)	12	5.9
Intentional Self-Harm (Suicide)	8	5.0	Diabetes Mellitus	5	2.5
Certain Cond. Orig. Perinatal Per.	7	4.4	Chronic Lower Respiratory Dis.	5	2.5
Diabetes Mellitus	7	4.4	Nephritis/Nephrotic/Nephrosis	5	2.5
Nephritis/Nephrotic/Nephrosis	5	3.1	Conditions Orig. in Perinatal Period	5	2.5
Viral Hepatitis	3	1.9	Influenza and Pneumonia	4	2.0
Chronic Lower Respiratory Dis.	3	1.9	Congenital Malformations, etc.	4	2.0
Chronic Liver Disease/Cirrhosis	3	1.9	Pneumonitis Due to Solids/Liquids	3	1.5
Congenital Malformations, etc.	3	1.9	Viral Hepatitis	2	1.0
Alzheimer's Disease	2	1.3	Alzheimer's Disease	2	1.0

Source: Bureau of Health Information, Division of Health Care Financing, Department of Health and Family Services.

Notes: Totals include thirteen records in 2000 and 6 records in 2001 for which race was unknown. Totals include five decedents in 2000 and two decedents in 2001 with race reported as Hawaiian. Underlying cause of death is the disease or injury that initiated the events resulting in death.

For the ICD-10 codes used for cause-of-death groupings, see Technical Notes, page 78.

Conditions abbreviated in this table are spelled out in full in the Technical Notes.

- Diseases of the heart and cancer were the two leading causes of death among whites, African Americans and American Indians, while cancer and cerebrovascular diseases led among the Asian population. In 2001, diseases of the heart accounted for 23 percent of deaths among African Americans, 28 percent of deaths among whites, 20 percent of deaths among American Indians and 16 percent of deaths among Asians.
- Accidents accounted for over 4 percent of total deaths in 2001, and a similar percentage among whites and blacks, but 12 percent of American Indian deaths and 6 percent of Asian deaths.
- Differences in leading causes of death by race reflect differences in population age structure (as well as many other possible factors): compared with the total state population, larger proportions of blacks and other minority groups are children and young adults.

## Cause of Death

**Table 18. Leading Underlying Causes of Death for Males by Race, Wisconsin 2000 and 2001**

2000	Number	Percent	2001	Number	Percent
<b>TOTAL, ALL RACES</b>	<b>22,483</b>	<b>100.0</b>	<b>TOTAL, ALL RACES</b>	<b>22,724</b>	<b>100.0</b>
Diseases of the Heart	6,598	29.3	Diseases of the Heart	6,435	28.3
Malignant Neoplasms	5,522	24.6	Malignant Neoplasms	5,578	24.5
Cerebrovascular Diseases	1,381	6.1	Cerebrovascular Diseases	1,459	6.4
Accidents (ex. med./surg. comp.)	1,335	5.9	Accidents (ex. med./surg. comp.)	1,262	5.6
Chronic Lower Respiratory Dis.	1,145	5.1	Chronic Lower Respiratory Dis.	1,218	5.4
Diabetes Mellitus	610	2.7	Diabetes Mellitus	662	2.9
Influenza and Pneumonia	510	2.3	Intentional Self-Harm (Suicide)	519	2.3
Intentional Self-Harm (Suicide)	470	2.1	Influenza and Pneumonia	516	2.3
Nephritis/Nephrotic/Nephrosis	371	1.7	Nephritis/Nephrotic/Nephrosis	401	1.8
Alzheimer's Disease	318	1.4	Alzheimer's Disease	348	1.5
Chronic Liver Disease/Cirrhosis	288	1.3	Chronic Liver Disease/Cirrhosis	267	1.2
Aortic Aneurysm and Dissection	240	1.1	Parkinson's Disease	227	1.0
Septicemia	191	0.8	Aortic Aneurysm and Dissection	204	0.9
<b>WHITE</b>	<b>21,277</b>	<b>100.0</b>	<b>WHITE</b>	<b>21,511</b>	<b>100.0</b>
Diseases of the Heart	6,341	29.8	Diseases of the Heart	6,183	28.7
Malignant Neoplasms	5,248	24.7	Malignant Neoplasms	5,309	24.7
Cerebrovascular Diseases	1,307	6.1	Cerebrovascular Diseases	1,391	6.5
Accidents (ex. med./surg. comp.)	1,237	5.8	Chronic Lower Respiratory Dis.	1,195	5.6
Chronic Lower Respiratory Dis.	1,102	5.2	Accidents (ex. med./surg. comp.)	1,185	5.5
Diabetes Mellitus	581	2.7	Diabetes Mellitus	615	2.9
Influenza and Pneumonia	496	2.3	Influenza and Pneumonia	500	2.3
Intentional Self-Harm (Suicide)	442	2.1	Intentional Self-Harm (Suicide)	498	2.3
Nephritis/Nephrotic/Nephrosis	350	1.6	Nephritis/Nephrotic/Nephrosis	371	1.7
Alzheimer's Disease	311	1.5	Alzheimer's Disease	343	1.6
Chronic Liver Disease/Cirrhosis	261	1.2	Chronic Liver Disease/Cirrhosis	247	1.1
Aortic Aneurysm and Dissection	231	1.1	Parkinson's Disease	224	1.0
Septicemia	180	0.8	Aortic Aneurysm and Dissection	199	0.9
<b>BLACK/AFRICAN AMERICAN</b>	<b>986</b>	<b>100.0</b>	<b>BLACK/AFRICAN AMERICAN</b>	<b>962</b>	<b>100.0</b>
Malignant Neoplasms	235	23.9	Malignant Neoplasms	213	22.1
Diseases of the Heart	201	20.4	Diseases of the Heart	199	20.7
Assault (Homicide)	72	7.3	Assault (Homicide)	86	8.9
Accidents (ex. med./surg. comp.)	68	6.9	Cerebrovascular Diseases	49	5.1
Cerebrovascular Diseases	57	5.8	Accidents (ex. med./surg. comp.)	46	4.8
Chronic Lower Respiratory Dis.	38	3.9	Diabetes Mellitus	39	4.1
Certain Cond. Orig. in Perinatal Per.	35	3.6	Certain Cond. Orig. in Perinatal Per.	34	3.5
Human Immunodeficiency Virus	25	2.5	Nephritis/Nephrotic/Nephrosis	28	2.9
Diabetes Mellitus	22	2.2	Human Immunodeficiency Virus	25	2.6
Intentional Self-Harm (Suicide)	20	2.0	Chronic Lower Respiratory Dis.	17	1.8
Nephritis/Nephrotic/Nephrosis	19	1.9	Intentional Self-Harm (Suicide)	15	1.6
Chronic Liver Disease/Cirrhosis	16	1.6	Chronic Liver Disease/Cirrhosis	13	1.4
Influenza and Pneumonia	12	1.2	Septicemia	10	1.0

(continued)

## Cause of Death

**Table 18. Leading Underlying Causes of Death for Males by Race, Wisconsin 2000 and 2001**

2000	Number	Percent	2001	Number	Percent
<b>AMERICAN INDIAN</b>	122	100.0	<b>AMERICAN INDIAN</b>	152	100.0
Diseases of the Heart	34	27.9	Diseases of the Heart	36	23.7
Malignant Neoplasms	25	20.5	Malignant Neoplasms	29	19.1
Accidents (ex. med./surg. comp.)	14	11.5	Accidents (ex. med./surg. comp.)	21	13.8
Chronic Liver Disease/Cirrhosis	9	7.4	Diabetes Mellitus	7	4.6
Cerebrovascular Diseases	8	6.6	Chronic Liver Disease/Cirrhosis	6	3.9
Diabetes Mellitus	5	4.1	Intentional Self-Harm (Suicide)	5	3.3
Intentional Self-Harm (Suicide)	5	4.1	Influenza and Pneumonia	4	2.6
Assault (Homicide)	5	4.1	Chronic Lower Respiratory Dis.	4	2.6
Chronic Lower Respiratory Dis.	2	1.6	Cerebrovascular Diseases	3	2.0
Nephritis/Nephrotic/Nephrosis	2	1.6	Assault (Homicide)	2	1.3
Septicemia	1	0.8	Viral Hepatitis	1	0.7
All Other Diseases	12	9.8	In Situ/Benign/Uncertain Neoplasms	1	0.7
<b>ASIAN</b>	89	100.0	<b>ASIAN</b>	92	100.0
Diseases of the Heart	22	24.7	Malignant Neoplasms	26	28.3
Malignant Neoplasms	13	14.6	Cerebrovascular Diseases	16	17.4
Accidents (ex. med./surg. comp.)	13	14.6	Diseases of the Heart	14	15.2
Cerebrovascular Diseases	9	10.1	Accidents (ex. med./surg. comp.)	7	7.6
Certain Cond. Orig. Perinatal Per.	5	5.6	Influenza and Pneumonia	3	3.3
Chronic Lower Respiratory Dis.	3	3.4	Hypertension/Hypertensive Renal Dis	2	2.2
Intentional Self-Harm (Suicide)	3	3.4	Chronic Lower Respiratory Dis.	2	2.2
Diabetes Mellitus	2	2.2	Pneumonitis Due to Solids/Liquids	2	2.2
Aortic Aneurysm and Dissection	2	2.2	Nephritis/Nephrotic/Nephrosis	2	2.2
Influenza and Pneumonia	2	2.2	Certain Cond. Orig. Perinatal Per.	2	2.2
Chronic Liver Disease/Cirrhosis	2	2.2	Viral Hepatitis	1	1.1
Tuberculosis	1	1.1	Diabetes Mellitus	1	1.1
Viral Hepatitis	1	1.1	Atherosclerosis	1	1.1

Source: Bureau of Health Information, Division of Health Care Financing, Department of Health and Family Services.

Notes: Totals include six records in 2000 and six records in 2001 for which race was unknown. Totals include one record in 2001 and three records in 2000 for which race was reported as Hawaiian. Underlying cause of death is the disease or injury that initiated events resulting in death. For the ICD-10 codes used for cause-of-death groupings, see Technical Notes, page 78. Conditions abbreviated in this table are spelled out in full in the Technical Notes.

- Diseases of the heart and malignant neoplasms (cancer) were the leading causes of death in 2001 for males of all races in Wisconsin except Asians, for whom malignant neoplasms and cerebrovascular diseases were the top two causes of death.
- Cerebrovascular diseases (stroke) were the third leading cause of death among white males, while homicide was the third leading cause of death among black males.
- Accidents accounted for 14 percent of deaths among American Indian males, compared with 8 percent of deaths among Asian males, 6 percent of deaths among white males, and 5 percent of deaths among African American males.

## Cause of Death

**Table 19. Leading Underlying Causes of Death for Females by Race, Wisconsin 2000 and 2001**

2000			2001		
	Number	Percent		Number	Percent
<b>TOTAL, ALL RACES</b>	<b>23,922</b>	<b>100.0</b>	<b>TOTAL, ALL RACES</b>	<b>23,812</b>	<b>100.0</b>
Diseases of the Heart	7,013	29.3	Diseases of the Heart	6,550	27.5
Malignant Neoplasms	5,098	21.3	Malignant Neoplasms	5,174	21.7
Cerebrovascular Diseases	2,199	9.2	Cerebrovascular Diseases	2,193	9.2
Chronic Lower Respiratory Dis.	1,164	4.9	Chronic Lower Respiratory Dis.	1,149	4.8
Alzheimer's Disease	867	3.6	Alzheimer's Disease	919	3.9
Accidents (ex. med./surg. comp.)	819	3.4	Accidents (ex. med./surg. comp.)	812	3.4
Diabetes Mellitus	705	2.9	Influenza and Pneumonia	717	3.0
Influenza and Pneumonia	704	2.9	Diabetes Mellitus	672	2.8
Nephritis/Nephrotic/Nephrosis	388	1.6	Nephritis/Nephrotic/Nephrosis	391	1.6
Septicemia	221	0.9	Septicemia	224	0.9
Hypertension/Hypertens. Renal Dis.	194	0.8	Hypertension/Hypertens. Renal Dis.	189	0.8
In Situ/Benign/Uncertain Neoplasm	160	0.7	Aortic Aneurysm and Dissection	171	0.7
Aortic Aneurysm and Dissection	157	0.7	In Situ/Benign/Uncertain Neoplasm	169	0.7
<b>WHITE</b>	<b>22,809</b>	<b>100.0</b>	<b>WHITE</b>	<b>22,791</b>	<b>100.0</b>
Diseases of the Heart	6,750	29.6	Diseases of the Heart	6,316	27.7
Malignant Neoplasms	4,875	21.4	Malignant Neoplasms	4,956	21.7
Cerebrovascular Diseases	2,112	9.3	Cerebrovascular Diseases	2,109	9.3
Chronic Lower Respiratory Dis.	1,127	4.9	Chronic Lower Respiratory Dis.	1,119	4.9
Alzheimer's Disease	849	3.7	Alzheimer's Disease	902	4.0
Accidents (ex. med./surg. comp.)	776	3.4	Accidents (ex. med./surg. comp.)	767	3.4
Influenza and Pneumonia	684	3.0	Influenza and Pneumonia	695	3.0
Diabetes Mellitus	639	2.8	Diabetes Mellitus	618	2.7
Nephritis/Nephrotic/Nephrosis	344	1.5	Nephritis/Nephrotic/Nephrosis	363	1.6
Septicemia	203	0.9	Septicemia	209	0.9
Hypertension/Hypertens. Renal Dis.	181	0.8	Hypertension/Hypertens. Renal Dis.	177	0.8
In Situ/Benign/Uncertain Neoplasm	155	0.7	Aortic Aneurysm and Dissection	167	0.7
Aortic Aneurysm and Dissection	151	0.7	In Situ/Benign/Uncertain Neoplasm	160	0.7
<b>BLACK/AFRICAN AMERICAN</b>	<b>911</b>	<b>100.0</b>	<b>BLACK/AFRICAN AMERICAN</b>	<b>797</b>	<b>100.0</b>
Diseases of the Heart	215	23.7	Diseases of the Heart	199	25.0
Malignant Neoplasms	190	20.9	Malignant Neoplasms	169	21.2
Cerebrovascular Diseases	74	8.1	Cerebrovascular Diseases	57	7.2
Diabetes Mellitus	52	5.7	Diabetes Mellitus	43	5.4
Chronic Lower Respiratory Dis.	31	3.4	Accidents (ex. med./surg. comp.)	29	3.6
Nephritis/Nephrotic/Nephrosis	30	3.3	Certain Cond. Orig. Perinatal Per.	28	3.5
Accidents (ex. med./surg. comp.)	26	2.9	Chronic Lower Respiratory Dis.	22	2.8
Certain Cond. Orig. Perinatal Per.	20	2.2	Nephritis/Nephrotic/Nephrosis	22	2.8
Assault (Homicide)	19	2.1	Influenza and Pneumonia	15	1.9
Influenza and Pneumonia	18	2.0	Assault (Homicide)	15	1.9
Septicemia	17	1.9	Septicemia	14	1.8
Alzheimer's Disease	14	1.5	Alzheimer's Disease	13	1.6
Congenital Malformations, etc.	14	1.5	Hypertension/Hypertens. Renal Dis.	11	1.4

(continued)

## Cause of Death

**Table 19. Leading Underlying Causes of Death for Females by Race, Wisconsin 2000 and 2001**

2000	Number	Percent	2001	Number	Percent
<b>AMERICAN INDIAN</b>	<b>122</b>	<b>100.0</b>	<b>AMERICAN INDIAN</b>	<b>113</b>	<b>100.0</b>
Diseases of the Heart	26	21.3	Malignant Neoplasms	26	23.0
Malignant Neoplasms	20	16.4	Diseases of the Heart	17	15.0
Accidents (ex. med./surg. comp.)	12	9.8	Accidents (ex. med./surg. comp.)	11	9.7
Diabetes Mellitus	9	7.4	Diabetes Mellitus	7	6.2
Nephritis/Nephrotic/Nephrosis	9	7.4	Cerebrovascular Diseases	6	5.3
Cerebrovascular Diseases	8	6.6	Influenza and Pneumonia	6	5.3
Chronic Lower Respiratory Dis.	6	4.9	Chronic Lower Respiratory Dis.	5	4.4
Chronic Liver Disease/Cirrhosis	3	2.5	Chronic Liver Disease/Cirrhosis	5	4.4
Alzheimer's Disease	2	1.6	Nephritis/Nephrotic/Nephrosis	3	2.7
Influenza and Pneumonia	2	1.6	Alzheimer's Disease	2	1.8
Congenital Malformations, etc.	2	1.6	Congenital Malformations, etc.	2	1.8
Septicemia	1	0.8	Intentional Self-Harm (Suicide)	2	1.8
In Situ/Benign/Uncertain Neoplasm	1	0.8	Septicemia	1	0.9
<b>ASIAN</b>	<b>71</b>	<b>100.0</b>	<b>ASIAN</b>	<b>110</b>	<b>100.0</b>
Diseases of the Heart	18	25.4	Malignant Neoplasms	23	20.9
Malignant Neoplasms	12	16.9	Cerebrovascular Diseases	21	19.1
Cerebrovascular Diseases	5	7.0	Diseases of the Heart	18	16.4
Diabetes Mellitus	5	7.0	Accidents (ex. Med./surg. comp.)	5	4.5
Nephritis/Nephrotic/Nephrosis	5	7.0	Diabetes Mellitus	4	3.6
Intentional Self-Harm (Suicide)	5	7.0	Chronic Lower Respiratory Dis.	3	2.7
Congenital Malformations, etc.	3	4.2	Nephritis/Nephrotic/Nephrosis	3	2.7
Viral Hepatitis	2	2.8	Certain Cond. Orig. Perinatal Per.	3	2.7
Alzheimer's Disease	2	2.8	Congenital Malformations, etc.	3	2.7
Certain Cond. Orig. Perinatal Per.	2	2.8	Alzheimer's Disease	2	1.8
Accidents (ex. Med./surg. comp.)	2	2.8	Viral Hepatitis	1	0.9
Hypertension/Hypertens. Renal Dis.	1	1.4	Atherosclerosis	1	0.9
Chronic Liver Disease/Cirrhosis	1	1.4	Aortic Aneurysm and Dissection	1	0.9

Source: Bureau of Health Information, Division of Health Care Financing, Department of Health and Family Services.

Notes: Totals include seven records in 2000 for which race was unknown. There was one record in 2001 for which sex was unknown, so the total for males and females will not add to the total on page 43. The 2000 total includes two records for which race was listed as Hawaiian and the 2001 total includes one record where race was listed as Hawaiian. Underlying cause of death is the disease or injury that initiated events resulting in death. For the ICD-10 codes used for cause of death groupings, see Technical Notes, page 78. Conditions abbreviated in this table are spelled out in full in the Technical Notes.

- Diseases of the heart and malignant neoplasms (cancer) were the two leading causes of death in 2001 among white, African American and American Indian females. The two leading causes of death for Asian females were malignant neoplasms and cerebrovascular diseases (stroke).
- The third leading cause of death was cerebrovascular diseases among black and white females, accidents among American Indian females, and diseases of the heart among Asian females.



**Cause of Death**

**Table 20. Deaths by Underlying Cause of Death and County of Residence, Wisconsin, 2001**

	Total	Adams	Ashland	Barron	Bayfield	Brown	Buffalo	Burnett	Calumet	Chippewa	Clark
<b>Total Deaths, All Causes</b>	46,537	249	201	475	165	1,598	131	195	242	521	300
<b>Male</b>	22,724	138	95	233	94	785	72	121	121	271	155
<b>Female</b>	23,812	111	106	242	71	813	59	74	121	250	145
Tuberculosis	7										
Human Immunodeficiency Virus	73	1				4		1			
Malignant Neoplasms	10,752	61	42	99	50	368	26	55	50	115	80
Stomach	218	1	1	2		6		1	2	5	4
Colon, Rectum, Anus	1,126	2	2	15	4	42		5		9	9
Pancreas	624	5	3	8	1	21	2	3	2	11	4
Trachea, Bronchus and Lung	2,738	16	13	32	8	93	8	18	6	31	21
Breast	827	9	3	7	6	29	2	4	3	8	2
Cervix Uteri, Corpus Uteri, Ovary	466	1	3	1	3	15	1	5	2	7	5
Prostate	628	3	2	7	6	23	1	2	4	8	4
Urinary Tract	536	3	2	2	3	17			9	5	5
Non-Hodgkin's Lymphoma	438	3	1	2	5	14	1	3	1	5	1
Leukemia	480	5	2	1		15	4	3	3	3	4
Other Malignant Neoplasms	2,671	13	10	22	14	93	7	11	18	23	21
Diabetes Mellitus	1,334	10	7	12	1	44	4	9	10	14	11
Alzheimer's Disease	1,267	7	2	15	6	64	4	3	10	7	5
Major Cardiovascular Diseases	17,759	96	93	198	62	630	53	58	90	208	101
Diseases of the Heart	12,985	65	68	145	46	464	45	44	66	160	80
Hyp. Heart Dis. w/wo Renal Dis.	436	1	1	2		14			1	2	2
Ischemic Heart Disease	8,894	48	56	107	37	326	25	21	42	118	60
Other Diseases of the Heart	3,655	16	11	36	9	124	20	23	23	40	18
Hypertension/Hypertens. Renal Dis.	304			3		10	1		1	4	4
Cerebrovascular Diseases	3,652	21	22	45	14	140	4	14	19	37	16
Atherosclerosis	221	5	1	1		3	1		1	4	
Other Dis. of Circulatory System	597	5	2	4	2	13	2		3	3	1
Influenza and Pneumonia	1,233	5	9	17	7	43	2	3	5	18	6
Chronic Lower Respiratory Diseases	2,367	12	5	35	7	72	5	15	13	24	17
Peptic Ulcer	77	1			1	1					
Chronic Liver Disease and Cirrhosis	430	3	1	5	2	22	4		3	1	1
Nephritis/Nephrotic Syn./Nephrosis	792	4	2	11	3	16	2	5	4	7	4
Pregnancy, Childbirth and Puerperium	4					1					
Certain Conditions Orig. in Perinatal Per.	242					11			1	1	3
Congenital Malformations, etc.	204		2	1		6	1	2		5	
Sudden Infant Death Syndrome	72					1	1				
Symptoms, Signs and Lab. Findings	204	1		4		12		3	1		1
All Other Diseases	6,707	31	27	52	16	197	19	25	39	73	55
Motor Vehicle Accidents	804	9	6	11	2	30	1	5	5	11	8
All Accidents (except motor vehicle)	1,309	3	4	6	4	37	5	7	7	26	7
Intentional Self-Harm (Suicide)	635	5		9	4	33	2	4	4	9	1
Assault (Homicide)	213		1			2	2			2	
All Other External Causes	52					4					

## Cause of Death

**Table 20. Deaths by Underlying Cause of Death and County of Residence, Wisconsin 2001**

	Columbia	Crawford	Dane	Dodge	Door	Douglas	Dunn	Eau Claire	Florence	Fond du Lac	Forest
<b>Total Deaths, All Causes</b>	551	175	2,663	855	316	410	258	736	53	940	104
<b>Male</b>	240	82	1,288	426	153	208	145	342	31	423	56
<b>Female</b>	311	93	1,375	429	163	202	113	394	22	517	48
Tuberculosis											
Human Immunodeficiency Virus			6	1				1			
Malignant Neoplasms	134	40	601	210	65	113	58	157	9	220	24
Stomach	4	1	12	4	2	2	2	2		5	3
Colon, Rectum, Anus	6	5	66	25	9	7	4	12		31	2
Pancreas	7	1	41	12		6	4	10		11	1
Trachea, Bronchus and Lung	39	11	137	47	15	37	17	43	1	43	7
Breast	13	3	59	14	3	2	4	11	1	13	1
Cervix Uteri, Corpus Uteri, Ovary	4	1	27	5	2	2	2	6		17	1
Prostate	9	2	33	19	4	9	4	7	1	13	2
Urinary Tract	9	3	33	8	2	6	5	10		8	
Non-Hodgkin's Lymphoma	5	1	25	10	1	4	1	1	1	11	1
Leukemia	5	1	29	16	3	8	2	10		10	
Other Malignant Neoplasms	33	11	139	50	24	30	13	45	5	58	6
Diabetes Mellitus	17	5	64	37	7	20	2	22	1	25	2
Alzheimer's Disease	12	3	97	27	7	9	10	15		39	
Major Cardiovascular Diseases	221	70	950	352	133	127	101	309	31	382	44
Diseases of the Heart	144	54	651	266	101	101	77	225	28	263	32
Hyp. Heart Dis. w/wo Renal Dis.	4		20	8	1	1	1	1		17	
Ischemic Heart Disease	87	35	425	178	70	70	44	129	11	178	25
Other Diseases of the Heart	53	19	206	80	30	30	32	95	17	68	7
Hypertension/Hypertens. Renal Dis.	6	1	19	3		3	1	2		10	
Cerebrovascular Diseases	59	13	233	74	29	14	20	69	3	90	8
Atherosclerosis	3		7	5	1	2		2		7	
Other Dis. of Circulatory System	9	2	40	4	2	7	3	11		12	4
Influenza and Pneumonia	16	3	98	10	5	10	8	18		16	5
Chronic Lower Respiratory Diseases	35	19	123	36	20	13	6	38	1	39	7
Peptic Ulcer	2	1	5	2		1	2	1		2	
Chronic Liver Disease and Cirrhosis	4		38	12	5	5		9		8	
Nephritis/Nephrotic Syn./Nephrosis	9	3	33	17	3	11	5	21	1	22	2
Pregnancy, Childbirth and Puerperium											
Certain Conditions Orig. in Perinatal Per.	4	2	20	1	1	2	1	1		4	
Congenital Malformations, etc.	1		9	5	2		1	2		2	
Sudden Infant Death Syndrome	1		1	1	1						
Symptoms, Signs and Lab. Findings	2	3	13	7	3	1	3	2	1		2
All Other Diseases	64	15	426	98	45	59	42	97	5	123	15
Motor Vehicle Accidents	11	3	37	16	5	8	9	9	2	8	2
All Accidents (except motor vehicle)	11	5	86	15	9	17	8	20	1	31	
Intentional Self-Harm (Suicide)	7	3	47	4	3	12	1	10	1	16	1
Assault (Homicide)			6	2	1	1	1	3		2	
All Other External Causes			3	2	1	1		1		1	

## Cause of Death

**Table 20. Deaths by Underlying Cause of Death and County of Residence, Wisconsin 2001**

	Grant	Green	Green Lake	Iowa	Iron	Jackson	Jefferson	Juneau	Kenosha	Kewaunee	La Crosse
<b>Total Deaths, All Causes</b>	525	318	227	213	86	204	569	275	1,228	203	950
<b>Male</b>	241	152	97	108	39	96	297	149	589	103	438
<b>Female</b>	284	166	130	105	47	108	272	126	639	100	512
Tuberculosis		1									
Human Immunodeficiency Virus							2		2		
Malignant Neoplasms	103	72	46	44	21	40	153	71	278	45	216
Stomach		2	2				3	1	5	1	4
Colon, Rectum, Anus	12	8	6	6	1	5	24	5	27	3	24
Pancreas	8	2	4	2		5	13	8	13	5	10
Trachea, Bronchus and Lung	16	12	11	9	8	9	33	17	78	10	54
Breast	14	8	2	4	3	4	10	12	28	1	17
Cervix Uteri, Corpus Uteri, Ovary	9	3	3	1	1	1	3		14	3	10
Prostate	12	6	3	2	2		6	3	19	3	6
Urinary Tract	4	3	1	4	3	2	8	2	9	2	9
Non-Hodgkin's Lymphoma	1	4			1	2	6	5	11	3	14
Leukemia	6	5	5	2	1	3	5	2	6	1	10
Other Malignant Neoplasms	21	19	9	14	1	9	42	16	68	13	58
Diabetes Mellitus	15	16	10	4		4	12	15	56	5	28
Alzheimer's Disease	27	13	5	2	3	10	13	5	28	2	30
Major Cardiovascular Diseases	221	117	103	91	37	87	206	105	463	87	299
Diseases of the Heart	169	72	78	58	24	64	163	82	344	71	208
Hyp. Heart Dis. w/wo Renal Dis.	4	5	2	1					12		9
Ischemic Heart Disease	116	54	51	46	16	44	118	59	255	31	123
Other Diseases of the Heart	49	13	25	11	8	20	45	23	77	40	76
Hypertension/Hypertens. Renal Dis.	3	4	3	1	3	1		3	6	1	7
Cerebrovascular Diseases	43	35	17	27	8	21	40	18	101	13	74
Atherosclerosis	1	1		1					2		1
Other Dis. of Circulatory System	5	5	5	4	2	1	3	2	10	2	9
Influenza and Pneumonia	24	13	3	9	4	7	18	2	33	7	26
Chronic Lower Respiratory Diseases	26	20	7	12	5	10	22	17	87	12	72
Peptic Ulcer				1			5	1	2	1	2
Chronic Liver Disease and Cirrhosis	1	1		1	1		7	3	14	2	11
Nephritis/Nephrotic Syn./Nephrosis	11	2	3	1	3	6	9	2	12	9	20
Pregnancy, Childbirth and Puerperium											
Certain Conditions Orig. in Perinatal Per.	2	3	1	2	1	1		1	6		5
Congenital Malformations, etc.	1	3	1			2	3	2	5	1	3
Sudden Infant Death Syndrome		1	1					1	2		2
Symptoms, Signs and Lab. Findings	6				1		3	1	8		3
All Other Diseases	55	43	38	27	6	26	73	30	143	22	164
Motor Vehicle Accidents	14	6	1	13		1	18	7	19	5	14
All Accidents (except motor vehicle)	13	5	6	3	3	7	12	8	36	4	40
Intentional Self-Harm (Suicide)	5	2	2	3	1	2	11	2	25	1	9
Assault (Homicide)	1						2	1	5		3
All Other External Causes						1		1	4		3

## Cause of Death

**Table 20. Deaths by Underlying Cause of Death and County of Residence, Wisconsin 2001**

	Lafayette	Langlade	Lincoln	Manitowoc	Marathon	Marinette	Marquette	Menominee	Milwaukee	Monroe	Oconto
<b>Total Deaths, All Causes</b>	122	238	314	818	974	530	180	40	8,855	376	347
<b>Male</b>	67	139	150	393	496	264	92	24	4,194	208	195
<b>Female</b>	55	99	164	425	478	266	88	16	4,661	168	152
Tuberculosis									4		
Human Immunodeficiency Virus					3				44		
Malignant Neoplasms	30	56	85	170	245	114	49	11	1,939	87	93
Stomach	2	2	1	1	4	1	2		52	1	1
Colon, Rectum, Anus	2	6	5	14	27	13	4	1	188	11	13
Pancreas	3	3	5	17	14	5	1		106	2	5
Trachea, Bronchus and Lung	6	19	20	32	59	34	15	3	511	24	22
Breast	1	3	5	16	15	7	2	1	160	5	6
Cervix Uteri, Corpus Uteri, Ovary	1	1	4	11	8	7	1	1	86	3	5
Prostate	1	5	8	16	10	11	3	1	106	2	6
Urinary Tract	3	3	6	9	22	8	6		96	2	4
Non-Hodgkin's Lymphoma			5	11	13	1	2	1	75	6	2
Leukemia	1	1	7	5	14	3	3	2	84	4	4
Other Malignant Neoplasms	10	13	19	38	59	24	10	1	475	27	25
Diabetes Mellitus	3	7	3	10	32	21	10	1	249	10	15
Alzheimer's Disease	1	4	12	15	26	7	2		164	5	10
Major Cardiovascular Diseases	48	116	105	326	345	220	55	11	3,322	140	117
Diseases of the Heart	37	95	76	224	249	165	40	10	2,495	108	71
Hyp. Heart Dis. w/wo Renal Dis.	1	1		6	13	2	1		173	2	4
Ischemic Heart Disease	27	73	56	154	134	124	30	10	1,720	78	45
Other Diseases of the Heart	9	21	20	64	102	39	9		602	28	22
Hypertension/Hypertens. Renal Dis.	1		1	11	9	5	6		65	1	6
Cerebrovascular Diseases	6	15	21	74	73	41	7	1	616	28	31
Atherosclerosis	3	2	3	2	7	7	1		43	2	3
Other Diseases of Circulatory System	1	4	4	15	7	2	1		103	1	6
Influenza and Pneumonia	7	2	10	25	14	7	4	1	218	9	6
Chronic Lower Respiratory Diseases	9	4	15	44	55	49	11	1	423	33	27
Peptic Ulcer				4	2	1			13		
Chronic Liver Disease and Cirrhosis		1	2	6	6	6	2	1	88	2	6
Nephritis/Nephrotic Syn./Nephrosis	1	3	4	8	19	10	2		165	10	4
Pregnancy, Childbirth and Puerperium									2		1
Certain Conditions Orig. in Perinatal Per.				5	6				74	5	
Congenital Malformations, etc.	1	1	1	6	6	3		1	42	2	1
Sudden Infant Death Syndrome		1	1	1	1			1	26	1	
Symptoms, Signs and Lab. Findings	1		1	2	4	2	1		33	3	3
All Other Diseases	16	30	51	128	153	57	20	6	1,423	44	46
Motor Vehicle Accidents	3	5	11	14	13	12	6	5	68	4	11
All Accidents (except motor vehicle)	2	5	8	41	26	12	15		286	13	6
Intentional Self-Harm (Suicide)		3	5	10	14	8	3		119	7	1
Assault (Homicide)				2	3	1			140	1	
All Other External Causes				1	1			1	13		

## Cause of Death

**Table 20. Deaths by Underlying Cause of Death and County of Residence, Wisconsin 2001**

	Oneida	Outagamie	Ozaukee	Pepin	Pierce	Polk	Portage	Price	Racine	Richland	Rock
<b>Total Deaths, All Causes</b>	360	1,083	615	70	208	396	452	191	1,605	182	1,336
<b>Male</b>	182	531	316	30	107	186	229	94	807	90	663
<b>Female</b>	178	552	299	40	101	210	223	97	798	92	673
Tuberculosis						1					
Human Immunodeficiency Virus								1	3		1
Malignant Neoplasms	92	254	156	15	50	102	101	36	376	37	324
Stomach	1	4	2				4	2	5		7
Colon, Rectum, Anus	10	28	18	4	4	11	8	4	42	2	35
Pancreas	7	12	13	2	4	5	6	2	18	1	18
Trachea, Bronchus and Lung	28	62	45	2	16	24	30	9	111	14	88
Breast	5	17	14	2	5	12	9	3	19	3	29
Cervix Uteri, Corpus Uteri, Ovary	2	8	7	1	1	3	4	1	18		9
Prostate	5	15	10		2	3	4	4	18	1	18
Urinary Tract	5	12	8	1	1	7	2		12	1	18
Non-Hodgkin's Lymphoma	9	8	6		2	6	4	1	14	2	16
Leukemia	3	13	4		3	9	4		14	1	10
Other Malignant Neoplasms	17	75	29	3	12	22	26	10	105	12	76
Diabetes Mellitus	8	30	14	1	8	17	6	4	45		28
Alzheimer's Disease	6	38	22	1	3	15	16	7	65		43
Major Cardiovascular Diseases	156	399	230	29	76	140	169	89	589	72	472
Diseases of the Heart	110	300	155	19	58	82	127	58	414	48	342
Hyp. Heart Dis. w/wo Renal Dis.	2	3	3		2	1	1	1	6		9
Ischemic Heart Disease	74	202	107	14	37	58	76	38	290	30	225
Other Diseases of the Heart	34	95	45	5	19	23	50	19	118	18	108
Hypertension/Hypertens. Renal Dis.	2	4	1		5	5			8		15
Cerebrovascular Diseases	33	76	57	9	12	47	30	23	139	21	83
Atherosclerosis	4	2	10	1			1	3	7	3	5
Other Diseases of Circulatory Sys.	7	17	7		1	6	11	5	21		27
Influenza and Pneumonia	7	31	18	4	4	15	10	2	32	6	51
Chronic Lower Respiratory Diseases	8	47	27	5	7	14	25	7	81	15	84
Peptic Ulcer		1	2				1				1
Chronic Liver Disease and Cirrhosis	2	15	12		1		6		14		16
Nephritis/Nephrotic Syn./Nephrosis	3	20	4		1	9	10	1	28	2	21
Pregnancy, Childbirth and Puerperium											
Certain Conditions Orig. in Perinatal Per.		7	2			6	1		14	3	7
Congenital Malformations, etc.	1	6	2		2	2	2		10	1	7
Sudden Infant Death Syndrome		2				1	2	1	6		1
Symptoms, Signs and Lab. Findings		8	1			1	5		4	1	10
All Other Diseases	50	158	89	11	40	48	67	25	247	29	197
Motor Vehicle Accidents	11	21	8	3	11	17	9	4	27	5	27
All Accidents (except motor vehicle)	10	27	17		2	5	17	7	42	10	21
Intentional Self-Harm (Suicide)	5	16	10	1	3	2	2	6	13	1	22
Assault (Homicide)		2	1				1	1	7		2
All Other External Causes	1	1				1	2		2		1

## Cause of Death

**Table 20. Deaths by Underlying Cause of Death and County of Residence, Wisconsin 2001**

	Rusk	St. Croix	Sauk	Sawyer	Shawano	Sheboygan	Taylor	Trempealeau	Vernon	Vilas	Walworth
<b>Total Deaths, All Causes</b>	212	424	545	212	431	1,008	192	321	335	264	787
<b>Male</b>	116	202	292	114	214	488	104	151	165	139	368
<b>Female</b>	96	222	253	98	217	520	88	170	170	125	419
Tuberculosis											
Human Immunodeficiency Virus											
Malignant Neoplasms	40	115	129	45	94	223	46	70	67	81	178
Stomach	1	4	2		5	2	1	2			4
Colon, Rectum, Anus	3	14	6	5	14	39	3	16	7	6	23
Pancreas	2	6	7	3	3	18	3	4	4	5	10
Trachea, Bronchus and Lung	11	25	28	15	21	50	9	8	14	26	42
Breast	1	5	12	1	4	12	3	3	8	8	9
Cervix Uteri, Corpus Uteri, Ovary	1	6	2	1	3	10	5	6	1	4	11
Prostate	3	6	7	1	6	12	4	5	4	3	11
Urinary Tract	2	6	7	2	4	10	4	1	4	4	13
Non-Hodgkin's Lymphoma	1	2	6	1	3	7	1	3	4	2	10
Leukemia	1	4	4	1	3	10	2	1	3	2	6
Other Malignant Neoplasms	14	37	48	15	28	53	11	21	18	21	39
Diabetes Mellitus	8	10	16	3	25	24	3	15	10	7	23
Alzheimer's Disease	10	14	21	5	12	20	3	11	10	4	32
Major Cardiovascular Diseases	81	166	210	77	194	412	77	123	153	97	315
Diseases of the Heart	59	123	157	56	158	306	59	88	109	72	233
Hyp. Heart Dis. w/wo Renal Dis.		2	1			8	5	1	2		4
Ischemic Heart Disease	41	81	114	43	130	196	43	69	77	55	162
Other Diseases of the Heart	18	40	42	13	28	102	11	18	30	17	67
Hypertension/Hypertens. Renal Dis.	1	4	2		4	5	2		1	1	5
Cerebrovascular Diseases	10	32	39	20	21	84	11	29	37	19	66
Atherosclerosis	5	2			4	5	1		2		1
Other Diseases of Circulatory Sys.	6	5	12	1	7	12	4	6	4	5	10
Influenza and Pneumonia	6	9	28	4	8	25	4	8	4	3	18
Chronic Lower Respiratory Diseases	15	18	22	9	10	47	9	20	13	10	44
Peptic Ulcer			1	1			1		2	1	2
Chronic Liver Disease and Cirrhosis	3	2	5	4	2	7	2	1	1	2	7
Nephritis/Nephrotic Syn./Nephrosis	7	11	6	4	7	16	1	6	6	3	10
Pregnancy, Childbirth and Puerperium											
Certain Conditions Orig. in Perinatal Per.	1	2	3		1	3					7
Congenital Malformations, etc.	2	2	3		1	7	1	1	3	2	4
Sudden Infant Death Syndrome		1		1	1	1			1	1	2
Symptoms, Signs and Lab. Findings		4	2	1	1	2		2	2	2	4
All Other Diseases	26	54	57	37	53	168	27	47	42	32	103
Motor Vehicle Accidents	6	7	16	9	10	18	4	8	3	9	14
All Accidents (except motor vehicle)	4	6	9	7	5	19	5	6	12	4	15
Intentional Self-Harm (Suicide)	3	3	16	5	5	13	7	3	5	4	7
Assault (Homicide)			1		1	3	2		1	2	1
All Other External Causes					1						1

## Cause of Death

**Table 20. Deaths by Underlying Cause of Death and County of Residence, Wisconsin 2001**

	Washburn	Washington	Waukesha	Waupaca	Waushara	Winnebago	Wood
<b>Total Deaths, All Causes</b>	187	827	2,665	684	282	1,270	663
<b>Male</b>	85	417	1,241	354	130	601	298
<b>Female</b>	102	410	1,424	329	152	669	365
Tuberculosis			1				
Human Immunodeficiency Virus	1		1			1	
Malignant Neoplasms	46	216	645	139	77	306	147
Stomach		6	10	3		7	2
Colon, Rectum, Anus	5	23	68	14	6	36	12
Pancreas	3	14	43	7	3	11	6
Trachea, Bronchus and Lung	11	58	166	32	15	90	43
Breast	2	12	57	7	8	22	14
Cervix Uteri, Corpus Uteri, Ovary	1	9	29	9	8	15	5
Prostate	4	12	31	14	5	19	7
Urinary Tract	3	17	27	3	8	16	2
Non-Hodgkin's Lymphoma	2	11	35	3	1	12	6
Leukemia	1	13	33	8	4	16	9
Other Malignant Neoplasms	14	41	146	39	19	62	41
Diabetes Mellitus	3	19	67	17	9	38	26
Alzheimer's Disease	5	20	66	21	2	49	20
Major Cardiovascular Diseases	84	309	985	281	116	478	250
Diseases of the Heart	59	225	731	203	93	337	176
Hyp. Heart Dis. w/wo Renal Dis.	1	7	21	2		37	5
Ischemic Heart Disease	50	155	522	162	68	208	111
Other Diseases of the Heart	8	63	188	39	25	92	60
Hypertension/Hypertens. Renal Dis.	1	2	15		1	12	3
Cerebrovascular Diseases	22	69	198	56	18	95	42
Atherosclerosis		1	13	9		8	12
Other Diseases of Circulatory System	2	12	28	13	4	26	17
Influenza and Pneumonia	6	25	88	14	7	28	15
Chronic Lower Respiratory Diseases	4	41	141	48	6	52	35
Peptic Ulcer		1	5		1	5	1
Chronic Liver Disease and Cirrhosis	2	2	18	6	1	9	6
Nephritis/Nephrotic Syn./Nephrosis	2	14	59	13	4	24	11
Pregnancy, Childbirth and Puerperium							
Certain Conditions Orig. in Perinatal Per.	1	4	6	3		5	2
Congenital Malformations, etc.		3	9	2		6	1
Sudden Infant Death Syndrome			3			3	
Symptoms, Signs and Lab. Findings	3	2	9	2		6	1
All Other Diseases	21	111	391	99	40	202	112
Motor Vehicle Accidents	2	22	32	13	11	13	16
All Accidents (except motor vehicle)	5	27	102	18	5	25	17
Intentional Self-Harm (Suicide)		11	32	8	2	18	3
Assault (Homicide)	2		2		1	1	
All Other External Causes			3			1	

Source: Bureau of Health Information, Division of Health Care Financing, Department of Health and Family Services.

Notes: For the ICD-10 codes used for cause-of-death groupings, see Technical Notes, page 81. Total includes one record from Waupaca County where sex is unknown.

**Cause of Death**

**Table 21. Deaths by Specific Underlying Cause, Wisconsin 2001**

	<b>Total</b>	<b>Male</b>	<b>Female</b>
	<b>46,537</b>	<b>22,724</b>	<b>23,812</b>
<b>I. Certain Infectious and Parasitic Diseases (A00-B99)</b>	<b>662</b>	<b>345</b>	<b>317</b>
<b>Intestinal Infectious Diseases (A01-A09)</b>	<b>26</b>	<b>10</b>	<b>16</b>
A02 Other Salmonella Infections .....	1	1	
A04 Other Bacterial Intestinal Infections .....	23	7	16
A08 Viral and Other Specified Intestinal Infections .....	2	2	
<b>Tuberculosis (A15-A19)</b>	<b>7</b>	<b>5</b>	<b>2</b>
A16 Respiratory Tuberculosis, Not Confirmed Bacteriologically or Histologically.....	5	4	1
A19 Miliary Tuberculosis.....	2	1	1
<b>Other Bacterial Diseases (A30-A49)</b>	<b>444</b>	<b>200</b>	<b>244</b>
A31 Infection Due to Other Mycobacteria.....	12	4	8
A32 Listeriosis.....	1	1	
A37 Whooping Cough .....	1		1
A39 Meningococcal Infection .....	3	1	2
A40 Streptococcal Septicemia.....	9	4	5
A41 Other Septicemia .....	400	181	219
A42 Actinomycosis .....	1	1	
A43 Nocardiosis.....	1	1	
A48 Other Bacterial Diseases, NEC.....	3		3
A49 Bacterial Infection of Unspecified Site.....	13	7	6
<b>Rickettsioses (A75-A79)</b>	<b>2</b>	<b>1</b>	<b>1</b>
A79 Other Rickettsioses.....	2	1	1
<b>Viral Infections of the Central Nervous System (A80-A89)</b>	<b>5</b>	<b>2</b>	<b>3</b>
A81 Slow Virus Infections of Central Nervous System.....	4	1	3
A86 Unspecified Viral Encephalitis.....	1	1	
<b>Viral Infect. Characterized by Skin &amp; Mucous Membrane Lesions (B00-B09)</b>	<b>9</b>	<b>3</b>	<b>6</b>
B00 Herpesviral (Herpes Simplex) Infections .....	6	2	4
B02 Zoster (Herpes Zoster).....	3	1	2
<b>Viral Hepatitis (B15-B19)</b>	<b>34</b>	<b>24</b>	<b>10</b>
B15 Acute Hepatitis A .....	3	3	
B16 Acute Hepatitis B .....	5	4	1
B17 Other Acute Viral Hepatitis.....	20	15	5
B18 Chronic Viral Hepatitis.....	6	2	4
<b>Human Immunodeficiency Virus (HIV) Disease (B20-B24)</b>	<b>73</b>	<b>66</b>	<b>7</b>
B20 HIV Disease Resulting in Infectious and Parasitic Diseases.....	25	22	3
B21 HIV Disease Resulting in Malignant Neoplasms .....	6	6	
B22 HIV Disease Resulting in Other Specified Diseases .....	8	7	1
B23 HIV Disease Resulting in Other Conditions.....	18	16	2
B24 Unspecified HIV Disease .....	16	15	1
<b>Other Viral Diseases (B25-B34)</b>	<b>15</b>	<b>11</b>	<b>4</b>
B25 Cytomegaloviral Disease .....	1	1	
B33 Other Viral Diseases, NEC.....	1	1	
B34 Viral Infection of Unspecified Site.....	13	9	4
<b>Mycoses (B35-B49)</b>	<b>16</b>	<b>5</b>	<b>11</b>
B37 Candidiasis .....	3	2	1
B40 Blastomycosis .....	10	3	7
B44 Aspergillosis .....	2		2
B45 Cryptococcosis .....	1		1



**Cause of Death**

**Table 21. Deaths by Specific Underlying Cause, Wisconsin 2001**

	<b>Total</b>	<b>Male</b>	<b>Female</b>
<b>Protozoal Diseases (B50-B64)</b>	<b>3</b>	<b>1</b>	<b>2</b>
B59 Pneumocystosis.....	3	1	2
<b>Helminthiases (B65-B83)</b>	<b>1</b>	<b>1</b>	
B76 Hookworm Diseases.....	1	1	
<b>Sequelae of Infectious and Parasitic Diseases (B90-B94)</b>	<b>25</b>	<b>15</b>	<b>10</b>
B90 Sequelae of Tuberculosis.....	2	1	1
B91 Sequelae of Poliomyelitis.....	6	5	1
B94 Sequelae of Other and Unspecified Infectious & Parasitic Diseases.....	17	9	8
<b>Other Infectious Diseases (B99)</b>	<b>2</b>	<b>1</b>	<b>1</b>
B99 Other and Unspecified Infectious Diseases.....	2	1	1
<b>II. Neoplasms (C00-D48)</b>	<b>11,105</b>	<b>5,762</b>	<b>5,343</b>
<b>Malignant Neoplasms of Lip, Oral Cavity and Pharynx (C00-C14)</b>	<b>146</b>	<b>95</b>	<b>51</b>
C01 Base of Tongue.....	3	1	2
C02 Other and Unspecified Parts of Tongue.....	24	15	9
C03 Gum.....	1		1
C04 Floor of Mouth.....	5	3	2
C05 Palate.....	4	3	1
C06 Other and Unspecified Parts of Mouth.....	24	11	13
C07 Parotid Gland.....	9	5	4
C08 Other and Unspecified Major Salivary Glands.....	8	7	1
C09 Tonsil.....	11	11	
C10 Oropharynx.....	12	9	3
C11 Nasopharynx.....	10	4	6
C12 Pyriform Sinus.....	3	2	1
C13 Hypopharynx.....	2	1	1
C14 Other and Ill-Defined Sites.....	30	23	7
<b>Malignant Neoplasms of Digestive Organs (C15-C26)</b>	<b>2,647</b>	<b>1,454</b>	<b>1,193</b>
C15 Esophagus.....	309	250	59
C16 Stomach.....	218	128	90
C17 Small Intestine.....	28	15	13
C18 Colon.....	927	469	458
C19 Rectosigmoid Junction.....	54	33	21
C20 Rectum.....	137	77	60
C21 Anus and Anal Canal.....	8	2	6
C22 Liver and Intrahepatic Bile Ducts.....	238	161	77
C23 Gallbladder.....	40	6	34
C24 Other and Unspecified Parts of Biliary Tract.....	39	19	20
C25 Pancreas.....	624	287	337
C26 Other and Ill-Defined Digestive Organs.....	25	7	18
<b>Malignant Neoplasms of Respiratory and Intrathoracic Organs (C30-C39)</b>	<b>2,837</b>	<b>1,619</b>	<b>1,218</b>
C30 Nasal Cavity and Middle Ear.....	2	1	1
C31 Accessory Sinuses.....	9	5	4
C32 Larynx.....	75	56	19
C33 Trachea.....	4	3	1
C34 Bronchus and Lung.....	2,734	1,548	1,186
C37 Thymus.....	5	3	2
C38 Heart, Mediastinum and Pleura.....	6	2	4
C39 Other and Ill-Defined Respiratory Sites in Resp. System and Intrathoracic Organs....	2	1	1

**Cause of Death**

**Table 21. Deaths by Specific Underlying Cause, Wisconsin 2001**

	<b>Total</b>	<b>Male</b>	<b>Female</b>
<b>Malignant Neoplasms of Bone and Articular Cartilage (C40-C41)</b>	<b>24</b>	<b>14</b>	<b>10</b>
C40 Bone and Articular Cartilage of Limbs .....	3	2	1
C41 Bone and Articular Cartilage of Other and Unspecified Sites .....	21	12	9
<b>Melanoma and Other Malignant Neoplasms of Skin (C43-C44)</b>	<b>204</b>	<b>134</b>	<b>70</b>
C43 Malignant Melanoma of Skin.....	148	95	53
C44 Other Malignant Neoplasms of Skin.....	56	39	17
<b>Malignant Neoplasms of Mesothelial and Soft Tissue (C45-C49)</b>	<b>161</b>	<b>86</b>	<b>75</b>
C45 Mesothelioma .....	65	51	14
C47 Peripheral Nerves and Autonomic Nervous System .....	4	2	2
C48 Retroperitoneum and Peritoneum.....	21	1	20
C49 Other Connective and Soft Tissue.....	71	32	39
<b>Malignant Neoplasm of Breast (C50)</b>	<b>827</b>	<b>8</b>	<b>819</b>
C50 Breast.....	827	8	819
<b>Malignant Neoplasm of Female Genital Organs (C51-C58)</b>	<b>509</b>		<b>509</b>
C51 Vulva .....	21		21
C52 Vagina .....	8		8
C53 Cervix Uteri.....	54		54
C54 Corpus Uteri .....	77		77
C55 Uterus, Part Unspecified .....	73		73
C56 Ovary.....	262		262
C57 Other and Unspecified Female Genital Organs.....	14		14
<b>Malignant Neoplasm of Male Genital Organs (C60-C63)</b>	<b>637</b>	<b>637</b>	
C60 Penis .....	3	3	
C61 Prostate.....	628	628	
C62 Testis .....	5	5	
C63 Other and Unspecified Male Genital Organs .....	1	1	
<b>Malignant Neoplasm of Urinary Tract (C64-C68)</b>	<b>536</b>	<b>351</b>	<b>185</b>
C64 Kidney, Except Renal Pelvis .....	236	155	81
C65 Renal Pelvis.....	5	2	3
C66 Ureter.....	3	1	2
C67 Bladder .....	285	190	95
C68 Other and Unspecified Urinary Organs.....	7	3	4
<b>Malig. Neo. of Eye, Brain &amp; Other Parts of Central Nervous Sys. (C69-C72)</b>	<b>273</b>	<b>157</b>	<b>116</b>
C69 Eye and Adnexa .....	10	4	6
C70 Meninges .....	2		2
C71 Brain.....	260	152	108
C72 Spinal Cord, Cranial Nerves and Other Parts of Central Nervous System.....	1	1	
<b>Malignant Neoplasms of Thyroid and Other Endocrine Glands (C73-C75)</b>	<b>41</b>	<b>17</b>	<b>24</b>
C73 Malignant Neoplasm of Thyroid Gland .....	26	11	15
C74 Malignant Neoplasm of Adrenal Gland .....	11	5	6
C75 Malignant Neoplasm of Other Endocrine Glands and Related Structures .....	4	1	3
<b>Malignant Neoplasm of Ill-Defined, Secondary and Unspec. Sites (C76-C80)</b>	<b>692</b>	<b>329</b>	<b>363</b>
C76 Other and Ill-Defined Sites.....	71	38	33
C77 Secondary and Unspecified Malignant Neoplasm of Lymph Nodes.....	2	1	1
C78 Secondary Malignant Neoplasm of Respiratory and Digestive Organs .....	62	22	40
C79 Secondary Malignant Neoplasm of Other Sites .....	42	26	16
C80 Without Specification of Site .....	515	242	273
<b>Malignant Neop. of Lymphoid, Haematopoietic &amp; Related Tissue (C81-C96)</b>	<b>1,131</b>	<b>619</b>	<b>512</b>
C81 Hodgkin's Disease .....	23	10	13

**Cause of Death**

**Table 21. Deaths by Specific Underlying Cause, Wisconsin 2001**

	<b>Total</b>	<b>Male</b>	<b>Female</b>
C82 Follicular (Nodular) Non-Hodgkin's Lymphoma.....	8	5	3
C83 Diffuse Non-Hodgkin's Lymphoma.....	49	29	20
C84 Peripheral & Cutaneous T-Cell Lymphomas.....	14	6	8
C85 Other and Unspecified Types of Non-Hodgkin's Lymphoma.....	367	206	161
C88 Malignant Immunoproliferative Diseases.....	12	8	4
C90 Multiple Myeloma & Malignant Plasma Cell Neoplasms.....	177	86	91
C91 Lymphoid Leukemia.....	146	74	72
C92 Myeloid Leukemia.....	223	124	99
C93 Monocytic Leukemia.....	3	1	2
C94 Other Leukemias of Specified Cell Type.....	3	1	2
C95 Leukemia of Unspecified Cell Type.....	105	69	36
C96 Oth. & Unspec. Malig. Neop. Of Lymphoid, Hematopoietic & Related Tissue.....	1		1
<b>Malignant Neoplasms of Independent (Primary) Multiple Sites (C97)</b>	<b>87</b>	<b>58</b>	<b>29</b>
C97 Independent (Primary) Multiple Sites.....	87	58	29
<b>In-Situ Neoplasms (D00-D09)</b>	<b>2</b>	<b>1</b>	<b>1</b>
D01 Carcinoma in Situ of Other and Unspecified Digestive Organs.....	1	1	
D05 Carcinoma in Situ of Breast.....	1		1
<b>Benign Neoplasms (D10-D36)</b>	<b>37</b>	<b>20</b>	<b>17</b>
D12 Benign Neoplasm of Colon, Rectum, Anus and Anal Canal.....	3	1	2
D13 Benign Neoplasm of Other and Ill-Defined Parts of Digestive System.....	3	2	1
D15 Benign Neoplasm of Other and Unspecified Intrathoracic Organs.....	5	4	1
D16 Benign Neoplasm of Bone and Articular Cartilage.....	1		1
D18 Hemangioma and Lymphangioma, Any Site.....	1	1	
D21 Other Benign Neoplasms of Connective and Other Soft Tissue.....	1		1
D27 Benign Neoplasm of Ovary.....	1		1
D32 Benign Neoplasm of Meninges.....	17	9	8
D33 Benign Neoplasm of Brain and Other Parts of Central Nervous System.....	3	2	1
D35 Benign Neoplasm of Other & Unspecified Endocrine Glands.....	2	1	1
<b>Neoplasms of Uncertain or Unknown Behavior (D37-D48)</b>	<b>314</b>	<b>163</b>	<b>151</b>
D37 Oral Cavity and Digestive Organs.....	14	5	9
D38 Middle Ear and Respiratory and Intrathoracic Organs.....	8	4	4
D41 Urinary Organs.....	4	1	3
D42 Meninges.....	1		1
D43 Brain and Central Nervous System.....	73	39	34
D44 Endocrine Glands.....	3	1	2
D45 Polycythemia Vera.....	13	4	9
D46 Myelodysplastic Syndromes.....	140	82	58
D47 Lymphoid, Hematopoietic and Related Tissue.....	40	18	22
D48 Other and Unspecified Sites.....	18	9	9
<b>III. Diseases of Blood and Blood-Forming Organs and Certain Disorders</b>			
<b>Involving the Immune Mechanisms (D50-D89)</b>	<b>167</b>	<b>77</b>	<b>90</b>
<b>Nutritional Anemias (D50-D53)</b>	<b>9</b>		<b>9</b>
D50 Iron Deficiency Anemia.....	4		4
D51 Vitamin B12 Deficiency Anemia.....	2		2
D53 Other Nutritional Anemias.....	3		3
<b>Hemolytic Anemias (D55-D59)</b>	<b>12</b>	<b>5</b>	<b>7</b>
D57 Sickle-Cell Disorders.....	2	1	1
D58 Other Hereditary Hemolytic Anemias.....	4	1	3
D59 Acquired Hemolytic Anemia.....	6	3	3

**Cause of Death**

**Table 21. Deaths by Specific Underlying Cause, Wisconsin 2001**

	<b>Total</b>	<b>Male</b>	<b>Female</b>
<b>Aplastic and Other Anemias (D60-D64)</b>	<b>59</b>	<b>27</b>	<b>32</b>
D61 Other Aplastic Anemias.....	26	15	11
D64 Other Anemias.....	33	12	21
<b>Coagulation Defects, Purpura &amp; Other Hemorrhagic Conditions (D65-D69)</b>	<b>49</b>	<b>27</b>	<b>22</b>
D65 Disseminated Intravascular Coagulation (Defibrination Syndrome).....	9	2	7
D66 Hereditary Factor VIII Deficiency.....	1	1	
D68 Other Coagulation Defects.....	17	13	4
D69 Purpura and Other Hemorrhagic Conditions.....	22	11	11
<b>Other Diseases of Blood and Blood-Forming Organs (D70-D77)</b>	<b>15</b>	<b>4</b>	<b>11</b>
D70 Agranulocytosis.....	7		7
D72 Other Disorders of White Blood Cells.....	2		2
D73 Diseases of Spleen.....	3	1	2
D75 Other Diseases of Blood and Blood-Forming Organs.....	3	3	
<b>Certain Disorders Involving the Immune Mechanism (D80-D89)</b>	<b>23</b>	<b>14</b>	<b>9</b>
D80 Immunodeficiency with Predominantly Antibody Defects.....	1	1	
D84 Other Immunodeficiencies.....	8	5	3
D86 Sarcoidosis.....	11	7	4
D89 Other Disorders Involving the Immune Mechanism, NEC.....	3	1	2
<b>IV. Endocrine, Nutritional and Metabolic Diseases (E00-E90)</b>	<b>1,841</b>	<b>847</b>	<b>994</b>
<b>Disorders of Thyroid Gland (E00-E07)</b>	<b>29</b>	<b>8</b>	<b>21</b>
E03 Other Hypothyroidism.....	22	8	14
E04 Other Nontoxic Goitre.....	1		1
E05 Thyrotoxicosis (Hyperthyroidism).....	4		4
E06 Thyroiditis.....	1		1
E07 Other Disorders of Thyroid.....	1		1
<b>Diabetes Mellitus (E10-E14)</b>	<b>1,334</b>	<b>662</b>	<b>672</b>
E10 Insulin-Dependent Diabetes Mellitus.....	127	62	65
E11 Non-Insulin-Dependent Diabetes Mellitus.....	303	157	146
E14 Unspecified Diabetes Mellitus.....	904	443	461
<b>Other Dis. of Glucose Regulation &amp; Pancreatic Internal Secretion (E15-E16)</b>	<b>6</b>	<b>3</b>	<b>3</b>
E16 Other Disorders of Pancreatic Internal Secretion.....	6	3	3
<b>Disorders of Other Endocrine Glands (E20-E35)</b>	<b>14</b>	<b>7</b>	<b>7</b>
E21 Hyperparathyroidism and Other Disorders of Parathyroid Gland.....	2		2
E22 Hyperfunction of Pituitary Gland.....	3	2	1
E23 Hypofunction and Other Disorders of Pituitary Gland.....	4	2	2
E27 Other Disorders of Adrenal Gland.....	5	3	2
<b>Malnutrition (E40-E46)</b>	<b>66</b>	<b>18</b>	<b>48</b>
E41 Nutritional Marasmus.....	3		3
E43 Unspecified Severe Protein-Energy Malnutrition.....	4	1	3
E45 Retarded Development Following Protein-Energy Malnutrition.....	3	1	2
E46 Unspecified Protein-Energy Malnutrition.....	56	16	40
<b>Other Nutritional Deficiencies (E50-E64)</b>	<b>9</b>	<b>1</b>	<b>8</b>
E53 Deficiency of Other B Group Vitamins.....	2	1	1
E63 Other Nutritional Deficiencies.....	5		5
E64 Sequelae of Malnutrition and Other Nutritional Deficiencies.....	2		2
<b>Obesity and Other Hyperalimentation (E65-E68)</b>	<b>68</b>	<b>25</b>	<b>43</b>
E66 Obesity.....	68	25	43
<b>Metabolic Disorders (E70-E90)</b>	<b>315</b>	<b>123</b>	<b>192</b>
E72 Other Disorders of Amino-Acid Metabolism.....	2	2	

**Cause of Death**

**Table 21. Deaths by Specific Underlying Cause, Wisconsin 2001**

	<b>Total</b>	<b>Male</b>	<b>Female</b>
E74 Other Disorders of Carbohydrate Metabolism .....	2		2
E75 Disorders of Sphingolipid Metabolism & Other Lipid Storage Disorders .....	4	1	3
E78 Disorders of Lipoprotein Metabolism and Other Lipidaemias .....	72	41	31
E83 Disorders of Mineral Metabolism .....	9	5	4
E84 Cystic Fibrosis.....	11	2	9
E85 Amyloidosis.....	24	15	9
E86 Volume Depletion .....	121	32	89
E87 Other Disorders of Fluid, Electrolyte and Acid-Base Balance.....	58	21	37
E88 Other Metabolic Disorders .....	12	4	8
<b>V. Mental, Behavioral Disorders (F00-F99)</b>	<b>1,498</b>	<b>553</b>	<b>945</b>
<b>Organic, Including Symptomatic, Mental Disorders (F00-F09)</b>	<b>1,228</b>	<b>368</b>	<b>860</b>
F01 Vascular Dementia .....	9	4	5
F03 Unspecified Dementia .....	1,156	341	815
F05 Delirium, Not Induced by Alcohol and Other Psychoactive Substances .....	4	2	2
F06 Other Mental Dis. Due to Brain Damage & Dysfunction & to Physical Disease. ....	59	21	38
<b>Mental &amp; Behavioral Dis. Due to Psychoactive Substance Use (F10-F19)</b>	<b>200</b>	<b>153</b>	<b>47</b>
F10 Use of Alcohol .....	170	132	38
F11 Use of Opioids.....	1		1
F14 Use of Cocaine .....	13	10	3
F16 Use of Hallucinogens .....	1		1
F17 Use of Tobacco .....	12	9	3
F18 Use of Volatile Solvents.....	1	1	
F19 Multiple Drug Use & Use of Other Psychoactive Substances .....	2	1	1
<b>Schizophrenia, Schizotypal and Delusional Disorders (F20-F29)</b>	<b>10</b>	<b>5</b>	<b>5</b>
F20 Schizophrenia .....	7	4	3
F22 Persistent Delusional Disorders .....	1	1	
F29 Unspecified Nonorganic Psychosis .....	2		2
<b>Mood (Affective) Disorders (F30-F39)</b>	<b>34</b>	<b>15</b>	<b>19</b>
F30 Manic Episode.....	1	1	
F31 Bipolar Affective Disorder.....	4	1	3
F32 Depressive Episodes.....	29	13	16
<b>Behav. Syndr. Assoc. w/ Physiological Disturb. &amp; Phys. Factors (F50-F59)</b>	<b>12</b>	<b>4</b>	<b>8</b>
F50 Eating Disorders.....	8	3	5
F54 Psych. & Behav. Factors Assoc. with Disorders or Diseases Classified Elsewhere ...	3	1	2
F55 Abuse of Non-Dependence-Producing Substances.....	1		1
<b>Mental Retardation (F70-F79)</b>	<b>12</b>	<b>7</b>	<b>5</b>
F72 Severe Mental Retardation .....	4	2	2
F73 Profound Mental Retardation .....	1	1	
F79 Unspecified Mental Retardation.....	7	4	3
<b>Disorders of Psychological Development (F80-F89)</b>	<b>2</b>	<b>1</b>	<b>1</b>
F82 Specific Developmental Disorder of Motor Function .....	1		1
F84 Pervasive Deelopmental Disorders .....	1	1	
<b>VI. Diseases of the Nervous System (G00-G99)</b>	<b>2,217</b>	<b>841</b>	<b>1,376</b>
<b>Inflammatory Diseases of the Central Nervous System (G00-G09)</b>	<b>27</b>	<b>11</b>	<b>16</b>
G00 Bacterial Meningitis, Not Elsewhere Classified.....	9	2	7
G03 Meningitis Due to Other and Unspecified Causes .....	5	2	3

**Cause of Death**

**Table 21. Deaths by Specific Underlying Cause, Wisconsin 2001**

	<b>Total</b>	<b>Male</b>	<b>Female</b>
G04 Encephalitis, Myelitis and Encephalomyelitis.....	7	3	4
G06 Intracranial and Intraspinal Abscess and Granuloma.....	4	2	2
G09 Sequelae of Inflammatory Diseases of Central Nervous System.....	2	2	
<b>Systemic Atrophies Primarily Affect. the Central Nervous Sys. (G10-G13)</b>	<b>180</b>	<b>88</b>	<b>92</b>
G10 Huntington’s Disease.....	20	6	14
G11 Hereditary Ataxia.....	6	3	3
G12 Spinal Muscular Atrophy and Related Syndromes.....	154	79	75
<b>Extrapyramidal and Movement Disorders (G20-G26)</b>	<b>391</b>	<b>230</b>	<b>161</b>
G20 Parkinson’s Disease.....	382	227	155
G23 Other Degenerative Diseases of the Basal Ganglia.....	6	1	5
G24 Dystonia.....	1		1
G25 Other Extrapyramidal and Movement Disorders.....	2	2	
<b>Other Degenerative Diseases of the Nervous System (G30-G32)</b>	<b>1,304</b>	<b>368</b>	<b>936</b>
G30 Alzheimer’s Disease.....	1,267	348	919
G31 Other Degenerative Diseases of Nervous System, Not Classified Elsewhere.....	37	20	17
<b>Demyelinating Diseases of the Central Nervous System (G35-G37)</b>	<b>102</b>	<b>33</b>	<b>69</b>
G35 Multiple Sclerosis.....	98	29	69
G37 Other Demyelinating Diseases of Central Nervous System.....	4	4	
<b>Episodic and Paroxysmal Disorders (G40-G47)</b>	<b>31</b>	<b>16</b>	<b>15</b>
G40 Epilepsy.....	14	6	8
G41 Status Epilepticus.....	9	5	4
G43 Migraine.....	1		1
G45 Transient Cerebral Ischaemic Attacks and Related Syndromes.....	3	1	2
G47 Sleep Disorders.....	4	4	
<b>Nerve, Nerve Root and Plexus Disorders (G50-G59)</b>	<b>1</b>	<b>1</b>	
G58 Other Mononeuropathies.....	1	1	
<b>Polyneuropathies &amp; Oth. Dis. of Peripheral Nervous System (G60-G64)</b>	<b>12</b>	<b>5</b>	<b>7</b>
G60 Hereditary and Idiopathic Neuropathy.....	2		2
G61 Inflammatory Polyneuropathy.....	4	3	1
G62 Other Polyneuropathies.....	6	2	4
<b>Diseases of Myoneural Junction and Muscle (G70-G73)</b>	<b>32</b>	<b>17</b>	<b>15</b>
G70 Myasthenia Gravis and Other Myoneural Disorders.....	9	3	6
G71 Primary Disorders of Muscles.....	23	14	9
<b>Cerebral Palsy and Other Paralytic Syndromes (G80-G83)</b>	<b>33</b>	<b>23</b>	<b>10</b>
G80 Infantile Cerebral Palsy.....	22	15	7
G81 Hemiplegia.....	2	2	
G82 Paraplegia and Tetraplegia.....	9	6	3
<b>Other Disorders of the Central Nervous System (G90-G99)</b>	<b>104</b>	<b>49</b>	<b>55</b>
G90 Disorders of Autonomic Nervous System.....	6	5	1
G91 Hydrocephalus.....	12	4	8
G93 Other Disorders of Brain.....	77	36	41
G95 Other Disorders of Spinal Cord.....	5	2	3
G96 Other Disorders of Central Nervous System.....	1	1	
G98 Other Disorders of Nervous System, Not Elsewhere Classified.....	3	1	2
VII. Diseases of the Eye and Adnexa	0	0	0
VIII. Diseases of the Ear and Mastoid Process	2		2
<b>Diseases of Middle Ear and Mastoid (H65-H75)</b>	<b>2</b>		<b>2</b>
H66 Suppurative and Unspecified Otitis Media.....	1		1
H70 Mastoiditis and Related Conditions.....	1		1

**Cause of Death**

**Table 21. Deaths by Specific Underlying Cause, Wisconsin 2001**

	<b>Total</b>	<b>Male</b>	<b>Female</b>
<b>IX. Diseases of the Circulatory System (I00-I99)</b>	<b>17,836</b>	<b>8,433</b>	<b>9,403</b>
<b>Chronic Rheumatic Heart Diseases (I05-I09)</b>	<b>57</b>	<b>19</b>	<b>38</b>
I05 Rheumatic Mitral Valve Diseases.....	29	9	20
I06 Rheumatic Aortic Valve Diseases .....	1	1	
I07 Rheumatic Tricuspid Valve Diseases .....	2	1	1
I08 Multiple Valve Diseases .....	8	1	7
I09 Other Rheumatic Heart Diseases .....	17	7	10
<b>Hypertensive Diseases (I10-I15)</b>	<b>740</b>	<b>275</b>	<b>465</b>
I10 Essential (Primary) Hypertension .....	177	61	116
I11 Hypertensive Heart Disease .....	403	146	257
I12 Hypertensive Renal Disease .....	127	54	73
I13 Hypertensive Heart and Renal Disease.....	33	14	19
<b>Ischaemic Heart Diseases (I20-I25)</b>	<b>8,894</b>	<b>4,708</b>	<b>4,186</b>
I20 Angina Pectoris.....	3	2	1
I21 Acute Myocardial Infarction.....	3,961	2,151	1,810
I24 Other Acute Ischemic Heart Diseases.....	25	14	11
I25 Chronic Ischemic Heart Disease.....	4,905	2,541	2,364
<b>Pulmonary Heart Disease and Diseases of Pulmonary Circulation (I26-I28)</b>	<b>312</b>	<b>126</b>	<b>186</b>
I26 Pulmonary Embolism.....	210	87	123
I27 Other Pulmonary Heart Diseases .....	102	39	63
<b>Other Forms of Heart Disease (I30-I52)</b>	<b>3,286</b>	<b>1,422</b>	<b>1,864</b>
I31 Other Diseases of Pericardium .....	12	9	3
I33 Acute and Subacute Endocarditis .....	20	8	12
I34 Nonrheumatic Mitral Valve Disorders.....	68	17	51
I35 Nonrheumatic Aortic Valve Disorders .....	302	107	195
I38 Endocarditis, Valve Unspecified .....	125	47	78
I40 Acute Myocarditis.....	6	4	2
I42 Cardiomyopathy.....	592	337	255
I44 Atrioventricular and Left Bundle-Branch Block .....	14	6	8
I45 Other Conduction Disorders .....	8	4	4
I46 Cardiac Arrest.....	37	23	14
I47 Paroxysmal Tachycardia.....	13	7	6
I48 Atrial Fibrillation and Flutter .....	230	84	146
I49 Other Cardiac Arrhythmias.....	352	168	184
I50 Heart Failure .....	1,371	534	837
I51 Complications and Ill-Defined Descriptions of Heart Disease .....	136	67	69
<b>Cerebrovascular Diseases (I60-I69)</b>	<b>3,652</b>	<b>1,459</b>	<b>2,193</b>
I60 Subarachnoid Hemorrhage .....	126	45	81
I61 Intracerebral Hemorrhage .....	376	176	200
I62 Other Nontraumatic Intracranial Hemorrhage .....	112	59	53
I63 Cerebral Infarction.....	243	106	137
I64 Stroke, Not Specified as Hemorrhage or Infarction.....	2,019	763	1,256
I67 Other Cerebrovascular Diseases .....	138	51	87
I69 Sequelae of Cerebrovascular Disease .....	638	259	379

**Cause of Death**

**Table 21. Deaths by Specific Underlying Cause, Wisconsin 2001**

	<b>Total</b>	<b>Male</b>	<b>Female</b>
<b>Diseases of Arteries, Arterioles and Capillaries (I70-I79)</b>	<b>818</b>	<b>398</b>	<b>420</b>
I70 Atherosclerosis .....	221	87	134
I71 Aortic Aneurysm and Dissection .....	375	204	171
I72 Other Aneurysm.....	13	8	5
I73 Other Peripheral Vascular Diseases.....	176	84	92
I74 Arterial Embolism and Thrombosis.....	19	9	10
I77 Other Disorders of Arteries and Arterioles.....	14	6	8
<b>Diseases of Veins, Lymphatic Vessels and Lymph Nodes, NEC (I80-I89)</b>	<b>69</b>	<b>23</b>	<b>46</b>
I80 Phlebitis and Thrombophlebitis .....	45	18	27
I81 Portal Vein Thrombosis .....	1	1	
I82 Other Venous Embolism and Thrombosis.....	5		5
I83 Varicose Veins of Lower Extremities.....	5	2	3
I85 Esophageal Varices.....	2		2
I87 Other Disorders of Veins .....	7	1	6
I89 Other Noninfective Disorders of Lymphatic Vessels and Lymph Nodes .....	4	1	3
<b>Other and Unspecified Disorders of Circulatory System (I95-I99)</b>	<b>8</b>	<b>3</b>	<b>5</b>
I95 Hypotension.....	2		2
I99 Other and Unspecified Disorders of Circulatory System.....	6	3	3
<b>X. Diseases of the Respiratory System (J00-J99)</b>	<b>4,385</b>	<b>2,133</b>	<b>2,252</b>
<b>Acute Upper Respiratory Infections (J00-J06)</b>	<b>3</b>	<b>1</b>	<b>2</b>
J06 Acute Upper Respiratory Infections of Multiple or Unspecified Sites .....	3	1	2
<b>Influenza and Pneumonia (J10-J18)</b>	<b>1,233</b>	<b>516</b>	<b>717</b>
J11 Influenza, Virus Not Identified .....	11	6	5
J12 Viral Pneumonia, Not Elsewhere Classified.....	5	3	2
J13 Pneumonia Due to Streptococcus Pneumoniae .....	1		1
J15 Bacterial Pneumonia, Not Elsewhere Classified .....	32	14	18
J18 Pneumonia, Organism Unspecified .....	1,184	493	691
<b>Other Acute Lower Respiratory Infections (J20-J22)</b>	<b>9</b>	<b>4</b>	<b>5</b>
J20 Acute Bronchitis .....	3	1	2
J22 Unspecified Acute Lower Respiratory Infection .....	6	3	3
<b>Other Diseases of Upper Respiratory Tract (J30-J39)</b>	<b>9</b>	<b>3</b>	<b>6</b>
J38 Diseases of Vocal Cords and Larynx, NEC.....	4	1	3
J39 Other Diseases of Upper Respiratory Tract.....	5	2	3
<b>Chronic Lower Respiratory Diseases (J40-J47)</b>	<b>2,367</b>	<b>1,218</b>	<b>1,149</b>
J40 Bronchitis, Not Specified as Acute or Chronic.....	7	2	5
J42 Unspecified Chronic Bronchitis.....	5	4	1
J43 Emphysema.....	277	152	125
J44 Other Chronic Obstructive Pulmonary Disease .....	1,991	1,033	958
J45 Asthma.....	60	18	42
J46 Status Asthmaticus.....	6	2	4
J47 Bronchiectasis.....	21	7	14
<b>Lung Diseases Due to External Agents (J60-J70)</b>	<b>331</b>	<b>183</b>	<b>148</b>
J60 Coalworkers Pneumoconiosis.....	1	1	
J61 Pneumoconiosis Due to Asbestos and Other Mineral Fibers.....	10	10	
J62 Pneumoconiosis Due to Dust Containing Silica .....	2	2	



**Cause of Death**

**Table 21. Deaths by Specific Underlying Cause, Wisconsin 2001**

	<b>Total</b>	<b>Male</b>	<b>Female</b>
J67 Hypersensitivity Pneumonitis Due to Organic Dust .....	4	3	1
J68 Respiratory Conditions Due to Inhalation of Chemicals, Gases, Fumes, Vapor .....	1		1
J69 Pneumonitis Due to Solids and Liquids.....	312	167	145
J70 Respiratory Conditions Due to Other External Agents.....	1		1
<b>Other Respiratory Diseases Principally Affecting the Interstitium (J80-J84)</b>	<b>313</b>	<b>161</b>	<b>152</b>
J80 Adult Respiratory Distress Syndrome.....	32	19	13
J81 Pulmonary Edema.....	19	9	10
J82 Pulmonary Eosinophilia, Not Elsewhere Classified .....	3	2	1
J84 Other Interstitial Pulmonary Diseases.....	259	131	128
<b>Suppurative and Necrotic Conditions of Lower Respiratory Tract (J85-J86)</b>	<b>18</b>	<b>8</b>	<b>10</b>
J85 Abscess of Lung and Mediastinum.....	11	6	5
J86 Pyothorax.....	7	2	5
<b>Other Diseases of Pleura (J90-J94)</b>	<b>22</b>	<b>9</b>	<b>13</b>
J90 Pleural Effusion, Not Elsewhere Classified.....	17	7	10
J93 Pneumothorax .....	3		3
J94 Other Pleural Conditions .....	2	2	
<b>Other Diseases of the Respiratory System (J95-J99)</b>	<b>80</b>	<b>30</b>	<b>50</b>
J96 Respiratory Failure, Not Elsewhere Classified .....	11	6	5
J98 Other Respiratory Disorders .....	69	24	45
<b>XI. Diseases of the Digestive System (K00-K93)</b>	<b>1,633</b>	<b>747</b>	<b>886</b>
<b>Diseases of Oral Cavity, Salivary Glands and Jaws (K00-K14)</b>	<b>5</b>	<b>3</b>	<b>2</b>
K11 Diseases of Salivary Glands.....	2	1	1
K12 Stomatitis and Related Lesions .....	2	1	1
K13 Other Diseases of Lip and Oral Mucosa .....	1	1	
<b>Diseases of Esophagus, Stomach and Duodenum (K20-K31)</b>	<b>154</b>	<b>67</b>	<b>87</b>
K20 Esophagitis.....	6	5	1
K21 Gastro-Esophageal Reflux Disease.....	14	7	7
K22 Other Diseases of Esophagus.....	31	12	19
K25 Gastric Ulcer .....	27	12	15
K26 Duodenal Ulcer.....	26	14	12
K27 Peptic Ulcer, Site Unspecified.....	24	8	16
K29 Gastritis and Duodenitis.....	11	3	8
K31 Other Diseases of Stomach and Duodenum .....	15	6	9
<b>Diseases of Appendix (K35-K38)</b>	<b>8</b>	<b>4</b>	<b>4</b>
K35 Acute Appendicitis .....	7	4	3
K38 Other Diseases of Appendix .....	1		1
<b>Hernia (K40-K46)</b>	<b>33</b>	<b>13</b>	<b>20</b>
K40 Inguinal Hernia .....	3	2	1
K42 Umbilical Hernia.....	2	1	1
K43 Ventral Hernia .....	10	4	6
K44 Diaphragmatic Hernia.....	10	5	5
K46 Unspecified Hernia of Abdominal Cavity .....	8	1	7
<b>Noninfective Enteritis and Colitis (K50-K52)</b>	<b>36</b>	<b>20</b>	<b>16</b>
K50 Crohn's Disease (Regional Enteritis) .....	4	3	1
K51 Ulcerative Colitis .....	4	3	1
K52 Other Noninfective Gastroenteritis and Colitis.....	28	14	14

**Cause of Death**

**Table 21. Deaths by Specific Underlying Cause, Wisconsin 2001**

	<b>Total</b>	<b>Male</b>	<b>Female</b>
<b>Other Diseases of Intestines (K55-K63)</b>	<b>401</b>	<b>114</b>	<b>287</b>
K55 Vascular Disorders of Intestine.....	167	41	126
K56 Paralytic Ileus and Intestinal Obstruction without Hernia .....	115	35	80
K57 Diverticular Disease of Intestine.....	68	14	54
K59 Other Functional Intestinal Disorders .....	7	3	4
K61 Abscess of Anal and Rectal Regions .....	4	2	2
K62 Other Diseases of Anus and Rectum .....	7	5	2
K63 Other Diseases of Intestine .....	33	14	19
<b>Diseases of Peritoneum (K65-K67)</b>	<b>31</b>	<b>15</b>	<b>16</b>
K65 Peritonitis.....	28	12	16
K66 Other Disorders of Peritoneum.....	3	3	
<b>Diseases of Liver (K70-K77)</b>	<b>554</b>	<b>341</b>	<b>213</b>
K70 Alcoholic Liver Disease.....	197	137	60
K72 Hepatic Failure, Not Elsewhere Classified .....	72	46	26
K73 Chronic Hepatitis, Not Elsewhere Classified.....	10	5	5
K74 Fibrosis and Cirrhosis of Liver .....	223	125	98
K75 Other Inflammatory Liver Diseases .....	7	4	3
K76 Other Diseases of Liver .....	45	24	21
<b>Diseases of Gallbladder, Biliary Tract and Pancreas (K80-K87)</b>	<b>152</b>	<b>76</b>	<b>76</b>
K80 Cholelithiasis .....	19	9	10
K81 Cholecystitis.....	21	9	12
K82 Other Diseases of Gallbladder .....	6	3	3
K83 Other Diseases of Biliary Tract.....	25	14	11
K85 Acute Pancreatitis .....	61	31	30
K86 Other Diseases of Pancreas.....	20	10	10
<b>Other Diseases of the Digestive System (K90-K93)</b>	<b>259</b>	<b>94</b>	<b>165</b>
K90 Intestinal Malabsorption .....	10	3	7
K92 Other Diseases of Digestive System.....	249	91	158
<b>XII. Diseases of the Skin and Subcutaneous Tissue (L00-L99)</b>	<b>65</b>	<b>32</b>	<b>33</b>
<b>Infections of Skin and Subcutaneous Tissue (L00-L08)</b>	<b>22</b>	<b>13</b>	<b>9</b>
L02 Cutaneous Abscess, Furuncle and Carbuncle .....	3	1	2
L03 Cellulitis.....	16	10	6
L08 Other Local Infections of Skin and Subcutaneous Tissue .....	3	2	1
<b>Bullous Disorders (L10-L14)</b>	<b>3</b>		<b>3</b>
L12 Pemphigoid.....	3		3
<b>Papulosquamous Disorders (L40-L45)</b>	<b>2</b>	<b>1</b>	<b>1</b>
L40 Psoriasis .....	2	1	1
<b>Urticaria and Erythema (L50-L54)</b>	<b>3</b>	<b>1</b>	<b>2</b>
L51 Erythema Multiforme.....	3	1	2
<b>Other Disorders of the Skin and Subcutaneous Tissue (L80-L99)</b>	<b>35</b>	<b>17</b>	<b>18</b>
L89 Decubitus Ulcer .....	21	12	9
L93 Lupus Erythematosus.....	8	2	6
L97 Ulcer of Lower Limb, Not Elsewhere Classified.....	4	1	3
L98 Other Disorders of Skin and Subcutaneous Tissue, Not Elsewhere Classified .....	2	2	

**Cause of Death**

**Table 21. Deaths by Specific Underlying Cause, Wisconsin 2001**

	<b>Total</b>	<b>Male</b>	<b>Female</b>
<b>XIII. Diseases of the Musculoskeletal System and Conn. Tissue (M00-M99)</b>	<b>278</b>	<b>80</b>	<b>198</b>
<b>Infectious Arthropathies (M00-M03)</b>	<b>8</b>	<b>5</b>	<b>3</b>
M00 Pyogenic Arthritis .....	8	5	3
<b>Inflammatory Polyarthropathies (M05-M14)</b>	<b>74</b>	<b>18</b>	<b>56</b>
M05 Seropositive Rheumatoid Arthritis .....	10	1	9
M06 Other Rheumatoid Arthritis .....	58	15	43
M10 Gout .....	1	1	
M13 Other Arthritis.....	5	1	4
<b>Arthrosis (M15-M19)</b>	<b>13</b>	<b>5</b>	<b>8</b>
M19 Other Arthrosis .....	13	5	8
<b>Systemic Connective Tissue Disorders (M30-M36)</b>	<b>72</b>	<b>18</b>	<b>54</b>
M30 Polyarteritis Nodosa and Related Conditions .....	1	1	
M31 Other Necrotizing Vasculopathies .....	16	6	10
M32 Systemic Lupus Erythematosus .....	17	3	14
M33 Dermatopolymyositis .....	4	2	2
M34 Systemic Sclerosis .....	25	3	22
M35 Other Systemic Involvement of Connective Tissue .....	9	3	6
<b>Deforming Dorsopathies (M40-M43)</b>	<b>14</b>	<b>4</b>	<b>10</b>
M40 Kyphosis and Lordosis.....	3	2	1
M41 Scoliosis.....	10	2	8
M43 Other Deforming Dorsopathies.....	1		1
<b>Spondylopathies (M45-M49)</b>	<b>9</b>	<b>7</b>	<b>2</b>
M45 Ankylosing Spondylitis.....	2	2	
M46 Other Inflammatory Spondylopathies .....	3	3	
M47 Spondylosis.....	1	1	
M48 Other Spondylopathies.....	3	1	2
<b>Disorders of Muscles (M60-M63)</b>	<b>14</b>	<b>5</b>	<b>9</b>
M60 Myositis .....	3		3
M62 Other Disorders of Muscle.....	11	5	6
<b>Other Soft Tissue Disorders (M70-M79)</b>	<b>5</b>	<b>1</b>	<b>4</b>
M72 Fibroblastic Disorders .....	4		4
M79 Other Soft Tissue Disorders, NEC.....	1	1	
<b>Disorders of Bone Density and Structure (M80-M85)</b>	<b>44</b>	<b>7</b>	<b>37</b>
M80 Osteoporosis with Pathological Fracture .....	19	4	15
M81 Osteoporosis without Pathological Fracture .....	19	2	17
M84 Disorders of Continuity of Bone.....	6	1	5
<b>Other Osteopathies (M86-M90)</b>	<b>25</b>	<b>10</b>	<b>15</b>
M86 Osteomyelitis .....	23	9	14
M88 Paget's Disease of Bone (Osteitis Deformans).....	2	1	1
<b>XIV. Diseases of the Genitourinary System (N00-N99)</b>	<b>1,109</b>	<b>507</b>	<b>602</b>
<b>Glomerular Diseases (N00-N08)</b>	<b>11</b>	<b>6</b>	<b>5</b>
N03 Chronic Nephritic Syndrome .....	2	1	1
N04 Nephrotic Syndrome .....	5	3	2
N05 Unspecified Nephritic Syndrome.....	4	2	2

**Cause of Death**

**Table 21. Deaths by Specific Underlying Cause, Wisconsin 2001**

	<b>Total</b>	<b>Male</b>	<b>Female</b>
<b>Renal Tubulo-Interstitial Diseases (N10-N16)</b>	<b>25</b>	<b>9</b>	<b>16</b>
N10 Acute Tubulo-Interstitial Nephritis.....	3	2	1
N11 Chronic Tubulo-Interstitial Nephritis.....	2	1	1
N12 Tubulo-Interstitial Nephritis, Not Specified as Acute or Chronic .....	9	1	8
N13 Obstructive and Reflux Uropathy .....	11	5	6
<b>Renal Failure (N17-N19)</b>	<b>781</b>	<b>395</b>	<b>386</b>
N17 Acute Renal Failure .....	102	44	58
N18 Chronic Renal Failure.....	298	153	145
N19 Unspecified Renal Failure .....	381	198	183
<b>Urolithiasis (N20-N23)</b>	<b>6</b>	<b>4</b>	<b>2</b>
N20 Calculus of Kidney and Ureter .....	6	4	2
<b>Other Disorders of Kidney and Ureter (N25-N29)</b>	<b>8</b>	<b>1</b>	<b>7</b>
N28 Other Disorders of Kidney and Ureter, Not Elsewhere Classified .....	8	1	7
<b>Other Diseases of Urinary System (N30-N39)</b>	<b>263</b>	<b>82</b>	<b>181</b>
N30 Cystitis .....	1		1
N31 Neuromuscular Dysfunction of Bladder, Not Elsewhere Classified.....	5	4	1
N32 Other Disorders of Bladder.....	2	1	1
N39 Other Disorders of Urinary Tract.....	255	77	178
<b>Diseases of Male Genital Organs (N40-N51)</b>	<b>10</b>	<b>10</b>	
N40 Hyperplasia of Prostate.....	9	9	
N49 Inflammatory Disorders of Male Genital Organs, Not Elsewhere Classified.....	1	1	
<b>Disorders of Breast (N60-N64)</b>	<b>2</b>		<b>2</b>
N63 Unspecified Lump in Breast .....	1		1
N64 Other Disorders of Breast .....	1		1
<b>Inflammatory Diseases of Female Pelvic Organs (N70-N77)</b>	<b>1</b>		<b>1</b>
N73 Other Female Pelvic Inflammatory Diseases .....	1		1
<b>Non-Inflammatory Disorders of Female Genital Tract (N80-N98)</b>	<b>2</b>		<b>2</b>
N82 Fistulae Involving Female Genital Tract.....	1		1
N83 Non-Inflammatory Disorders of Ovary/Fallopian Tube/Broad Ligament .....	1		1
<b>XV. Pregnancy, Childbirth and the Puerperium (O00-O99)</b>	<b>4</b>		<b>4</b>
<b>Pregnancy with Abortive Outcome (O00-O08)</b>	<b>1</b>		<b>1</b>
O03 Spontaneous Abortion .....	1		1
<b>Edema, Proteinuria and Hypertensive Disorders in Pregnancy, Childbirth and the Puerperium (O10-O16)</b>	<b>2</b>		<b>2</b>
O11 Pre-Existing Hypertensive Disorder with Superimposed Proteinuria.....	1		1
O15 Eclampsia.....	1		1
<b>Complications Predominantly Related to the Puerperium (O85-092)</b>	<b>1</b>		<b>1</b>
O88 Obstetric Embolism .....	1		1
<b>XVI. Certain Conditions Originating in the Perinatal Period (P00-P96)</b>	<b>242</b>	<b>122</b>	<b>120</b>
<b>Fetus and Newborn Affected by Maternal Factors and Complications of Pregnancy, Labor and Delivery (P00-P04)</b>	<b>50</b>	<b>27</b>	<b>23</b>
P00 Fetus & Newborn Affect. by Maternal Condition Unrelated to Present Pregnancy .....	2		2
P01 Fetus & Newborn Affected by Maternal Complications of Pregnancy .....	21	11	10
P02 Fetus & Newborn Affected by Complications of Placenta, Cord & Membranes .....	23	13	10
P03 Fetus & Newborn Affected by Other Complications of Labor and Delivery .....	4	3	1

**Cause of Death**

**Table 21. Deaths by Specific Underlying Cause, Wisconsin 2001**

	<b>Total</b>	<b>Male</b>	<b>Female</b>
<b>Disorders Related to Length of Gestation and Fetal Growth (P05-P08)</b>	<b>91</b>	<b>44</b>	<b>47</b>
P07 Disorders Related to Short Gestation and Low Birthweight, NEC .....	91	44	47
<b>Birth Trauma (P10-P15)</b>	<b>2</b>	<b>2</b>	
P15 Other Birth Injuries.....	2	2	
<b>Respir. &amp; Cardiovascular Disorders Spec. to the Perinatal Period (P20-P29)</b>	<b>60</b>	<b>32</b>	<b>28</b>
P20 Intrauterine Hypoxia.....	1		1
P21 Birth Asphyxia .....	9	4	5
P22 Respiratory Distress of Newborn .....	22	11	11
P23 Congenital Pneumonia .....	1	1	
P24 Neonatal Aspiration Syndromes.....	6	3	3
P26 Pulmonary Hemorrhage Originating in the Perinatal Period.....	3	2	1
P27 Chronic Respiratory Disease Originating in the Perinatal Period .....	5	3	2
P28 Other Respiratory Conditions Originating in the Perinatal Period.....	8	5	3
P29 Cardiovascular Disorders Originating in the Perinatal Period .....	5	3	2
<b>Infections Specific to Perinatal Period (P35-P39)</b>	<b>20</b>	<b>10</b>	<b>10</b>
P36 Bacterial Sepsis of Newborn .....	19	9	10
P37 Other Congenital Infectious and Parasitic Diseases .....	1	1	
<b>Hemorrhagic and Hematological Disorders of Fetus and Newborn (P50-P61)</b>	<b>5</b>	<b>2</b>	<b>3</b>
P52 Intracranial Nontraumatic Hemorrhage of Fetus and Newborn .....	5	2	3
<b>Transitory Endocrine and Metabolic Dis. Spec. to Fetus/Newborn (P70-74)</b>	<b>1</b>		<b>1</b>
P70 Transitory Disorders of Carbohydrate Metabolism Spec. to Fetus and Newborn.....	1		1
<b>Digestive System Disorders of Fetus and Newborn (P75-P78)</b>	<b>5</b>	<b>1</b>	<b>4</b>
P77 Necrotizing Enterocolitis of Fetus and Newborn .....	3	1	2
P78 Other Perinatal Digestive System Disorders .....	2		2
<b>Conditions Involv. Integument Temp. Regul. of Fetus/Newborn (P80-P83)</b>	<b>3</b>	<b>2</b>	<b>1</b>
P83 Other Conditions of Integument Specific to Fetus and Newborn.....	3	2	1
<b>Other Disorders Originating in Perinatal Period (P90-P96)</b>	<b>5</b>	<b>2</b>	<b>3</b>
P92 Feeding Problems of Newborn.....	1	1	
P96 Other Conditions Originating in the Perinatal Period .....	4	1	3
<b>XVII. Congenital Malformations, Deformations and Chromosomal Abnormalities (Q00-Q99)</b>	<b>204</b>	<b>112</b>	<b>91</b>
<b>Congenital Malformations of the Nervous System (Q00-Q07)</b>	<b>33</b>	<b>16</b>	<b>17</b>
Q00 Anencephaly and Similar Malformations .....	6	1	5
Q02 Microcephaly.....	1		1
Q03 Congenital Hydrocephalus .....	4	4	
Q04 Other Congenital Malformations of Brain.....	17	9	8
Q05 Spina Bifida.....	4	2	2
Q07 Other Congenital Malformations of Nervous System .....	1		1
<b>Congenital Malformations of Eye, Ear, Face and Neck (Q10-Q18)</b>	<b>1</b>		<b>1</b>
Q18 Other Congenital Malformations of Face and Neck.....	1		1
<b>Congenital Malformations of the Circulatory System (Q20-Q28)</b>	<b>66</b>	<b>36</b>	<b>30</b>
Q20 Congenital Malformations of Cardiac Chambers and Connections .....	2	2	
Q21 Congenital Malformations of Cardiac Septa .....	12	6	6
Q23 Congenital Malformations of Aortic and Mitral Valves.....	4	1	3
Q24 Other Congenital Malformations of the Heart.....	38	20	18
Q25 Congenital Malformations of Great Arteries.....	1	1	
Q26 Congenital Malformations of Great Veins .....	1	1	

**Cause of Death**

**Table 21. Deaths by Specific Underlying Cause, Wisconsin 2001**

	<b>Total</b>	<b>Male</b>	<b>Female</b>
Q27 Other Congenital Malformations of Peripheral Vascular System .....	6	4	2
Q28 Other Congenital Malformations of Circulatory System.....	2	1	1
<b>Congenital Malformations of the Respiratory System (Q30-Q34)</b>	<b>15</b>	<b>9</b>	<b>6</b>
Q32 Congenital Malformations of Trachea and Bronchus.....	1	1	
Q33 Congenital Malformations of Lung .....	14	8	6
<b>Other Congenital Malformations of the Digestive System (Q38-Q45)</b>	<b>4</b>	<b>3</b>	<b>1</b>
Q39 Congenital Malformations of Esophagus .....	1	1	
Q43 Other Congenital Malformations of Intestine.....	1	1	
Q44 Congenital Malformations of Gallbladder, Bile Ducts and Liver.....	1		1
Q45 Other Congenital Malformations of Digestive System.....	1	1	
<b>Congenital Malformations of the Urinary System (Q60-Q64)</b>	<b>6</b>	<b>4</b>	<b>2</b>
Q60 Renal Agenesis and Other Reduction Defects of Kidney.....	1	1	
Q61 Cystic Kidney Disease.....	4	2	2
Q63 Other Congenital Malformations of Kidney.....	1	1	
<b>Congenital Malformations and Deformations of the Musculoskeletal System (Q65-Q79)</b>	<b>20</b>	<b>10</b>	<b>10</b>
Q67 Congenital Musculoskeletal Deformities of Head/Face/Spine/Chest.....	2		2
Q74 Other Congenital Malformations of Limb(s).....	1	1	
Q77 Osteochondrodysplasia with Defects of Growth of Tubular Bones and Spine .....	2		2
Q78 Other Osteochondrodysplasias .....	6	4	2
Q79 Congenital Malformations of the Musculoskeletal System, NEC .....	9	5	4
<b>Other Congenital Malformations (Q80-Q89)</b>	<b>17</b>	<b>13</b>	<b>3</b>
Q81 Epidermolysis Bullosa .....	2	2	
Q82 Other Congenital Malformations of Skin .....	1	1	
Q85 Phakomatoses, Not Elsewhere Classified.....	2	2	
Q87 Other Specified Congenital Malformation Syndromes Affecting Multiple Systems ...	6	6	
Q89 Other Congenital Malformations, Not Elsewhere Classified .....	6	2	3
<b>Chromosomal Abnormalities, Not Elsewhere Classified (Q90-Q99)</b>	<b>42</b>	<b>21</b>	<b>21</b>
Q90 Down's Syndrome .....	22	12	10
Q91 Edward's Syndrome and Patau's Syndrome.....	14	6	8
Q92 Other Trisomies & Partial Trisomies of the Autosomes, Not Elsewhere Classified ...	1	1	
Q93 Monosomies and Deletions from the Autosomes, Not Elsewhere Classified .....	2	1	1
Q96 Turner's Syndrome .....	1		1
Q99 Other Chromosome Abnormalities, Not Elsewhere Classified .....	2	1	1
<b>XVIII. Symptoms, Signs and Abnormal Clinical/Lab Findings, NEC (R00-R99)</b>	<b>276</b>	<b>139</b>	<b>137</b>
<b>Symptoms &amp; Signs Involv. the Circulatory &amp; Respiratory Sys. (R00-R09)</b>	<b>16</b>	<b>5</b>	<b>11</b>
R00 Abnormalities of Heartbeat .....	1	1	
R02 Gangrene, Not Elsewhere Classified .....	1		1
R04 Hemorrhage from Respiratory Passages.....	5	2	3
R06 Abnormalities of Breathing .....	3	1	2
R09 Other Symptoms and Signs Involving the Circulatory & Respiratory Systems .....	6	1	5
<b>Symptoms and Signs Involving the Digestive System and Abdomen (R10-R19)</b>	<b>7</b>	<b>1</b>	<b>6</b>
R10 Abdominal and Pelvic Pain .....	2	1	1
R13 Dysphagia.....	1		1
R19 Other Symptoms and Signs Involving the Digestive System and Abdomen.....	4		4
<b>Symptoms and Signs Involving Speech and Voice (R47-R49)</b>	<b>1</b>		<b>1</b>
R47 Speech Disturbances, Not Elsewhere Classified .....	1		1
<b>General Symptoms and Signs (R50-R69)</b>	<b>60</b>	<b>28</b>	<b>32</b>
R50 Fever of Unknown Origin.....	1		1

## Cause of Death

**Table 21. Deaths by Specific Underlying Cause, Wisconsin 2001**

	Total	Male	Female
R53 Malaise and Fatigue.....	3	1	2
R54 Senility.....	6	1	5
R55 Syncope and Collapse.....	1	1	
R56 Convulsions, Not Elsewhere Classified.....	20	13	7
R57 Shock, Not Elsewhere Classified.....	5	1	4
R58 Hemorrhage, Not Elsewhere Classified.....	5	2	3
R62 Lack of Expected Normal Physiological Development.....	5	3	2
R63 Symptoms and Signs Concerning Food and Fluid Intake.....	3	2	1
R64 Cachexia .....	9	3	6
R68 Other General Symptoms and Signs.....	2	1	1
<b>Abn. Find. on Diag. Imaging and in Function Stud. w/o Diagnosis (R90-R94)</b>	<b>2</b>	<b>1</b>	<b>1</b>
R91 Abnormal Findings on Diagnostic Imaging of Lung .....	2	1	1
<b>Ill-Defined and Unknown Causes of Mortality (R95-R99)</b>	<b>190</b>	<b>104</b>	<b>86</b>
R95 Sudden Infant Death Syndrome .....	72	36	36
R96 Other Sudden Death, Cause Unknown .....	2	1	1
R98 Unattended Death .....	1	1	
R99 Other Ill-Defined and Unspecified Causes of Mortality .....	115	66	49
<b>XX. External Causes of Morbidity and Mortality (V01-Y89)</b>	<b>3,013</b>	<b>1,994</b>	<b>1,019</b>
<b>Pedestrian Injured in Transport Accident (V01-V09)</b>	<b>68</b>	<b>40</b>	<b>28</b>
V03 Pedestrian Injured in Collision with Car, Pick-Up Truck or Van.....	42	25	17
V04 Pedestrian Injured in Collision with Heavy Transport Vehicle or Bus.....	9	3	6
V05 Pedestrian Injured in Collision with Railway Train or Railway Vehicle.....	5	4	1
V09 Pedestrian Injured in Other and Unspecified Transport Accidents.....	12	8	4
<b>Pedal Cyclist Injured in Transport Accident (V10-V19)</b>	<b>10</b>	<b>10</b>	
V12 Pedal Cyclist Injured in Collision with 2 or 3 Wheeled Motor Vehicle .....	1	1	
V13 Pedal Cyclist Injured in Collision with Car, Pick-Up Truck or Van .....	6	6	
V14 Pedal Cyclist Injured in Collision with Heavy Transport Vehicle or Bus .....	1	1	
V18 Pedal Cyclist Injured in Noncollision Transport Accident .....	1	1	
V19 Pedal Cyclist Injured in Other and Unspecified Transport Accidents .....	1	1	
<b>Motorcycle Rider Injured in Transport Accident (V20-V29)</b>	<b>71</b>	<b>61</b>	<b>10</b>
V20 Motorcycle Rider Injured in Collision with Pedestrian or Animal .....	6	5	1
V22 Motorcycle Rider Injured in Collision with Two or Three-Wheeled Motor Vehicle ..	3	2	1
V23 Motorcycle Rider Injured in Collision with Car, Pick-Up Truck or Van .....	22	18	4
V24 Motorcycle Rider Injured in Collision with Heavy Transport Vehicle or Bus .....	2	2	
V26 Motorcycle Rider Injured in Collision with Other Non-Motor Vehicle .....	1		1
V27 Motorcycle Rider Injured in Collision with Fixed or Stationary Object.....	11	10	1
V28 Motorcycle Rider Injured in Noncollision Transport Accident .....	24	22	2
V29 Motorcycle Rider Injured in Other and Unspecified Transport Accidents .....	2	2	
<b>Car Occupant Injured in Transport Accident (V40-V49)</b>	<b>452</b>	<b>282</b>	<b>170</b>
V42 Car Occupant Injured in Collision with 2-3 Wheeled Motor Vehicle .....	1	1	
V43 Car Occupant Injured in Collision with Car, Pick-Up Truck or Van .....	186	106	80
V44 Car Occupant Injured in Collision with Heavy Transport Vehicle or Bus .....	41	25	16
V45 Car Occupant Injured in Collision with Railway Train or Railway Vehicle .....	6	2	4
V47 Car Occupant Injured in Collision with Fixed or Stationary Object.....	88	66	22
V48 Car Occupant Injured in Noncollision Transport Accident .....	118	74	44
V49 Car Occupant Injured in Other and Unspecified Transport Accidents .....	12	8	4

## Cause of Death

**Table 21. Deaths by Specific Underlying Cause, Wisconsin 2001**

	Total	Male	Female
<b>Occupant of Pick-Up Truck or Van Injured in Transport Accid. (V50-V59)</b>	<b>123</b>	<b>105</b>	<b>18</b>
V50 Collision with Pedestrian or Animal.....	2	2	
V53 Collision with Car, Pick-Up Truck or Van.....	31	25	6
V54 Collision with Heavy Transport Vehicle or Bus.....	20	18	2
V55 Collision with Railway Train or Railway Vehicle.....	2	1	1
V57 Collision with Fixed or Stationary Object.....	23	21	2
V58 Noncollision Transport Accident.....	43	37	6
V59 Other and Unspecified Transport Accident.....	2	1	1
<b>Occupant of Heavy Transport Veh. Injured in Transport Accid. (V60-V69)</b>	<b>11</b>	<b>10</b>	<b>1</b>
V63 Collision With Car, Pick-Up Truck or Van.....	2	1	1
V64 Collision with Heavy Transport Vehicle or Bus.....	1	1	
V65 Collision with Railway Train or Railway Vehicle.....	1	1	
V67 Collision with Fixed or Stationary Object.....	2	2	
V68 Noncollision Transport Accident.....	5	5	
<b>Bus Occupant Injured in Transport Accident (V70-V79)</b>	<b>1</b>	<b>1</b>	
V79 Bus Occupant Injured in Other and Unspecified Transport Accidents.....	1	1	
<b>Other Land Transport Accidents (V80-V89)</b>	<b>87</b>	<b>62</b>	<b>25</b>
V84 Occup. of Special Veh. Mainly Used in Agriculture Injured in Transport Accident ...	6	6	
V86 Occup. of Spec. All-Terr./Oth. Motor Veh. for Off-Road Use Injured Trans. Acc. ....	28	27	1
V87 Traffic Accident of Specified Type but Victim's Mode of Transport Unknown.....	20	12	8
V89 Motor or Nonmotor-Vehicle Accident, Type of Vehicle Unspecified.....	33	17	16
<b>Water Transport Accidents (V90-V94)</b>	<b>13</b>	<b>9</b>	<b>4</b>
V90 Accident to Watercraft Causing Drowning and Submersion.....	5	5	
V91 Accident to Watercraft Causing Other Injury.....	1		1
V92 Water-Transport-Related Drowning and Submersion w/o Accident to Watercraft.....	5	2	3
V93 Acc. On Board Watercraft w/o Acc. to Watercraft, Not Causing Drowning/Submers.	1	1	
V94 Water-Transport-Related Drowning and Submersion w/o Accident to Watercraft.....	1	1	
<b>Air and Space Transport Accidents (V95-V97)</b>	<b>14</b>	<b>13</b>	<b>1</b>
V95 Accident to Powered Aircraft Causing Injury to Occupant.....	14	13	1
<b>Falls (W00-W19)</b>	<b>670</b>	<b>306</b>	<b>364</b>
W00 Fall on Same Level Involving Ice and Snow.....	12	8	4
W01 Fall on Same Level from Slipping, Tripping and Stumbling.....	32	14	18
W02 Fall Involving Ice Skates, Skis, Roller-Skates or Skateboards.....	7	2	5
W03 Other Fall on Same Level Due to Collision with, or Pushing by, Another Person. ....	2		2
W05 Fall Involving Wheelchair.....	14	6	8
W06 Fall Involving Bed.....	42	15	27
W07 Fall Involving Chair.....	16	4	12
W08 Fall Involving Other Furniture.....	5	2	3
W10 Fall On and From Stairs and Steps.....	78	51	27
W11 Fall On and From Ladder.....	9	9	
W13 Fall From, Out of or Through Building or Structure.....	18	12	6
W14 Fall From Tree.....	8	7	1
W15 Fall From Cliff.....	2	2	
W16 Diving or Jumping into Water Causing Injury Other Than Drowning/Submersion....	1	1	
W17 Other Fall From One Level to Another.....	2		2
W18 Other Fall on Same Level.....	157	67	90
W19 Unspecified Fall.....	265	106	159



**Cause of Death**

**Table 21. Deaths by Specific Underlying Cause, Wisconsin 2001**

	<b>Total</b>	<b>Male</b>	<b>Female</b>
<b>Exposure to Inanimate Mechanical Forces (W20-W49)</b>	<b>70</b>	<b>61</b>	<b>9</b>
W20 Struck by Thrown, Projected or Falling Object.....	11	11	
W21 Striking Against or Struck by Sports Equipment .....	1	1	
W22 Striking Against or Struck by Other Equipment .....	6	3	3
W23 Caught, Crushed, Jammed or Pinched in or Between Objects.....	5	4	1
W24 Contact with Lifting and Transmission Devices, Not Elsewhere Classified.....	2	2	
W28 Contact with Powered Lawnmower .....	1	1	
W30 Contact with Agricultural Machinery.....	8	8	
W31 Contact with Other and Unspecified Machinery .....	11	9	2
W32 Handgun Discharge.....	5	5	
W33 Rifle, Shotgun and Larger Firearm Discharge.....	5	5	
W34 Discharge from Other and Unspecified Firearms.....	5	5	
W37 Explosion and Rupture of Pressurized Tire, Pipe or Hose .....	2	2	
W38 Explosion and Rupture of Other Specified Pressurized Devices .....	1	1	
W40 Explosion of Other Materials .....	6	3	3
W44 Foreign Body Entering Into or Through Eye or Natural Orifice.....	1	1	
<b>Exposure to Animate Mechanical Forces (W50-W64)</b>	<b>5</b>	<b>4</b>	<b>1</b>
W51 Striking Against or Bumped Into by Another Person .....	2	1	1
W55 Bitten or Struck By Other Mammals.....	2	2	
W57 Bitten or Stung By Nonvenomous Insects and Other Nonvenomous Arthropods .....	1	1	
<b>Accidental Drowning and Submersion (W65-W74)</b>	<b>37</b>	<b>29</b>	<b>8</b>
W65 Drowning and Submersion While in Bathtub .....	6	3	3
W66 Drowning and Submersion Following Fall into Bathtub.....	1	1	
W67 Drowning and Submersion While in Swimming Pool .....	5	3	2
W69 Drowning and Submersion While in Natural Water .....	12	11	1
W70 Drowning and Submersion Following Fall into Natural Water.....	2	2	
W73 Other Specified Drowning and Submersion.....	4	3	1
W74 Unspecified Drowning and Submersion.....	7	6	1
<b>Other Accidental Threats to Breathing (W75-W84)</b>	<b>90</b>	<b>49</b>	<b>41</b>
W75 Accidental Suffocation and Strangulation in Bed.....	15	9	6
W76 Other Accidental Hanging and Strangulation .....	11	8	3
W77 Threat to Breathing Due to Cave-In, Falling Earth and Other Substances.....	2	2	
W78 Inhalation of Gastric Contents.....	5		5
W79 Inhalation and Ingestion of Food Causing Obstruction of Respiratory Tract.....	18	5	13
W80 Inhalation and Ingestion of Oth. Objects Causing Obstruction of Respiratory Tract ..	29	15	14
W83 Other Specified Threats to Breathing.....	5	5	
W84 Unspecified Threat to Breathing. ....	5	5	
<b>Exposure to Electric Current, Radiation and Ambient Air Temperature and Pressure (W85-W99)</b>	<b>2</b>	<b>2</b>	
W87 Exposure to Unspecified Electric Current.....	2	2	
<b>Exposure to Smoke, Fire and Flames (X00-X09)</b>	<b>43</b>	<b>31</b>	<b>12</b>
X00 Exposure to Uncontrolled Fire in Building or Structure .....	40	29	11
X03 Exposure to Controlled Fire, Not in Building/Structure .....	2	2	
X06 Exposure to Ignition or Melting of Other Clothing and Apparel .....	1		1
<b>Contact with Heat and Hot Substances (X10-X19)</b>	<b>1</b>	<b>1</b>	
X19 Contact with Other and Unspecified Heat and Hot Substances .....	1	1	

**Cause of Death**

**Table 21. Deaths by Specific Underlying Cause, Wisconsin 2001**

	<b>Total</b>	<b>Male</b>	<b>Female</b>
<b>Contact with Venomous Animals and Plants (X20-X29)</b>	<b>1</b>	<b>1</b>	
X23 Contact with Hornets, Wasps and Bees .....	1	1	
<b>Exposure to Forces of Nature (X30-X39)</b>	<b>32</b>	<b>21</b>	<b>11</b>
X30 Exposure to Excessive Natural Heat .....	11	6	5
X31 Exposure to Excessive Natural Cold.....	18	13	5
X33 Exposure to Lightning.....	1	1	
X37 Victim of Cataclysmic Storm .....	2	1	1
<b>Accidental Poisoning by and Exposure to Noxious Substances (X40-X49)</b>	<b>188</b>	<b>116</b>	<b>72</b>
X40 Nonopioid Analgesics, Antipyretics & Antirheumatics.....	6	4	2
X41 Antiepileptic, Sedative-Hypnotic, Antiparkinsonism & Psychotropic Drugs, NEC....	12	6	6
X42 Narcotics & Psychodysleptics (Hallucinogens), NEC .....	98	71	27
X44 Other and Unspecified Drugs, Medicaments & Biological Substances.....	55	24	31
X45 Alcohol.....	3	2	1
X47 Other Gases and Vapors.....	12	9	3
X49 Other and Unspecified Chemicals and Noxious Substances.....	2		2
<b>Overexertion, Travel and Privation (X50-X57)</b>	<b>2</b>	<b>1</b>	<b>1</b>
X50 Overexertion and Strenuous or Repetitive Movements.....	1	1	
X53 Lack of Food .....	1		1
<b>Accidental Exposure to Other and Unspecified Factors (X58-X59)</b>	<b>46</b>	<b>23</b>	<b>23</b>
X59 Exposure to Unspecified Factor.....	46	23	23
<b>Intentional Self-Harm (X60-X84)</b>	<b>634</b>	<b>518</b>	<b>116</b>
X60 Intentional Self-Poisoning by and Expos. to Nonopioid Analgesics, Antipyretics and Antirheumatics .....	9	1	8
X61 Intentional Self-Poisoning by and Exposure to Antiepileptic, Sedative-Hypnotic, Antiparkinsonism and Psychotropic Drugs, NEC.....	18	10	8
X62 Intentional Self-Poisoning by and Exposure to Narcotics and Psychodysleptics [Hallucinogens], NEC .....	7	5	2
X64 Intentional Self-Poisoning by and Exposure to Other and Unspecified Drugs, Medicaments and Biological Substances .....	36	14	22
X65 Intentional Self-Poisoning by and Exposure to Alcohol.....	1	1	
X67 Intentional Self-Poisoning by and Exposure to Other Gases and Vapors .....	48	34	14
X69 Intentional Self-Poisoning by and Expos. to Other and Unspecified Chemicals and Noxious Substances .....	3	3	
X70 Intentional Self-Harm by Hanging, Strangulation and Suffocation .....	164	130	34
X71 Intentional Self-Harm by Drowning and Submersion.....	3	1	2
X72 Intentional Self-Harm by Handgun Discharge .....	149	134	15
X73 Intentional Self-Harm by Rifle, Shotgun and Larger Firearm Discharge.....	153	148	5
X74 Intentional Self-Harm by Other and Unspecified Firearm Discharge .....	13	13	
X76 Intentional Self-Harm by Smoke, Fire and Flames .....	5	4	1
X78 Intentional Self-Harm by Sharp Object.....	11	9	2
X80 Intentional Self-Harm by Jumping From a High Place .....	10	9	1
X81 Intentional Self-Harm by Jumping or Lying Before Moving Object .....	2	1	1
X83 Intentional Self-Harm by Other Specified Means .....	2	1	1
<b>Assault (X85-Y09)</b>	<b>208</b>	<b>157</b>	<b>51</b>
X85 Assault by Drugs, Medicaments and Biological Substances.....	1	1	
X91 Assault by Hanging, Strangulation and Suffocation .....	10	2	8
X93 Assault by Handgun Discharge .....	99	82	17

**Cause of Death**

**Table 21. Deaths by Specific Underlying Cause, Wisconsin 2001**

	<b>Total</b>	<b>Male</b>	<b>Female</b>
X94 Assault by Rifle, Shotgun and Larger Firearm Discharge.....	20	15	5
X95 Assault by Other and Unspecified Firearm Discharge .....	14	12	2
X99 Assault by Sharp Object.....	21	17	4
Y00 Assault by Blunt Object .....	6	2	4
Y03 Assault by Crashing of Motor Vehicle.....	4	2	2
Y04 Assault by Bodily Force .....	3	3	
Y06 Neglect and Abandonment.....	3	1	2
Y07 Other Maltreatment Syndromes .....	9	6	3
Y08 Assault by Other Specified Means.....	5	3	2
Y09 Assault by Unspecified Means .....	13	11	2
<b>Event of Undetermined Intent (Y10-Y34)</b>	<b>46</b>	<b>34</b>	<b>12</b>
Y10 Poisoning by and Exposure to NonOpioid Analgesics, Antipyretics and Antirheumatics, Undetermined Intent.....	1		1
Y11 Poisoning by and Exposure to Antiepileptic, Sedative-Hypnotic, AntiParkinsonism and Psychotropic Drugs, Not Elsewhere Classified, Undetermined Intent .....	1	1	
Y12 Poisoning by and Exposure toNarcotics and Psychodysleptics [Hallucinogens], Not Elsewhere Classified.....	10	7	3
Y14 Poisoning by and Exposure to Other and Unspecified Drugs, Medicaments and Biological Substances, Undetermined Intent.....	8	5	3
Y16 Poisoning by and Exposure to Organic Solvents and Halogenated Hydrocarbons and their Vapors, Undetermined Intent.....	1		1
Y17 Poisoning by and Exposure to Other Gases and Vapors, Undetermined Intent .....	3	3	
Y20 Hanging, Strangulation and Suffocation, Undetermined Intent.....	4	3	1
Y21 Drowning and Submersion, Undetermined Intent .....	2	1	1
Y22 Handgun Discharge, Undetermined Intent .....	1	1	
Y23 Rifle, Shotgun and Larger Firearm Discharge, Undetermined Intent.....	1	1	
Y24 Other and Unspecified Firearm Discharge, Undetermined Intent .....	2	2	
Y30 Falling, Jumping or Pushed From a High Place, Undetermined Intent .....	1		1
Y31 Falling, Lying or Running Before or Into Moving Object, Undetermined Intent.....	2	2	
Y32 Crashing of Motor Vehicle, Undetermined Intent .....	1	1	
Y33 Other Specified Events, Undetermined Intent .....	4	3	1
Y34 Unspecified Event, Undetermined Intent.....	4	4	
<b>Legal Intervention and Operations of War (Y35-Y36)</b>	<b>6</b>	<b>6</b>	
Y35 Legal Intervention.....	6	6	
<b>Complications of Medical and Surgical Care (Y40-Y59)</b>	<b>2</b>	<b>2</b>	
Y52 Agents Primarily Affecting the Cardiovascular Systems.....	1	1	
Y57 Other and Unspecified Drugs and Medicaments. ....	1	1	
<b>Misadventures to Patients During Surgical and Medical Care (Y60-Y69)</b>	<b>7</b>	<b>1</b>	<b>6</b>
Y60 Unintent. Cut, Puncture, Perforation or Hemorrhage During Surgic. & Medical Care	7	1	6
<b>Surgical and Other Medical Procedures as Cause of Abnormal Reaction of the Patient, or of Later Complication, Without Mention of Misadventure at the Time of the Procedure (Y83-Y84)</b>	<b>27</b>	<b>6</b>	<b>21</b>
Y83 Surgical Operation and Other Surgical Procedures as the Cause of Abnormal Reaction of the Patient, or Later Complication, Without Mention of Misadventure at the Time of Procedure.....	22	5	17
Y84 Other Medical Procedures as the Cause of Abnormal Reaction of the Patient, or of Later Complication, Without Mention of Misadventure at the Time of the Procedure .....	5	1	4

## Cause of Death

**Table 21. Deaths by Specific Underlying Cause, Wisconsin 2001**

	<b>Total</b>	<b>Male</b>	<b>Female</b>
<b>Sequelae of External Causes of Morbidity and Mortality (Y85-Y89)</b>	<b>46</b>	<b>32</b>	<b>14</b>
Y85 Sequelae of Transport Accidents. ....	20	11	9
Y86 Sequelae of Other Accidents. ....	17	13	4
Y87 Sequelae of Intentional Self-Harm, Assault and Events of Undetermined Intent.....	6	6	
Y88 Sequelae of Surgical and Medical Care as External Cause .....	3	2	1

Source: Bureau of Health Information, Division of Health Care Financing, Department of Health and Family Services.

Note: Underlying cause of death is the disease or injury that initiated events resulting in death. The total includes one record where sex was unknown.

## **Technical Notes**

### **Reporting Requirements**

As specified in Chapter 69, Wisconsin Statutes, the following is a brief outline of the sequence of events that take place when a death occurs in Wisconsin:

Within 24 hours after being notified of a death, the filing party (usually a funeral director) must present a certificate of death to the physician or medical examiner responsible for completing and signing the medical certification.

The medical certifier has six days after pronouncement of death to return the certificate of death back to the filing party.

Within two days after receipt of the medical certification, the filing party must present the death certificate to the registration district (local Register of Deeds or City Health Office). There should be no more than nine calendar days total from date of death until filing at a local office.

The local Register of Deeds or City Health Office must transmit the death certificate to the State Registrar within ten working days (not including weekends) after its receipt from the filing party.

State statute allows up to 21 days from the date of death for notification to the State Registrar.

### **Death Certificate**

A copy of a sample death certificate form can be found on page 84.

### International Classification of Disease (ICD-10) Codes

Causes of death for deaths that occurred in 2001 have been coded according to the World Health Organization's *International Classification of Diseases—Tenth Revision* (Geneva, Switzerland, 1992). This classification system is the current standard used by the National Center for Health Statistics. All of the cause-of-death groupings utilized in this report were recommended for state use by the National Center for Health Statistics and the World Health Organization.

Listed below are the ICD-10 codes used for ranking leading causes of death in Tables 11, 12, 13, 17, 18 and 19 (List A). Please note that different groupings are used for ranking leading causes of infant deaths (less than 1 year) in Tables 11, 12 and 13 (List B).

#### List A

- Salmonella Infections (A01-A02)
- Shigellosis and Amebiasis (A03, A06)
- Tuberculosis (A16-A19)
- Whooping Cough (A37)
- Scarlet Fever and Erysipelas (A38, A46)
- Meningococcal Infection (A39)
- Septicemia (A40-A41)
- Syphilis (A50-A53)
- Acute Poliomyelitis (A80)
- Arthropod-Borne Viral Encephalitis (A83-A84, A85.2)
- Measles (B05)
- Viral Hepatitis (B15-B19)
- Human Immunodeficiency Virus (HIV) Disease (B20-B24)
- Malaria (B50-B54)
- Malignant Neoplasms (Cancer) (C00-C97)
- In Situ Neoplasms, Benign Neoplasms and Neoplasms of Uncertain or Unknown Behavior (D00-D48)
- Anemias (D50-D64)
- Diabetes Mellitus (E10-E14)
- Nutritional Deficiencies (E40-E64)
- Meningitis (G00, G03)
- Parkinson's Disease (G20-G21)
- Alzheimer's Disease (G30)
- Diseases of the Heart (I00-I09, I11, I13, I20-I51)
- Primary Hypertension and Hypertensive Renal Disease (I10, I12)
- Cerebrovascular Diseases (Stroke) (I60-I69)
- Atherosclerosis (I70)
- Aortic Aneurysm and Dissection (I71)
- Influenza and Pneumonia (J10-J18)
- Acute Bronchitis and Bronchiolitis (J20-J21)
- Chronic Lower Respiratory Diseases (J40-J47)
- Pneumoconioses and Chemical Effects (J60-J66, J68)
- Pneumonitis Due to Solids and Liquids (J69)
- Peptic Ulcer (K25-K28)
- Diseases of Appendix (K35-K38)
- Hernia (K40-K46)

Chronic Liver Disease and Cirrhosis (K70, K73-K74)  
Cholelithiasis and Other Disorders of Gallbladder (K80-K82)  
Nephritis, Nephrotic Syndrome and Nephrosis (N00-N07, N17-N19, N25-N27)  
Infections of Kidney (N10-N12, N13.6, N15.1)  
Hyperplasia of Prostate (N40)  
Inflammatory Disease of Female Pelvic Organs (N70-N76)  
Pregnancy, Childbirth and the Puerperium (O00-O99)  
Certain Conditions Originating in the Perinatal Period (P00-P96)  
Congenital Malformations, Deformations and Chromosomal Abnormalities (Q00-Q99)  
Accidents (excluding medical/surgical complications) (V01-X59, Y85-Y86)  
Intentional Self-Harm (Suicide) (X60-X84, Y87.0)  
Assault (Homicide) (X85-Y09, Y87.1)  
Legal Intervention (Y35, Y89.0)  
Operations of War and Their Sequelae (Y36, Y89.1)  
Complications of Medical and Surgical Care (Y40-Y84, Y88)  
All Other (All Other Codes)

**List B (used for Tables 11, 12 and 13 for infants only)**

Diarrhea and Gastroenteritis of Presumed Infectious Origin (A09)  
Tuberculosis (A16-A19)  
Tetanus (A33, A35)  
Diphtheria (A36)  
Whooping Cough (A37)  
Meningococcal Infection (A39)  
Septicemia (A40-A41)  
Congenital Syphilis (A50)  
Gonococcal Infection (A54)  
Acute Poliomyelitis (A80)  
Varicella (Chickenpox) (B01)  
Measles (B05)  
Human Immunodeficiency Virus (HIV) Disease (B20-B24)  
Mumps (B26)  
Candidiasis (B37)  
Malaria (B50-B54)  
Pneumocystosis (B59)  
Malignant Neoplasms (C00-C97)  
In Situ Neoplasms, Benign Neoplasms and Neoplasms of Uncertain or Unknown Behavior (D00-D48)  
Diseases of the Blood and Blood-Forming Organs and Certain Disorders Involving the Immune Mechanism (D50-D89)  
Short Stature, Not Elsewhere Classified (E34.3)  
Nutritional Deficiencies (E40-E64)  
Cystic Fibrosis (E84)  
Volume Depletion, Disorders of Fluid, Electrolyte and Acid-Base Balance (E86-E87)  
Meningitis (G00, G03)  
Infantile Spinal Muscular Atrophy, Type I (Werdnig-Hoffman) (G12.0)  
Infantile Cerebral Palsy (G80)  
Anoxic Brain Damage, Not Elsewhere Classified (G93.1)  
Diseases of the Ear and Mastoid Process (H60-H93)

Diseases of the Circulatory System (I00-I99)  
Acute Upper Respiratory Infections (J00-J06)  
Influenza and Pneumonia (J10-J18)  
Acute Bronchitis and Acute Bronchiolitis (J20-J21)  
Bronchitis, Chronic and Unspecified (J40-J42)  
Asthma (J45-J46)  
Pneumonitis Due to Solids and Liquids (J69)  
Gastritis, Duodenitis and Noninfective Enteritis and Colitis (K29, K50-K55)  
Hernia of Abdominal Cavity and Intestinal Obstruction Without Hernia (K40-K46, K56)  
Renal Failure and Other Disorders of Kidney (N17-N19, N25, N27)  
Newborn Affected by Maternal Hypertensive Disorders (P00.0)  
Newborn Affected by Other Maternal Conditions Which May be Unrelated to Present Pregnancy (P00.1-P00.9)  
Newborn Affected by Maternal Complications of Pregnancy (P01)  
Newborn Affected by Complications of Placenta, Cord and Membranes (P02)  
Newborn Affected by Other Complications of Labor and Delivery (P03)  
Newborn Affected by Noxious Influences Transmitted Via Placenta or Breast Milk (P04)  
Slow Fetal Growth and Fetal Malnutrition (P05)  
Disorders Related to Short Gestation and Low Birth Weight, Not Elsewhere Classified (P07)  
Disorders Related to Long Gestation and High Birth Weight (P08)  
Birth Trauma (P10-P15)  
Intrauterine Hypoxia and Birth Asphyxia (P20-P21)  
Respiratory Distress of Newborn (P22)  
Congenital Pneumonia (P23)  
Neonatal Aspiration Syndromes (P24)  
Interstitial Emphysema and Related Conditions Originating in the Perinatal Period (P25)  
Pulmonary Hemorrhage Originating in the Perinatal Period (P26)  
Chronic Respiratory Disease Originating in the Perinatal Period (P27)  
Atelectasis (P28.0-P28.1)  
Bacterial Sepsis of Newborn (P36)  
Omphalitis of Newborn With or Without Mild Hemorrhage (P38)  
Neonatal Hemorrhage (P50-P52, P54)  
Hemorrhagic Disease of Newborn (P53)  
Hemolytic Disease of Newborn Due to Isoimmunization and Other Perinatal Jaundice (P55-P59)  
Hematological Disorders (P60-P61)  
Syndrome of Infant of a Diabetic Mother and Neonatal Diabetes Mellitus (P70.0-P70.2)  
Necrotizing Enterocolitis of Newborn (P77)  
Hydrops Fetalis Not Due to Hemolytic Disease (P83.2)  
Congenital Malformations, Deformations and Chromosomal Abnormalities (Q00-Q99)  
Sudden Infant Death Syndrome (R95)  
Accidents (excluding medical/surgical complications) (V01-X59)  
Assault (Homicide) (X85-Y09)  
Complications of Medical and Surgical Care (Y40-Y84)  
All Other (All Other Codes)



**The International Classification of Disease (ICD-10) codes used for groupings in Table 10 are:**

Tuberculosis (A16-A19)  
Syphilis (A50-A53)  
Human Immunodeficiency Virus (HIV) Disease (B20-B24)  
Malignant Neoplasms (Cancer) (C00-C97)  
Diabetes Mellitus (E10-E14)  
Alzheimer's Disease (G30)  
Diseases of the Heart (I00-I09, I11, I13, I20-I51)  
Primary Hypertension and Hypertensive Renal Disease (I10, I12)  
Cerebrovascular Diseases (Stroke) (I60-I69)  
Atherosclerosis (I70)  
Other Diseases of Circulatory System (I71-I78)  
Influenza and Pneumonia (J10-J18)  
Chronic Lower Respiratory Diseases (J40-J47)  
Peptic Ulcer (K25-K28)  
Chronic Liver Disease and Cirrhosis (K70, K73-K74)  
Nephritis, Nephrotic Syndrome and Nephrosis (N00-N07, N17-N19, N25-N27)  
Pregnancy, Childbirth and the Puerperium (O00-O99)  
Certain Conditions Originating in the Perinatal Period (P00-P96)  
Congenital Malformations, Deformations and Chromosomal Abnormalities (Q00-Q99)  
Sudden Infant Death Syndrome (R95)  
Symptoms, Signs and Abnormal Clinical and Laboratory Findings,  
Not Elsewhere Classified (R00-R94, R96-R99)  
Motor Vehicle Accidents (V02-V04, V09.0, V09.2, V12-V14, V19.0-V19.2, V19.4-V19.6,  
V20-V79, V80.3-V80.5, V81.0-V81.1, V82.0-V82.1, V83-V86, V87.0-V87.8,  
V88.0-V88.8, V89.0, V89.2)  
All Accidents (except motor vehicle) (V01, V05-V06, V09.1, V09.3-V09.9, V10-V11,  
V15-V18, V19.3, V19.8-V19.9, V800-V802, V80.6-V80.9, V81.2-V81.9,  
V82.2-V82.9, V87.9, V88.9, V89.1, V89.3, V89.9, V90-X59, Y40-Y86, Y88)  
Intentional Self-Harm (Suicide) (X60-X84, Y87.0)  
Assault (Homicide) (X85-Y09, Y87.1)  
All Other External Causes (Y10-Y36, Y89, Y87.2)  
All Other Diseases (All Other Disease Codes)

**The International Classification of Disease (ICD-10) codes used for groupings in Tables 14, 15, 16 and 20 are:**

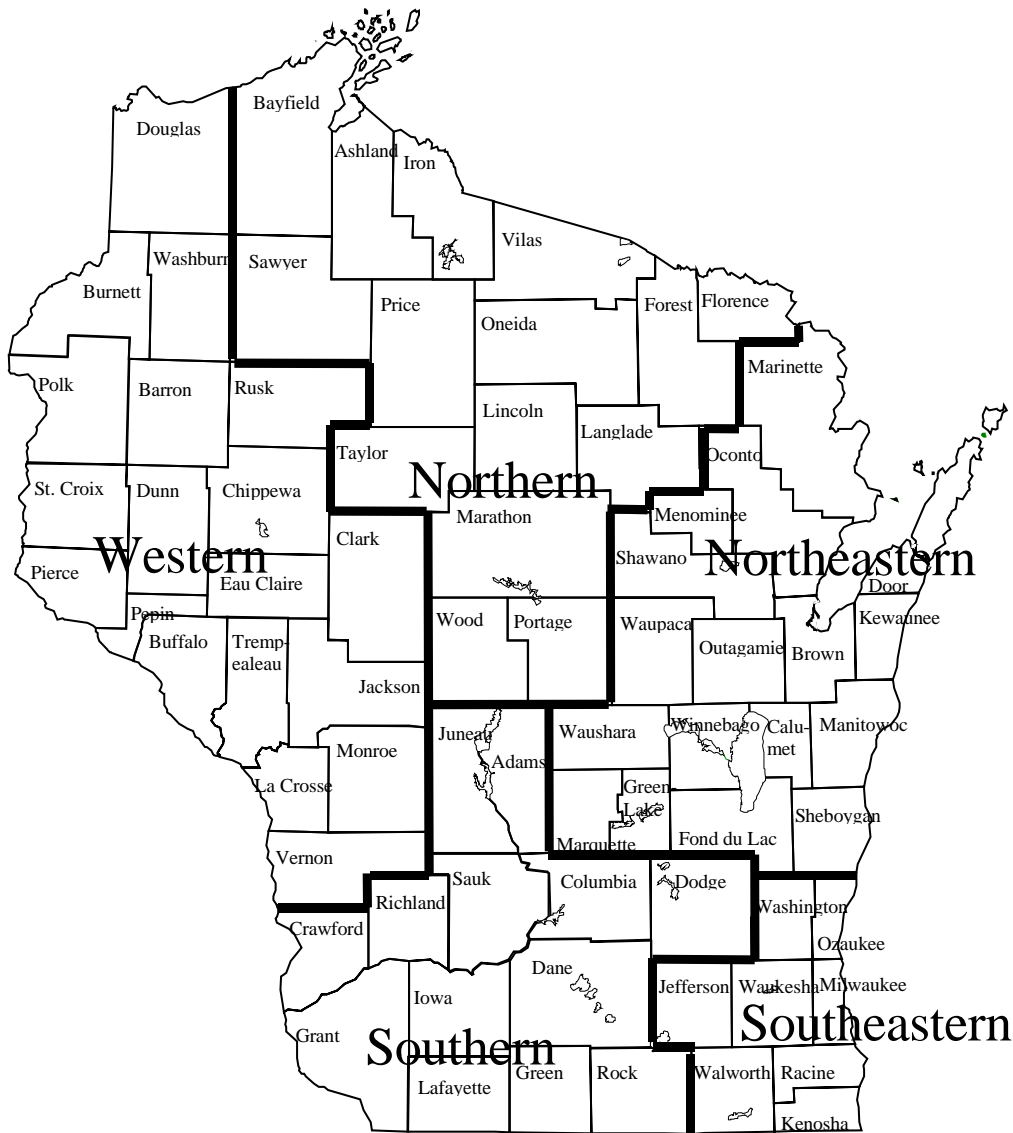
Tuberculosis (A16-A19)  
Syphilis (A50-A53)  
Human Immunodeficiency Virus (HIV) Disease (B20-B24)  
Malignant Neoplasms (Cancer) (C00-C97)  
Malignant Neoplasm of Stomach (C16)  
Malignant Neoplasms of Colon, Rectum and Anus (C18-C21)  
Malignant Neoplasm of Pancreas (C25)  
Malignant Neoplasms of Trachea, Bronchus and Lung (C33-C34)  
Malignant Neoplasm of Breast (C50)  
Malignant Neoplasms of Cervix Uteri, Corpus Uteri and Ovary (C53-C56)  
Malignant Neoplasm of Prostate (C61)  
Malignant Neoplasms of Urinary Tract (C64-C68)

## Technical Notes

---

Non-Hodgkin's Lymphoma (C82-C85)  
Leukemia (C91-C95)  
Other Malignant Neoplasms (C00-C15, C17, C22-C24, C26-C32, C37-C49,  
C51-C52, C57-C60, C62-C63, C69-C81, C88, C90, C96-C97)  
Diabetes Mellitus (E10-E14)  
Alzheimer's Disease (G30)  
Major Cardiovascular Diseases (I00-I78)  
    Diseases of the Heart (I00-I09, I11, I13, I20-I51)  
        Hypertensive Heart Disease With or Without Renal Disease (I11, I13)  
        Ischemic Heart Diseases (I20-I25)  
        Other Diseases of the Heart (I00-I09, I26-I51)  
    Primary Hypertension and Hypertensive Renal Disease (I10, I12)  
    Cerebrovascular Diseases (Stroke) (I60-I69)  
    Atherosclerosis (I70)  
    Other Diseases of Circulatory System (I71-I78)  
Influenza and Pneumonia (J10-J18)  
Chronic Lower Respiratory Diseases (J40-J47)  
Peptic Ulcer (K25-K28)  
Chronic Liver Disease and Cirrhosis (K70, K73-K74)  
Nephritis, Nephrotic Syndrome and Nephrosis (N00-N07, N17-N19, N25-N27)  
Pregnancy, Childbirth and the Puerperium (O00-O99)  
Certain Conditions Originating in the Perinatal Period (P00-P96)  
Congenital Malformations, Deformations and Chromosomal Abnormalities (Q00-Q99)  
Sudden Infant Death Syndrome (R95)  
Symptoms, Signs and Abnormal Clinical and Laboratory Findings,  
    Not Elsewhere Classified (R00-R94, R96-R99)  
All Other Diseases (All Other Disease Codes)  
Motor Vehicle Accidents (V02-V04, V09.0, V09.2, V12-V14, V19.0-V19.2, V19.4-V19.6,  
V20-V79, V80.3-V80.5, V81.0-V81.1, V82.0-V82.1, V83-V86, V87.0-V87.8,  
V88.0-V88.8, V89.0, V89.2)  
All Accidents (except motor vehicle) (V01, V05-V06, V09.1, V09.3-V09.9, V10-V11,  
V15-V18, V19.3, V19.8-V19.9, V80.0-V80.2, V80.6-V80.9, V81.2-V81.9,  
V82.2-V82.9, V87.9, V88.9, V89.1, V89.3, V89.9, V90-X59, Y40-Y86, Y88)  
Intentional Self-Harm (Suicide) (X60-X84, Y87.0)  
Assault (Homicide) (X85-Y09, Y87.1)  
All Other External Causes (Y10-Y36, Y89, Y87.2)

**Map 2. Wisconsin Department of Health and Family Services Regions, 2001**



Source: Bureau of Health Information, Division of Health Care Financing, Department of Health and Family Services.

STATE OF WISCONSIN  
DEPARTMENT OF HEALTH AND FAMILY SERVICES  
ORIGINAL CERTIFICATE OF DEATH

DOH 5040 (Rev 9/96)  
Chap. 89, Wis. Stats.

STATE FILING DATE \_\_\_\_\_ STATE DEATH NO. \_\_\_\_\_

LOCAL FILE NUMBER \_\_\_\_\_

Type or Print Use  
Permanent Black Ink  
No Whiteout or Erasures  
Reserved for Corrections & Amendments

1. DECEDENT'S NAME First Middle Last			2. SEX M F	3. SOC. SEC. NUMBER OF DECEDENT	4a. PRONOUNCED DEAD DATE Mo Day Yr	4b. HOUR	5. BODY FOUND 24+ hours after death M Y N
6a. AGE (Years) (Last Birthday)	b. Under 1 yr Mo Day	c. Under 1 day Hours Min	7. DATE OF BIRTH Mo Day Yr		8a. COUNTY OF DEATH	8b. DEATH OCCURRED INSIDE CITY, VILL TOWNSHIP	
9. DEATH AT HOSPITAL 1. <input type="checkbox"/> Inpat. 3. <input type="checkbox"/> DOA-From Nur. Hm. 5. <input type="checkbox"/> DOA-From Other 2. <input type="checkbox"/> Outpat. 4. <input type="checkbox"/> ER-From Nur. Hm. 6. <input type="checkbox"/> ER-From Other			10. OTHER PLACE <input type="checkbox"/> N.H. <input type="checkbox"/> Other Res. of decedent		11a. HOSPITAL (AND CAMPUS) OR NURSING HOME (If not in Hospital or Nursing Home give street address.)		11b. NURSING HOME LICENSE NO.
13a. RESIDENCE - STATE			13b. RESIDENCE - COUNTY	13c. RESIDENCE - INSIDE CITY, VILLAGE, TOWNSHIP		13d. (CHECK ONE) City Vil Township	14a. NUMBER OF STREET
15. STATE OF BIRTH (Country if not in U.S.)		16. FATHER'S NAME First Middle Last		17. MOTHER'S NAME First Middle Birth Surname		12. MARITAL STATUS <input type="checkbox"/> Married <input type="checkbox"/> Never Married <input type="checkbox"/> Divorced <input type="checkbox"/> Widowed	
18. RACE (e.g. White, Black, Am. Indian, etc.)		19. HISPANIC ORIGIN? Specify Cuban, Mexican, etc.		20. USUAL OCCUPATION (Do not enter "Retired")		20a. KIND OF BUSINESS / INDUSTRY	
21. EDUCATION (Highest grade completed) (Elementary 0-12) College (13-16)		22. DECEDENT EVER IN U.S. ARMED FORCES? YES NO		23. SURVIVING SPOUSE (If we give birth surname, no married surname) (First, Middle, Last)			
24a. INFORMANT'S NAME			24b. MAILING ADDRESS Street City/Village State ZIP				
25. METHOD OF DISPOSITION <input type="checkbox"/> Burial <input type="checkbox"/> Cremation <input type="checkbox"/> Donation		26. PLACE OF DISPOSITION (Name of cemetery, crematory, or other place)		27. LOCATION (City/Village/Township State)		28. DATE SIGNED BY FUNERAL SERVICE LICENSEE (Mo. Day, Yr.)	
29. DATE RECEIVED FROM MED. CERT. (Mo. Day, Yr.)		30a. FUNERAL SERVICE LICENSEE (or person acting as such.)		30b. W. LICENSE NO.		31. NAME AND MAILING ADDRESS OF FACILITY (Street and number, City, State, Zip)	
Signature							
32. MEDICAL CERTIFIER <input type="checkbox"/> CERTIFYING PHYSICIAN - To the best of my knowledge death was pronounced and occurred at the time(s) and due to the causes stated. <input type="checkbox"/> CORONER/M.E. - On the basis of examination and/or investigation, in my opinion, death was pronounced and occurred at the time(s) and due to the causes as a manner stated. (Check One)			33. DATE OF DEATH (Mo., Day, Yr.)		38. MANNER OF DEATH 1. <input type="checkbox"/> Natural 4. <input type="checkbox"/> Homicide 2. <input type="checkbox"/> Accident 5. <input type="checkbox"/> Undet. 3. <input type="checkbox"/> Suicide 6. <input type="checkbox"/> Pending		39. DATE OF INJURY (Mo. Day, Yr.)
35a. MEDICAL CERTIFIER SIGNATURE & TITLE (Black Ink)			34. AUTOPSY PERFORMED? <input type="checkbox"/> YES <input type="checkbox"/> NO		40. HOUR OF INJURY		41. PLACE OF INJURY (Home, Street, Farm, etc.) Specify
36a. MEDICAL CERTIFIER'S NAME			35b. DATE SIGNED (Mo., Day, Yr.)		42. INJURY AT WORK? <input type="checkbox"/> YES <input type="checkbox"/> NO		43b. COUNTY
37. CERTIFIER'S MAILING ADDRESS (Street, & Number, City, State, ZIP)			36b. W. PHYSICIAN LICENSE NO. CME Code		44. REGISTRAR SIGNATURE		
					45. DATE RECEIVED BY REGISTRAR (Mo., Day, Yr.)		

46. PART I. Enter the diseases, injuries or complications that caused the death. Do not enter the mode of dying such as cardiac or respiratory arrest, shock or heart failure. List only one cause of death on each line. Do not list old age or senility as sole cause.

<p><b>IMMEDIATE CAUSE</b> (Final disease or condition resulting in death.)</p> <p>(a) (DUE TO OR AS A CONSEQUENCE OF): _____</p> <p>(b) (DUE TO OR AS A CONSEQUENCE OF): _____</p> <p>(c) (DUE TO OR AS A CONSEQUENCE OF): _____</p> <p>(d) _____</p> <p>Sequentially list conditions if any, leading to immediate cause. ENTER UNDERLYING CAUSE LAST. (Disease or injury that initiated events resulting in death)</p>	Interval between onset and death	<p><b>PART II</b> Other significant conditions contributing to death but not resulting in underlying cause given in Part I.</p>
---	----------------------------------	---

47. IF INJURY, DESCRIBE HOW INJURY OCCURRED

**Table A1. Wisconsin Population Estimates by Age and Sex, July 1, 2001**

Age Group	Total	Male	Female
<b>All Ages</b>	<b>5,420,340</b>	<b>2,677,030</b>	<b>2,743,310</b>
Under 1	69,012	35,051	33,960
1-4	276,950	141,840	135,110
5-9	383,490	196,560	186,930
10-14	407,330	208,850	198,480
15-19	411,490	210,990	200,510
20-24	361,070	184,300	176,770
25-29	337,440	171,810	165,630
30-34	376,190	190,400	185,780
35-39	439,850	219,960	219,890
40-44	444,920	223,760	221,150
45-49	401,890	202,740	199,150
50-54	338,150	169,860	168,290
55-59	255,410	125,680	129,740
60-64	207,160	100,630	106,530
65-69	184,040	86,680	97,370
70-74	175,020	79,440	95,580
75-79	148,220	61,770	86,460
80-84	106,050	39,170	66,890
85-89	62,960	19,570	43,390
90-94	25,860	6,540	19,320
95 +	7,810	1,420	6,390

Source: Bureau of Health Information, Division of Health Care Financing, Department of Health and Family Services. Estimates are provisional.

Note: Numbers may not sum to total due to rounding.  
 The infant (under age 1) figures are the number of live births that occurred in 2001.  
 Included in the "under 1" total is an infant for whom sex was unknown.

**Table A2. Wisconsin Population by Age and Sex, April 1, 2000**

Age Group	Total	Male	Female
<b>All Ages</b>	<b>5,363,675</b>	<b>2,649,041</b>	<b>2,714,634</b>
Under 1	67,474	34,685	32,789
1-4	274,866	140,356	134,510
5-9	379,484	194,506	184,978
10-14	403,074	206,665	196,409
15-19	407,195	208,785	198,410
20-24	357,292	182,372	174,920
25-29	333,913	170,011	163,902
30-34	372,255	188,414	183,841
35-39	435,255	217,663	217,592
40-44	440,267	221,424	218,843
45-49	397,693	200,621	197,072
50-54	334,613	168,086	166,527
55-59	252,742	124,363	128,379
60-64	204,999	99,580	105,419
65-69	182,119	85,771	96,348
70-74	173,188	78,610	94,578
75-79	146,675	61,121	85,554
80-84	104,946	38,757	66,189
85-89	62,304	19,368	42,936
90-94	25,590	6,474	19,116
95 +	7,731	1,409	6,322

Source: United States Census 2000, U.S. Census Bureau.

**Table A3. Wisconsin Population Estimate by Race, Ethnicity and Sex, July 1, 2000**

RACE	Total		Hispanic/Latino		Non-Hispanic/Latino	
	Male	Female	Male	Female	Male	Female
White	2,352,880	2,416,977	47,359	40,868	2,305,521	2,376,109
Black/African American	147,206	157,254	2,156	2,059	145,050	155,195
American Indian	23,462	23,766	1,655	1,593	21,807	22,173
Asian	44,070	44,693	397	371	43,673	44,322
Native Hawaiian/Other Pacific Islander	836	794	151	133	685	661
Some Other Race	46,884	37,958	45,060	36,145	1,824	1,813
Two or More Races	33,703	33,192	7,745	7,229	25,958	25,963
Total	2,649,041	2,714,634	104,523	88,398	2,544,518	2,626,236

Source: Bureau of Health Information, Division of Health Care Financing, Department of Health and Family Services.

Note: Updated figures for 2001 are not available.

**Table A4. Wisconsin Life Expectancy by Sex and Age Group, 1998-2000**

Age Group	Life Expectancy (Years)		
	Males	Females	Total Population
0	75.6	80.9	78.3
1-4	75.2	80.4	77.8
5-9	71.3	76.5	73.9
10-14	66.4	71.6	69.0
15-19	61.5	66.6	64.1
20-24	56.7	61.7	59.3
25-29	52.1	56.9	54.6
30-34	47.3	52.0	49.8
35-39	42.6	47.1	45.0
40-44	37.9	42.3	40.2
45-49	33.3	37.6	35.6
50-54	28.8	33.0	31.0
55-59	24.5	28.4	26.6
60-64	20.5	24.1	22.4
65-69	16.7	20.0	18.5
70-74	13.4	16.3	15.0
75-79	10.4	12.8	11.9
80-84	7.8	9.7	9.0
85-89	5.7	7.0	6.6
90-94	4.1	4.8	4.7
95 +	3.1	3.4	3.4

Source: Bureau of Health Information, Division of Health Care Financing, Department of Health and Family Services.

Note: This table shows current life expectancy at various ages for Wisconsin's total population and for males and females. These life expectancy estimates are based on age-specific death rates that occurred during the three-year period 1998-2000.

For example, the life expectancy at birth in 1998-2000 was 78.3 years. This is the average number of years that babies born in these years would live if throughout their lives they experienced the age-specific death rates experienced in 1998-2000. For boys, life expectancy at birth was 75.6 years. For girls, life expectancy at birth was 80.9 years.



