

Wisconsin Deaths, 2000

December 2001

Bureau of Health Information
Division of Health Care Financing
Department of Health and Family Services

Suggested citation:

Wisconsin Department of Health and Family Services, Division of Health Care Financing, Bureau of Health Information. *Wisconsin Deaths, 2000* (PHC 5314). December 2001.

Introduction

This report, *Wisconsin Deaths, 2000*, presents key information about deaths of Wisconsin residents that occurred in 2000 and previous years. Information is included on the number and rate of deaths overall and by age, sex and cause. *Wisconsin Deaths* has been published annually since the 1995 data year, and replaced the earlier report series *Vital Statistics* (data years 1984-1994), *Public Health Statistics* (1952-1983), and *Annual Report of Morbidity and Mortality* (1948-1951).

Beginning with 1999 data, causes of death have been coded using the International Classification of Diseases, Tenth Revision (ICD-10). ICD-10 replaces the ICD-9 that was used to code death data for the years 1979-1998. ICD-10 is a classification system that was developed collaboratively by the World Health Organization (WHO) and 10 international centers to reflect advances in medical science and changes in diagnostic terminology, and to promote international comparability in the presentation of mortality statistics.

A comparability table has been prepared to assist the reader in comparing numbers of deaths by cause between 1999 (and subsequent years) and the years before 1999. The table is available through the Internet on the Department of Health and Family Services Web site at: <http://www.dhfs.state.wi.us/deaths>. You can also obtain a copy by contacting Joyce Knapton at the Bureau of Health Information (see contact information on the following page).

The source of these data is death certificates filed with the State Registrar, Vital Records Section, Bureau of Health Information (BHI), Division of Health Care Financing, Department of Health and Family Services (see sample, page 82). Most of these deaths occurred in Wisconsin, although BHI receives death certificates of Wisconsin residents from other states and countries as well. (Reports of deaths that occurred outside Wisconsin are thought to be substantially complete.)

All tables and figures in this report present Wisconsin resident data (deaths of Wisconsin residents). This means that deaths have been assigned to the area where the person lived (usually legal residence), regardless of where the death occurred.

Chapter 69, Wisconsin Statutes, authorizes the Department of Health and Family Services to supervise and direct the collection of vital statistics death data. This statute also indicates how local registrars are to collect and file certificates for deaths that occur in their jurisdiction.

We would like to recognize the following: local Register of Deeds offices and the Milwaukee and West Allis city health offices (for registering deaths), coroners and medical examiners (for certifying causes of death), hospitals and physicians (for certifying deaths), and funeral directors (for filing death certificates). We would also like to acknowledge and thank other states and countries for submitting data on deaths of Wisconsin residents that occurred there.

The Department of Health and Family Services produced this publication. Staff of the Vital Records Registration and Statistics Unit, Bureau of Health Information, collected and compiled the death records. Joyce Knapton prepared the report and wrote the narrative. Sandra Park assisted in the preparation of the report. Patricia Nametz edited the report. Draft review and comments were provided by Peter Rumm,

M.D., and David Nordstrom, Ph.D., in the Bureau of Chronic Disease Prevention and Health Promotion, Division of Public Health, and by Karl Pearson in the Bureau of Health Information. The report was prepared under the supervision of Janet Heimbruch, State Registrar, Vital Records Section, and Lynnette Traas, Supervisor, Registration and Statistics Unit, and the overall direction of Sandra Breitborde, Director, Bureau of Health Information.

Death, birth, hospitalization and other health-related statistical information for Wisconsin is also available through the Internet on the Department of Health and Family Services Web site, at <http://www.dhfs.state.wi.us/stats>.

Comments, suggestions and requests for additional data may be addressed to:

Joyce Knapton
Bureau of Health Information
Division of Health Care Financing
Department of Health and Family Services
P.O. Box 309, Room 172
Madison, WI 53701-0309
Telephone: (608) 267-7815
E-mail: knaptj@dhfs.state.wi.us

Table of Contents

Introduction	1
Key Findings	5
Deaths and Death Rates	
Table 1. Deaths and Death Rates, Wisconsin and U.S., Selected Years	7
Table 2. Deaths and Death Rates by Age and Sex, 2000	8
Table 3. Population, Deaths and Death Rates by Region of Residence, 2000	9
Table 4. Deaths by County of Residence, 1991-2000	10
Table 5. Deaths by County of Residence and Selected Minor Civil Divisions, 2000.....	12
Table 6. Deaths by County of Residence and Occurrence, 2000	16
Table 7. Deaths by Disposition of Body, 1991-2000	17
Table 8. Autopsies Performed by Age of Decedent, Selected Years, 1980-2000	18
Map 1. Number of Infant Deaths by County of Residence, 2000.....	19
Figure 1. Death Rates from Diseases of the Heart by Selected Age Groups and Sex, 2000	20
Figure 2. Death Rates from Malignant Neoplasms (Cancer) by Selected Age Groups and Sex, 2000.....	21
Figure 3. Death Rates from Cerebrovascular Diseases (Stroke) by Selected Age Groups and Sex, 2000.....	22
Cause of Death	
Table 9. Summary Categories of Cause of Death, 2000.....	23
Table 10. Leading Underlying Causes of Death by Age, 1999 and 2000	24
Table 11. Leading Underlying Causes of Death for Males, by Age, 1999 and 2000	27
Table 12. Leading Underlying Causes of Death for Females, by Age, 1999 and 2000	30
Table 13. Deaths by Underlying Cause of Death, Age and Sex, 2000.....	33
Table 14. Deaths by Underlying Cause of Death, Race and Sex, 2000	39
Table 15. Deaths by Underlying Cause of Death, Hispanic Origin and Sex, 2000.....	41
Table 16. Leading Underlying Causes of Death by Race, 1999 and 2000	42
Table 17. Leading Underlying Causes of Death for Males by Race, 1999 and 2000	44
Table 18. Leading Underlying Causes of Death for Females by Race, 1999 and 2000	46
Table 19. Deaths by Underlying Cause of Death and County of Residence, 2000.....	48
Table 20. Leading Specific Underlying Cause, 2000.....	55
Technical Notes	
Reporting Requirements	75
International Classification of Disease (ICD-10) Groupings	76
Map 2. Department of Health and Family Services Regions	81
Sample of Wisconsin Death Certificate	82
Table A1. Wisconsin Population by Age and Sex, April 1, 2000.....	83
Table A2. Wisconsin Population by Age and Sex, July 1, 1999.....	84
Table A3. Wisconsin Population by Race, Ethnicity and Sex, April 1, 2000.....	85

Key Findings

- In 2000, there were 46,405 deaths of Wisconsin residents, 166 fewer than in 1999.
- The 2000 Wisconsin death rate (deaths per 1,000 population) was 8.7, similar to rates for the past 25 years.
- The Wisconsin death rate has been almost identical to the United States death rate every year since 1945.
- Age-specific death rates for males generally exceed death rates for females. However, among persons aged 80 and older, the number of female deaths is greater than the number of male deaths (even though male death rates remain generally higher). This is because many more females than males live past the age of 80.
- As a percent of total deaths, cremations increased by 12 percentage points over the past decade (from 15 percent to 27 percent). Conversely, burials decreased (from 76 percent to 64 percent).
- In 2000, an autopsy was performed in just 8 percent of deaths, compared with 14 percent in 1980.
- The percentage of deaths with an autopsy decreased in most age groups from 1980 to 2000.
- As in 1999, the three leading causes of death in 2000 were diseases of the heart, malignant neoplasms (cancer) and cerebrovascular diseases (stroke). These three causes of death accounted for 60 percent of total deaths among Wisconsin residents.
- Accidents were the leading cause of death among boys ages 1-14 and men ages 15-24 and 25-44.
- Accidents were the leading cause of death among females ages 1-14 and 15-24, but among women ages 25-44, cancer was the leading cause of death.
- Diseases of the heart and cancer were the two leading causes of death among whites, African Americans, American Indians and Asians. In 2000, diseases of the heart accounted for 22 percent of deaths among African Americans, 30 percent of deaths among whites and 25 percent of deaths among both American Indians and Asians.
- Accidents accounted for over 11 percent of deaths among American Indian males and 15 percent of deaths among Asian males, compared with 6 percent among white males and 7 percent among African American males.
- Diabetes accounted for a higher percentage of deaths among black women (5.7 percent), American Indian women (7.4 percent), and Asian women (7 percent), compared to all women statewide (2.9 percent).

Table 1. Deaths and Death Rates, Wisconsin and United States, Selected Years, 1910-2000

Year	Number of Wisconsin Deaths	Wisconsin Death Rate	U.S. Death Rate
1910	28,213	12.1	14.7
1915	26,676	10.7	13.5
1920	29,859	11.3	13.0
1925	29,380	10.5	11.8
1930	30,488	10.4	11.3
1935	30,404	10.0	10.9
1940	31,457	10.0	10.8
1945	31,776	10.7	10.6
1950	33,573	9.7	9.6
1955	35,250	9.6	9.3
1960	38,121	9.6	9.5
1965	40,146	9.5	9.4
1970	40,820	9.2	9.5
1975	39,916	8.8	8.9
1980	40,801	8.7	8.8
1985	41,434	8.7	8.7
1990	42,655	8.7	8.6
1991	43,117	8.7	8.5
1992	42,179	8.5	8.5
1993	44,466	8.8	8.8
1994	44,420	8.7	8.8
1995	45,037	8.8	8.8
1996	45,107	8.7	8.7
1997	44,860	8.6	8.6
1998	45,890	8.7	8.6
1999	46,571	8.8	8.8
2000	46,405	8.7	8.7

Source: Wisconsin data are from the Bureau of Health Information, Division of Health Care Financing, Department of Health and Family Services. U.S. death rates through 1999 are final data from the *Monthly Vital Statistics Reports* of the National Center for Health Statistics; this report is now titled *National Vital Statistics Reports*. The U.S. death rate for 2000 was taken from *National Vital Statistics Reports*, "Deaths: Provisional Data for January-December 2000," Volume 49, Number 6, August 22, 2001.

Note: Rates shown here are deaths per 1,000 population.

- In 2000, there were 46,405 deaths of Wisconsin residents, 166 fewer than in 1999.
- The 2000 Wisconsin death rate (deaths per 1,000 population) was 8.7, similar to rates for the past 25 years.
- The Wisconsin death rate has been almost identical to the United States death rate every year since 1945.

Table 2. Deaths and Death Rates by Age and Sex, Wisconsin 2000

Age Group	Total		Male		Female	
	Number of Deaths	Death Rate	Number of Deaths	Death Rate	Number of Deaths	Death Rate
All Ages	46,405	865.2	22,482	848.7	23,922	881.2
Under 1	457	677.3	261	752.5	196	597.8
1-4	72	26.2	36	25.6	36	26.8
5-9	71	18.7	51	26.2	20	10.8
10-14	71	17.6	42	20.3	29	14.8
15-19	266	65.3	207	99.1	59	29.7
20-24	297	83.1	227	124.5	70	40.0
25-29	240	71.9	173	101.8	67	40.9
30-34	329	88.4	206	109.3	123	66.9
35-39	555	127.5	356	163.6	199	91.5
40-44	867	196.9	531	239.8	336	153.5
45-49	1,107	278.4	710	353.9	397	201.4
50-54	1,476	441.1	940	559.2	536	321.9
55-59	1,694	670.2	1,017	817.8	677	527.3
60-64	2,205	1,075.6	1,268	1,273.3	937	888.8
65-69	3,257	1,788.4	1,923	2,242.0	1,334	1,384.6
70-74	4,827	2,787.1	2,747	3,494.5	2,080	2,199.2
75-79	6,278	4,280.2	3,436	5,621.6	2,842	3,321.9
80-84	7,397	7,048.4	3,467	8,945.5	3,930	5,937.5
85-89	7,424	11,915.8	2,882	14,880.2	4,542	10,578.5
90-94	5,063	19,785.1	1,505	23,246.8	3,558	18,612.7
95 +	2,451	31,703.5	497	35,273.2	1,954	30,907.9

Source: Bureau of Health Information, Division of Health Care Financing, Department of Health and Family Services. For the population data used to calculate rates, see Technical Notes, page 83.

Notes: Rates by age and sex are deaths per 100,000 population in that age group or age/sex group. The total includes one male death where age was unknown.

- Age-specific death rates generally increase with age, except that the death rate for infants (under age one) is higher than that for children in other age groups.
- Age-specific death rates for males generally exceed death rates for females. However, among persons aged 80 and older, the number of female deaths is greater than the number of male deaths (even though male death rates remain generally higher). This is because many more females than males live past the age of 80.

Table 3. Population, Deaths and Death Rates by Region of Residence, Wisconsin 2000

DHFS Regions	Population	Number of Deaths	Death Rate
State Total	5,363,675	46,405	865.2
Northeastern	1,160,186	10,126	872.8
Northern	482,311	4,461	924.9
Southeastern	2,006,929	17,508	872.4
Southern	972,710	7,697	791.3
Western	741,539	6,613	891.8

Source: Bureau of Health Information, Division of Health Care Financing, Department of Health and Family Services.

Notes: Rates shown here are deaths per 100,000 population. For a map of the Department of Health and Family Services Regions, see Technical Notes, page 81.

- In 2000, death rates ranged from a low of 791.3 per 100,000 population in the Southern region to a high of 924.9 in the Northern region. Differences in the death rate by region reflect many factors, including population age structure.

Deaths and Death Rates

Table 4. Deaths by County of Residence, Wisconsin 1991–2000

	1991	1992	1993	1994	1995	1996	1997	1998	1999	2000
State Total	43,117	42,179	44,466	44,420	45,037	45,107	44,860	45,890	46,571	46,405
Adams	193	162	199	200	185	180	183	198	210	226
Ashland	187	227	212	206	218	179	193	185	188	206
Barron	459	419	477	416	450	472	444	507	481	442
Bayfield	153	159	152	182	152	146	162	168	154	153
Brown	1,362	1,370	1,445	1,560	1,482	1,507	1,472	1,630	1,575	1,591
Buffalo	168	149	152	134	121	132	159	141	159	123
Burnett	155	158	164	180	179	192	170	192	186	183
Calumet	244	207	248	244	235	232	231	259	266	252
Chippewa	502	506	489	538	534	495	499	548	553	533
Clark	327	316	346	322	323	341	318	324	303	307
Columbia	464	475	506	490	532	505	494	501	550	508
Crawford	185	151	175	202	178	180	172	161	201	178
Dane	2,237	2,177	2,365	2,371	2,397	2,475	2,437	2,535	2,580	2,512
Dodge	819	798	779	777	810	764	797	819	834	848
Door	292	273	288	319	311	292	305	338	322	315
Douglas	490	456	531	456	455	521	499	483	495	454
Dunn	236	244	278	257	289	250	243	281	296	280
Eau Claire	673	633	632	737	664	693	658	665	692	639
Florence	53	43	45	60	66	50	46	56	49	63
Fond du Lac	791	801	837	835	867	880	785	907	898	908
Forest	116	102	124	110	109	119	108	114	116	131
Grant	472	485	494	482	465	478	483	445	505	495
Green	270	299	276	322	316	326	308	299	328	322
Green Lake	231	218	213	214	248	226	246	231	241	243
Iowa	207	177	180	206	191	170	182	196	195	195
Iron	95	76	100	97	87	111	101	94	77	84
Jackson	194	192	192	185	187	177	178	189	186	219
Jefferson	556	525	573	594	579	597	603	592	612	608
Juneau	218	233	232	250	271	277	263	265	298	264
Kenosha	1,063	1,113	1,145	1,128	1,229	1,132	1,125	1,237	1,159	1,222
Kewaunee	174	185	179	184	193	187	172	178	196	189
La Crosse	833	770	879	878	869	916	887	905	923	888
Lafayette	153	137	136	170	147	151	167	173	158	144
Langlade	239	219	239	218	252	205	228	217	227	220
Lincoln	291	301	314	289	298	312	298	320	324	333
Manitowoc	789	794	819	845	819	848	813	827	860	852

(continued)

Deaths and Death Rates

Table 4. Deaths by County of Residence, Wisconsin 1991–2000

	1991	1992	1993	1994	1995	1996	1997	1998	1999	2000
Marathon	850	842	909	905	907	869	875	920	951	924
Marinette	476	458	497	477	478	492	501	509	534	470
Marquette	150	142	135	151	141	189	152	176	161	174
Menominee	38	46	42	25	45	43	35	48	43	36
Milwaukee	9,320	8,929	9,324	9,164	9,200	9,109	8,833	8,812	9,018	9,063
Monroe	348	350	358	394	383	385	354	408	391	414
Oconto	318	316	355	357	331	308	325	335	353	357
Oneida	388	378	375	389	375	410	387	372	422	431
Outagamie	1,004	993	1,066	1,020	1,026	1,103	1,196	1,142	1,141	1,109
Ozaukee	496	444	556	530	541	589	565	587	575	583
Pepin	70	79	103	102	72	87	87	76	80	73
Pierce	238	208	226	220	235	239	242	224	251	244
Polk	350	376	373	358	380	384	398	416	371	376
Portage	404	390	408	463	438	476	468	431	475	404
Price	178	211	192	208	198	184	207	216	198	207
Racine	1,405	1,419	1,458	1,463	1,534	1,600	1,550	1,529	1,593	1,616
Richland	208	201	171	185	200	179	201	169	157	185
Rock	1,222	1,223	1,304	1,215	1,268	1,287	1,371	1,327	1,282	1,335
Rusk	150	168	157	173	183	182	175	174	169	168
St. Croix	387	345	407	339	438	394	453	445	453	444
Sauk	478	451	494	507	484	470	455	534	487	485
Sawyer	183	169	200	204	194	202	169	184	190	183
Shawano	445	412	400	430	444	471	421	424	452	476
Sheboygan	927	1,008	980	949	957	962	997	1,107	1,018	1,083
Taylor	157	149	187	181	191	169	198	223	175	176
Trempealeau	305	277	295	309	338	305	290	285	291	298
Vernon	301	274	321	290	311	317	322	312	298	330
Vilas	259	254	233	281	254	258	264	269	263	251
Walworth	737	698	772	696	710	724	747	799	840	826
Washburn	185	168	194	162	194	185	197	182	198	198
Washington	674	623	716	715	687	761	746	769	810	795
Waukesha	1,972	1,984	2,077	2,184	2,316	2,276	2,446	2,529	2,620	2,795
Waupaca	605	633	619	602	658	643	617	651	698	634
Waushara	202	222	249	236	242	227	232	233	269	243
Winnebago	1,169	1,154	1,199	1,194	1,271	1,207	1,259	1,219	1,253	1,194
Wood	626	633	699	684	704	703	690	674	694	695

Source: Bureau of Health Information, Division of Health Care Financing, Department of Health and Family Services.

Deaths and Death Rates

Table 5. Deaths by County of Residence and Selected Minor Civil Divisions, Wisconsin 2000

STATE TOTAL	46,405	CHIPPEWA	533	Verona (C)	65
Urban*	35,199	Bloomer (C)	64	Waunakee (V)	66
Balance of State	11,206	Chippewa Falls (C)	156	Westport (T)	14
		Eagle Point (T)	67	Windsor (T)	19
ADAMS	226	Eau Claire (C) (Pt.)	5	Balance of County	241
Rome (T)	13	Hallie (T)	14		
Balance of County	213	Lafayette (T)	19	DODGE	848
		Balance of County	208	Beaver Dam (C)	192
ASHLAND	206			Beaver Dam (T)	23
Ashland (C)	131	CLARK	307	Horicon (C)	25
Balance of County	75	Neillsville (C)	55	Mayville (C)	53
		Balance of County	252	Watertown (C) (Pt.)	151
BARRON	442			Waupun (C) (Pt.)	58
Barron (C)	48	COLUMBIA	508	Balance of County	346
Rice Lake (C)	126	Columbus (C)	70		
Rice Lake (T)	6	Lodi (C)	36	DOOR	315
Balance of County	262	Lodi (T)	13	Sevastopol (T)	16
		Pacific (T)	20	Sturgeon Bay (C)	140
BAYFIELD	153	Portage (C)	139	Balance of County	159
		Balance of County	230		
BROWN	1,591			DOUGLAS	454
Allouez (V)	114	CRAWFORD	178	Superior (C)	317
Ashwaubenon (V)	147	Prairie du Chien (C)	83	Balance of County	137
Bellevue (T)	37	Balance of County	95		
De Pere (C)	150	DANE	2,512	DUNN	280
Green Bay (C)	890	Bristol (T)	7	Menomonie (C)	122
Hobart (T)	20	Burke (T)	9	Menomonie (T)	14
Howard (V)	40	Cottage Grove (T)	10	Balance of County	144
Ledgeview (T)	17	Cottage Grove (V)	21		
Pulaski (V)	22	Cross Plains (V)	23	EAU CLAIRE	639
Scott (T)	9	DeForest (V)	41	Altoona (C)	78
Suamico (T)	35	Dunn (T)	14	Eau Claire (C) (Pt.)	397
Balance of County	110	Edgerton (C)	2	Pleasant Valley (T)	10
		Fitchburg (C)	42	Seymour (T)	9
BUFFALO	123	Madison (C)	1,261	Washington (T)	23
Mondovi (C)	37	Madison (T)	14	Balance of County	122
Balance of County	86	Marshall (V)	28		
		McFarland (V)	40	FLORENCE	63
BURNETT	183	Middleton (C)	75		
		Middleton (T)	18	FOND DU LAC	908
CALUMET	252	Monona (C)	74	Empire (T)	13
Appleton (C) (Pt.)	29	Mount Horeb (V)	53	Fond du Lac (C)	500
Brillion (C)	15	Oregon (T)	4	No. Fond du Lac (V)	41
Chilton (C)	67	Oregon (V)	48	Ripon (C)	100
Harrison (T)	16	Pleasant Springs (T)	12	Taycheedah (T)	24
Kiel (C) (Pt.)	3	Springfield (T)	10	Waupun (C) (Pt.)	29
Menasha (C) (Pt.)	2	Stoughton (C)	175	Balance of County	201
New Holstein (C)	56	Sun Prairie (C)	126		
Balance of County	64			FOREST	131

* Sum of incorporated places having a population of 2,500 or more according to the latest census counts available.

Deaths and Death Rates

GRANT	495	Wheatland (T)	23	Peshtigo (T)	21
Boscobel (C)	49	Balance of County	33	Stephenson (T)	17
Lancaster (C)	59			Balance of County	194
Platteville (C)	77	KEWAUNEE	189		
Balance of County	310	Algoma (C)	57	MARQUETTE	174
		Kewaunee (C)	47	Packwaukee (T)	16
GREEN	322	Balance of County	85	Balance of County	158
Brodhead (C)	40				
Monroe (C)	129	LA CROSSE	888	MENOMINEE	36
Balance of County	153	Campbell (T)	16	Menominee (T)	36
		Holland (T)	6		
GREEN LAKE	243	Holmen (V)	24	MILWAUKEE	9,063
Berlin (C) (Pt.)	79	La Crosse (C)	586	Bayside (V) (Pt.)	49
Balance of County	164	Onalaska (C)	93	Brown Deer (V)	108
		Onalaska (T)	11	Cudahy (C)	180
IOWA	195	Shelby (T)	15	Fox Point (V)	42
Dodgeville (C)	47	West Salem (V)	72	Franklin (C)	146
Mineral Point (C)	42	Balance of County	65	Glendale (C)	251
Balance of County	106			Greendale (V)	141
		LAFAYETTE	144	Greenfield (C)	537
IRON	84			Hales Corners (V)	97
		LANGLADE	220	Milwaukee (C) (Pt.)	5,455
JACKSON	219	Antigo (C)	134	Oak Creek (C)	159
Black River Falls (C)	94	Balance of County	86	Shorewood (V)	118
Brockway (T)	12			South Milwaukee (C)	236
Balance of County	113	LINCOLN	333	St. Francis (C)	93
		Bradley (T)	27	Wauwatosa (C)	623
JEFFERSON	608	Merrill (C)	151	West Allis (C)	709
Ft. Atkinson (C)	129	Merrill (T)	8	West Milwaukee (V)	37
Ixonia (T)	21	Tomahawk (C)	95	Whitefish Bay (V)	64
Jefferson (C)	46	Balance of County	52	Balance of County	18
Koshkonong (T)	25				
Lake Mills (C)	49	MANITOWOC	852	MONROE	414
Oakland (T)	19	Kiel (C) (Pt.)	30	Sparta (C)	121
Waterloo (C)	19	Manitowoc (C)	494	Sparta (T)	41
Watertown (C) (Pt.)	86	Manitowoc Rapids (T)	30	Tomah (C)	124
Whitewater (C) (Pt.)	5	Two Rivers (C)	144	Balance of County	128
Balance of County	209	Balance of County	154		
				OCONTO	357
JUNEAU	264	MARATHON	924	Little Suamico (T)	12
Mauston (C)	48	Kronenwetter (T)	21	Oconto (C)	76
Balance of County	216	Marshfield (C) (Pt.)	8	Oconto Falls (C)	48
		Mosinee (C)	31	Balance of County	221
KENOSHA	1,222	Rib Mountain (T)	34		
Bristol (T)	37	Rothschild (V)	32	ONEIDA	431
Kenosha (C)	857	Wausau (C)	429	Minocqua (T)	48
Paddock Lake (V)	14	Weston (V)	73	Newbold (T)	16
Pleasant Prairie (V)	83	Balance of County	296	Pelican (T)	13
Randall (T)	14			Pine Lake (T)	23
Salem (T)	69	MARINETTE	470	Rhineland (C)	163
Somers (T)	48	Marinette (C)	166	Balance of County	168
Twin Lakes (V)	44	Peshtigo (C)	72		

Deaths and Death Rates

OUTAGAMIE	1,109	RACINE	1,616	Reedsburg (C)	73
Appleton (C) (Pt.)	453	Burlington (C) (Pt.)	116	Sauk City (V)	46
Buchanan (T)	16	Burlington (T)	35	Balance of County	218
Center (T)	13	Caledonia (T)	146	SAWYER	183
Ellington (T)	12	Dover (T)	17	Hayward (T)	38
Freedom (T)	22	Mt. Pleasant (T)	194	Balance of County	145
Grand Chute (T)	154	Norway (T)	45	SHAWANO	476
Greenville (T)	20	Racine (C)	857	Shawano (C)	144
Kaukauna (C)	119	Raymond (T)	16	Wescott (T)	37
Kimberly (V)	44	Sturtevant (V)	36	Balance of County	295
Little Chute (V)	69	Union Grove (V)	56	SHEBOYGAN	1,083
New London (C) (Pt.)	7	Waterford (T)	25	Greenbush (T)	3
Oneida (T)	21	Waterford (V)	29	Howards Grove (V)	12
Seymour (C)	44	Yorkville (T)	13	Lima (T)	21
Balance of County	115	Balance of County	31	Oostburg (V)	19
OZAUKEE	583	RICHLAND	185	Plymouth (C)	93
Bayside (V) (Pt.)	1	Richland Center (C)	74	Plymouth (T)	51
Cedarburg (C)	121	Balance of County	111	Sheboygan (C)	614
Cedarburg (T)	20	ROCK	1,335	Sheboygan (T)	15
Fredonia (T)	7	Beloit (C)	366	Sheboygan Falls (C)	79
Grafton (T)	25	Beloit (T)	36	Wilson (T)	8
Grafton (V)	58	Beloit (T)	36	Balance of County	168
Mequon (C)	163	Edgerton (C)	51	TAYLOR	176
Port Washington (C)	107	Evansville (C)	53	Medford (C)	70
Saukville (V)	14	Fulton (T)	25	Balance of County	106
Thiensville (V)	27	Janesville (C)	550	TREMPEALEAU	298
Balance of County	40	Janesville (T)	16	VERNON	330
PEPIN	73	Milton (C)	34	Viroqua (C)	91
PIERCE	244	Milton (T)	13	Balance of County	239
Ellsworth (V)	41	Rock (T)	29	VILAS	251
Prescott (C)	28	Balance of County	162	Arbor Vitae (T)	26
River Falls (C) (Pt.)	44	RUSK	168	Lac du Flambeau (T)	31
Balance of County	131	Ladysmith (C)	74	Lincoln (T)	27
POLK	376	Balance of County	94	Balance of County	167
Alden (T)	13	ST. CROIX	444	WALWORTH	826
Amery (C)	67	Baldwin (V)	32	Bloomfield (T)	32
Balance of County	296	Hudson (C)	85	Delavan (C)	80
PORTAGE	404	Hudson (T)	5	Delavan (T)	41
Hull (T)	17	New Richmond (C)	91	East Troy (T)	11
Plover (V)	40	North Hudson (V)	10	East Troy (V)	37
Stevens Point (C)	166	River Falls (C) (Pt.)	57	Elkhorn (C)	74
Stockton (T)	6	Somerset (T)	7	Geneva (T)	101
Balance of County	175	St. Joseph (T)	10	Lake Geneva (C)	71
PRICE	207	Star Prairie (T)	5	Lyons (T)	28
Park Falls (C)	67	Troy (T)	7	Sugar Creek (T)	36
Balance of County	140	Balance of County	135		
SAUK		SAUK	485		
		Baraboo (C)	123		
		Prairie du Sac (V)	25		

Deaths and Death Rates

Whitewater (C) (Pt.)	81	Delafield (C)	30	Mukwa (T)	17
Balance of County	234	Delafield (T)	27	New London (C)	68
		Elm Grove (V)	56	Waupaca (C)	90
WASHBURN	198	Genesee (T)	21	Balance of County	233
Spooner (C)	60	Hartland (V)	45		
Balance of County	138	Lisbon (T)	44	WAUSHARA	243
		Menomonee Falls (V)	269		
WASHINGTON	795	Merton (T)	31	WINNEBAGO	1,194
Addison (T)	15	Mukwonago (T)	24	Algoma (T)	13
Barton (T)	12	Mukwonago (V)	56	Appleton (C) (Pt.)	23
Erin (T)	13	Muskego (C)	170	Clayton (T)	14
Farmington (T)	16	New Berlin (C)	288	Menasha (C) (Pt.)	101
Germantown (V)	93	Oconomowoc (C)	161	Menasha (T)	102
Hartford (C)	83	Oconomowoc (T)	37	Neenah (C)	188
Hartford (T)	14	Ottawa (T)	11	Neenah (T)	15
Jackson (T)	15	Pewaukee (C)	1	Omro (C)	54
Jackson (V)	22	Pewaukee (V)	82	Oshkosh (C)	539
Kewaskum (V)	20	Summit (T)	27	Oshkosh (T)	14
Polk (T)	18	Sussex (V)	75	Balance of County	131
Richfield (T)	50	Vernon (T)	23		
Slinger (V)	31	Wales (V)	11	WOOD	695
Trenton (T)	21	Waukesha (C)	560	Grand Rapids (T)	37
West Bend (C)	241	Waukesha (T)	23	Marshfield (C) (Pt.)	182
West Bend (T)	117	Balance of County	246	Nekoosa (C)	16
Balance of County	14			Saratoga (T)	18
		WAUPACA	634	Wisconsin Rapids (C)	246
WAUKESHA	2,795	Clintonville (C)	67	Balance of County	196
Brookfield (C)	442	Dayton (T)	14		
Brookfield (T)	35	Farmington (T)	145		

Source: Bureau of Health Information, Division of Health Care Financing, Department of Health and Family Services.

Note: Minor civil divisions are City (C), Village (V), Township (T). Places located in more than one county are indicated by (Pt.) (an abbreviation of "Part").

Deaths and Death Rates

Table 6. Deaths by County of Residence and County of Occurrence, Wisconsin 2000

	Residence	Occurrence		Residence	Occurrence
State Total	46,405	46,352			
Adams	226	154	Marathon	924	956
Ashland	206	253	Marinette	470	524
Barron	442	438	Marquette	174	76
Bayfield	153	72	Menominee	36	14
Brown	1,591	1,821	Milwaukee	9,063	10,022
Buffalo	123	72	Monroe	414	368
Burnett	183	155	Oconto	357	239
Calumet	252	211	Oneida	431	532
Chippewa	533	473	Outagamie	1,109	1,311
Clark	307	219	Ozaukee	583	532
Columbia	508	521	Pepin	73	61
Crawford	178	182	Pierce	244	132
Dane	2,512	3,129	Polk	376	321
Dodge	848	830	Portage	404	383
Door	315	298	Price	207	191
Douglas	454	313	Racine	1,616	1,490
Dunn	280	244	Richland	185	164
Eau Claire	639	839	Rock	1,335	1,290
Florence	63	48	Rusk	168	134
Fond du Lac	908	890	St. Croix	444	422
Forest	131	86	Sauk	485	481
Grant	495	406	Sawyer	183	148
Green	322	326	Shawano	476	394
Green Lake	243	246	Sheboygan	1,083	1,053
Iowa	195	172	Taylor	176	142
Iron	84	57	Trempealeau	298	225
Jackson	219	172	Vernon	330	319
Jefferson	608	502	Vilas	251	175
Juneau	264	211	Walworth	826	714
Kenosha	1,222	1,064	Washburn	198	181
Kewaunee	189	134	Washington	795	670
La Crosse	888	1,207	Waukesha	2,795	2,617
Lafayette	144	93	Waupaca	634	553
Langlade	220	193	Waushara	243	166
Lincoln	333	280	Winnebago	1,194	1,175
Manitowoc	852	773	Wood	695	1,093

Source: Bureau of Health Information, Division of Health Care Financing, Department of Health and Family Services.

Note: The "residence" column indicates the number of deaths among residents of the county, regardless of where the person died. The "occurrence" column indicates the number of deaths that occurred in that county, regardless of where the person resided. Statewide totals for the two columns differ because some Wisconsin resident deaths occur outside the state, and some deaths of non-residents occur within the state.

Deaths and Death Rates

Table 7. Deaths by Disposition of Body, Wisconsin 1991-2000

Disposition of Body	Years									
	1991	1992	1993	1994	1995	1996	1997	1998	1999	2000
TOTAL DEATHS	43,117	42,179	44,467	44,420	45,037	45,109	44,860	45,890	46,571	46,405
PERCENT	100.0	100.0	100.0	100.0	100.0	100.0	100.0	100.0	100.0	100.0
Burial	32,799	31,503	32,763	31,976	32,043	31,432	30,493	30,470	30,692	29,720
Percent	76.1	74.7	73.7	72.0	71.1	69.7	68.0	66.4	65.9	64.0
Cremation	6,491	6,943	7,678	8,240	8,725	9,447	10,007	10,889	11,526	12,483
Percent	15.1	16.5	17.3	18.6	19.4	20.9	22.3	23.7	24.7	26.9
Entombment	3,185	3,238	3,484	3,487	3,606	3,618	3,634	3,754	3,800	3,694
Percent	7.4	7.7	7.8	7.9	8.0	8.0	8.1	8.2	8.2	8.0
Donation	304	253	248	244	288	274	273	287	279	261
Percent	0.7	0.6	0.6	0.5	0.6	0.6	0.6	0.6	0.6	0.6
Unknown	338	242	294	473	375	338	453	490	274	247
Percent	0.8	0.6	0.7	1.1	0.8	0.7	1.0	1.1	0.6	0.5

Source: Bureau of Health Information, Division of Health Care Financing, Department of Health and Family Services.

Note: Percents may not add to 100 due to rounding.

- As a percent of total deaths, cremations increased by 12 percentage points over the past decade (from 15 percent to 27 percent). Conversely, burials decreased (from 76 percent to 64 percent).

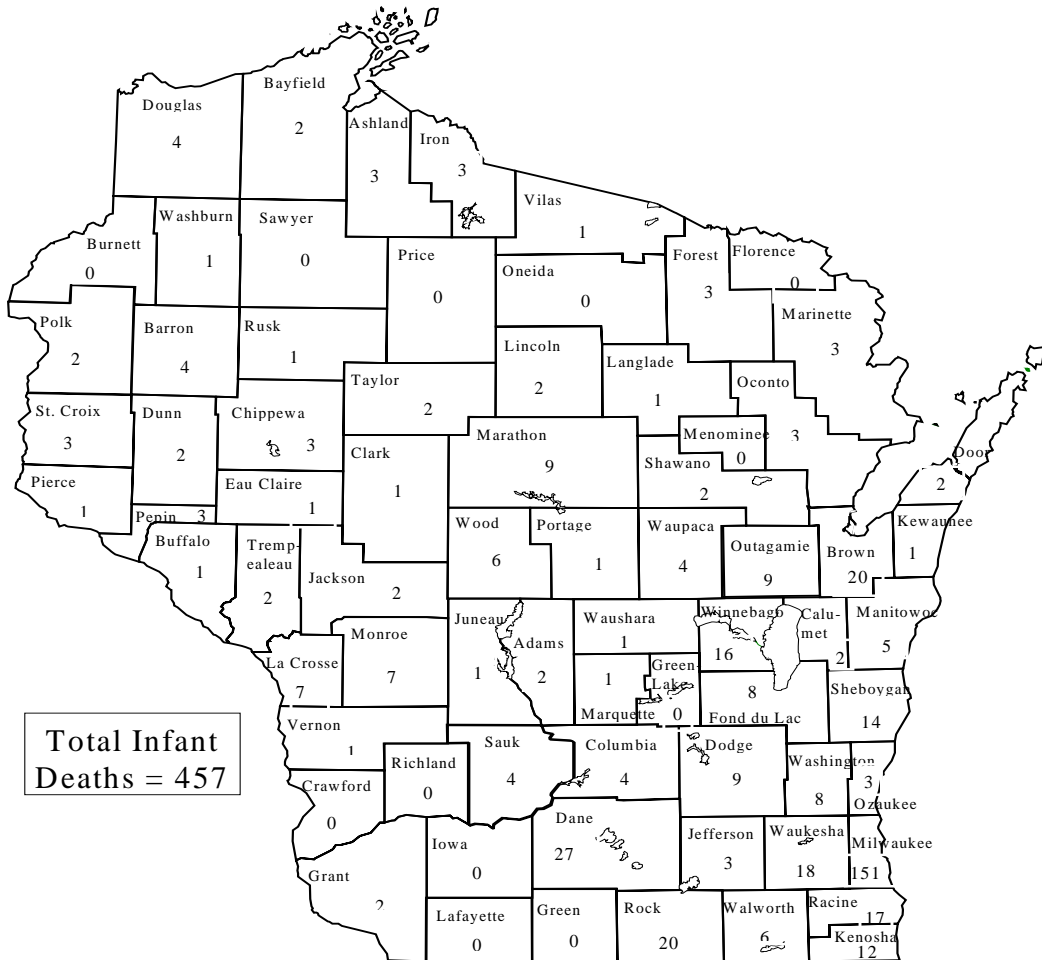
Table 8. Autopsies Performed by Age of Decedent, Wisconsin, Selected Years, 1980–2000

Years	Total	Age Groups			
		Under 1	1-44	45-64	65+
1980					
Autopsy	5,673	469	1,065	1,649	2,490
No Autopsy	35,010	290	1,742	5,590	27,388
Unknown	116	6	5	17	88
Total Deaths	40,801	765	2,812	7,256	29,966
Percent with Autopsy	14%	61%	38%	23%	8%
1985					
Autopsy	4,351	359	898	1,159	1,935
No Autopsy	37,013	312	1,614	5,393	29,694
Unknown	70	3	7	15	45
Total Deaths	41,434	674	2,519	6,567	31,674
Percent with Autopsy	10%	54%	36%	18%	6%
1990					
Autopsy	4,451	343	1,297	1,107	1,704
No Autopsy	38,062	264	1,471	5,020	31,307
Unknown	142	6	9	25	102
Total Deaths	42,655	613	2,777	6,152	33,113
Percent with Autopsy	10%	56%	47%	18%	5%
1995					
Autopsy	3,929	232	1,253	1,080	1,364
No Autopsy	41,034	259	1,563	4,931	34,281
Unknown	74	2	5	19	48
Total Deaths	45,037	493	2,821	6,030	35,693
Percent with Autopsy	9%	47%	44%	18%	4%
2000					
Autopsy	3,582	183	1,240	1,139	1,020
No Autopsy	42,607	273	1,508	5,306	35,520
Unknown	215	1	20	37	157
Total Deaths	46,405	457	2,768	6,482	36,697
Percent with Autopsy	8%	40%	45%	18%	3%

Source: Bureau of Health Information, Division of Health Care Financing, Department of Health and Family Services.
 Notes: There were two deaths in 1980 and one death in 2000 for which age was unknown. These deaths are included in the total.

- In 2000, an autopsy was performed in just 8 percent of deaths, compared with 14 percent in 1980.
- The percentage of deaths in which an autopsy was performed was higher among males (11 percent) than among females (5 percent) (not shown). This difference was seen in every age group.
- The percentage of deaths with an autopsy decreased in most age groups from 1980 to 2000.

**Map 1. Number of Infant Deaths
By County of Residence, Wisconsin 2000**

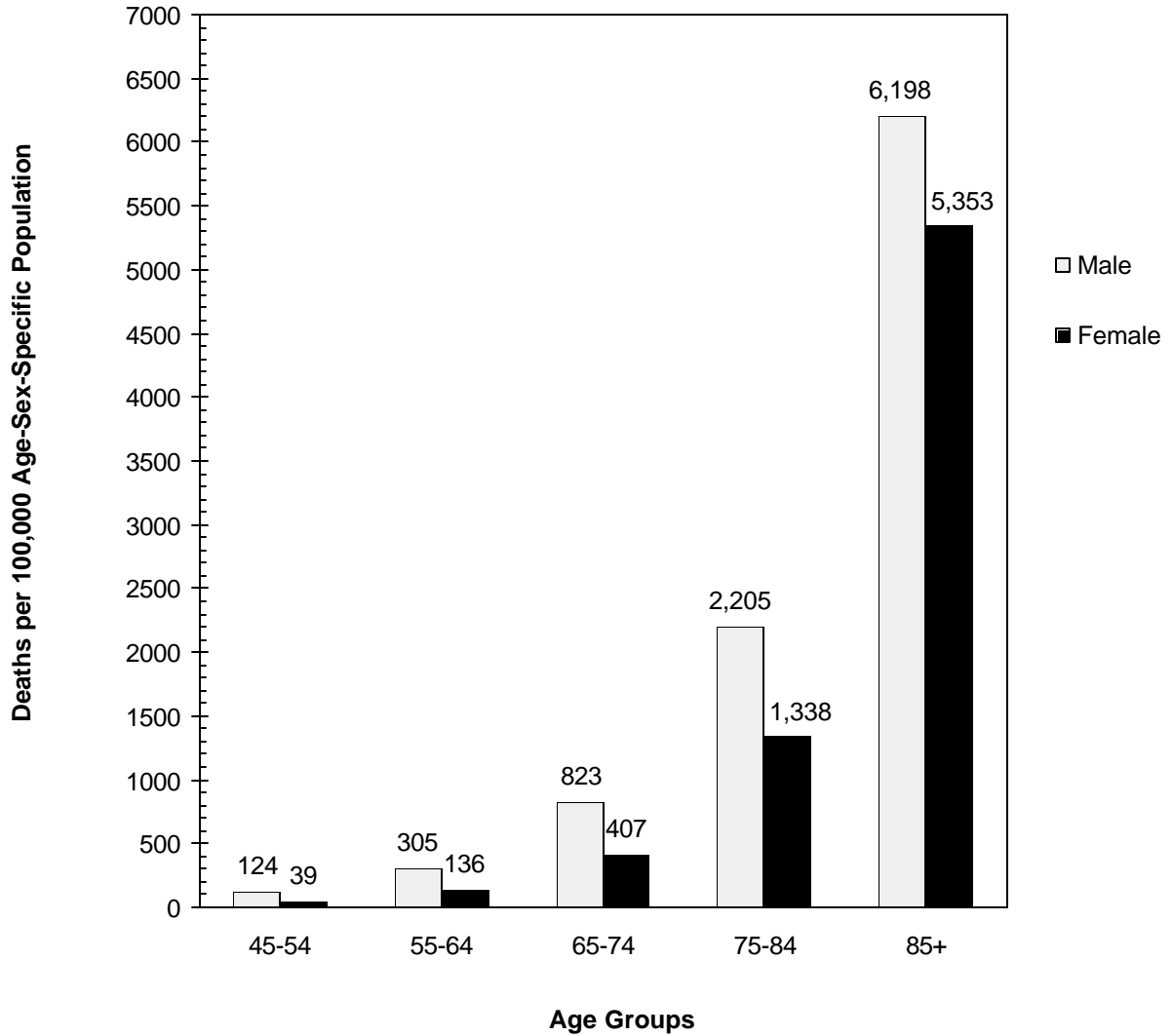


Source: Bureau of Health Information, Division of Health Care Financing, Department of Health and Family Services.

Note Infant deaths are those that occur before one year of age.

- Milwaukee County accounted for 33 percent of all infant deaths statewide in 2000 (and 21 percent of all births).

Figure 1. Heart Disease Death Rates by Selected Age Groups and Sex, Wisconsin 2000



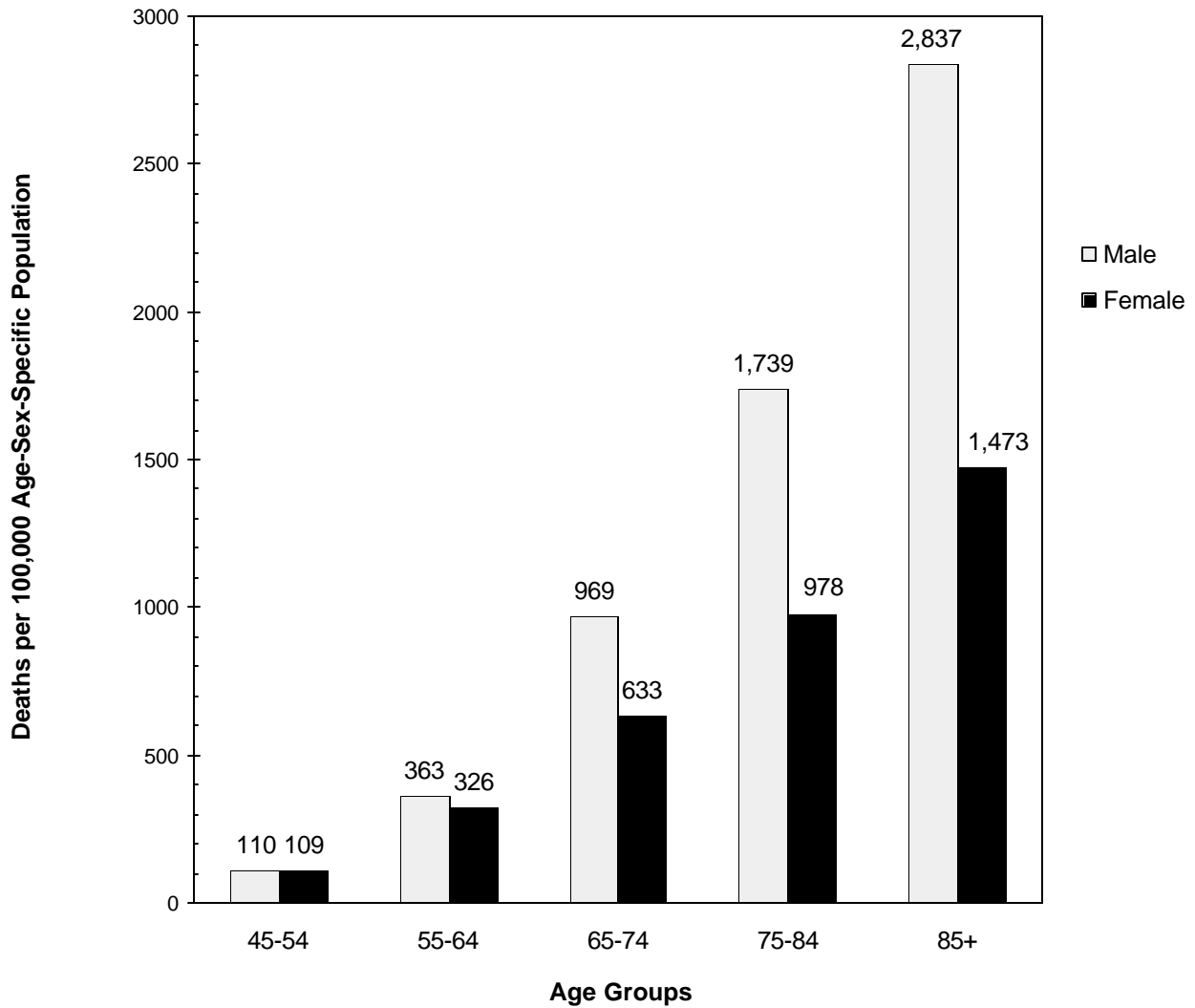
Source: Bureau of Health Information, Division of Health Care Financing, Department of Health and Family Services.

Note: The ICD-10 codes used for diseases of the heart are I00-I09, I11, I13, I20-I51.

- Death rates from diseases of the heart for males exceeded rates for females in all age groups.

Deaths and Death Rates

Figure 2. Malignant Neoplasm (Cancer) Death Rates by Selected Age Groups and Sex, Wisconsin 2000

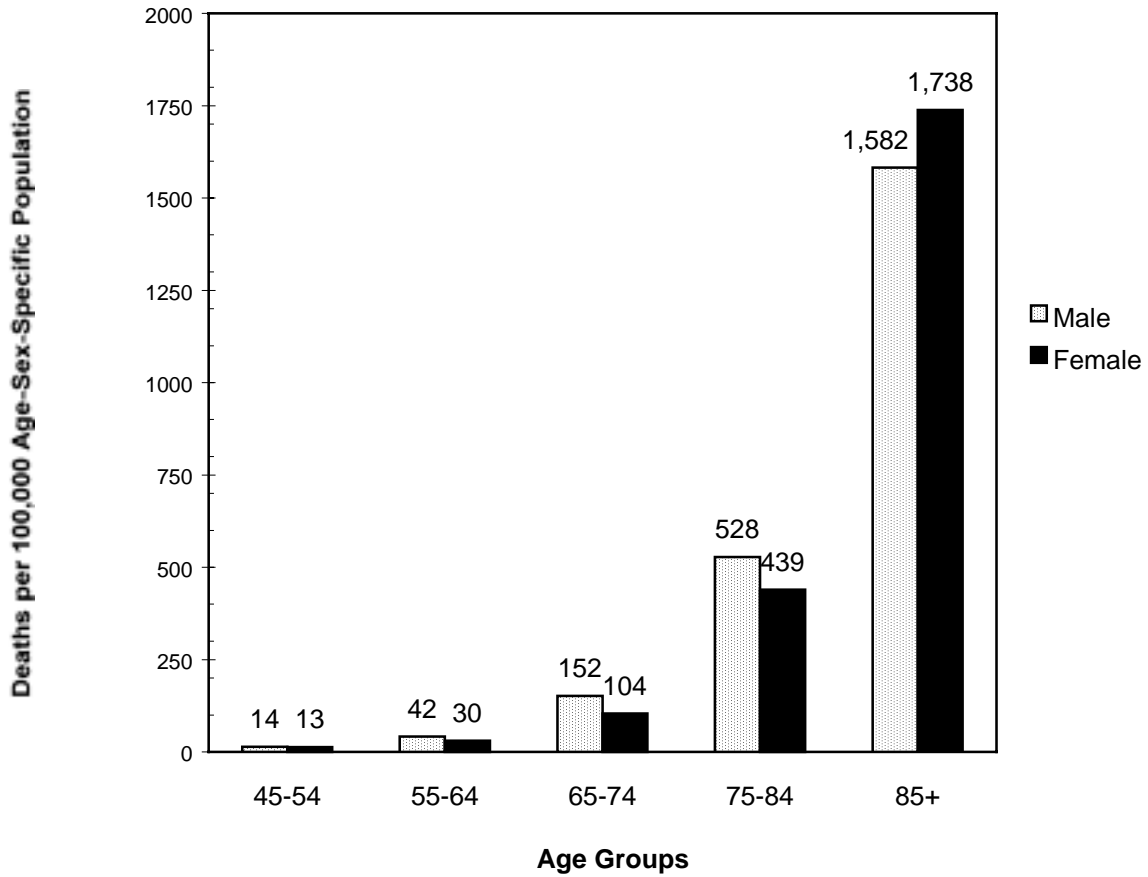


Source: Bureau of Health Information, Division of Health Care Financing, Department of Health and Family Services.

Note: The ICD-10 codes used for malignant neoplasms are C00-C97.

- Death rates from malignant neoplasms (cancer) for males exceeded rates for females in all age groups. At ages 45-54, the rates were nearly identical.

Figure 3. Death Rates from Cerebrovascular Diseases (Stroke) by Selected Age Groups and Sex, Wisconsin 2000



Source: Bureau of Health Information, Division of Health Care Financing, Department of Health and Family Services.

Note: The ICD-10 codes used for cerebrovascular diseases are I60-I69.

- Death rates from cerebrovascular diseases (stroke) for males exceeded rates for females in all age groups except age 85 and older.

Cause of Death

Table 9. Summary Categories of Cause of Death, Wisconsin 2000

	Immediate Cause of Death	Underlying Cause of Death	All-Mention Cause of Death
ALL CAUSES	46,405	46,405	93,719
Tuberculosis	2	5	13
Syphilis	-	2	3
Human Immunodeficiency Virus (HIV)	25	74	84
Malignant Neoplasms	8,680	10,620	11,875
Diabetes Mellitus	123	1,315	4,238
Alzheimer's Disease	726	1,185	1,902
Diseases of the Heart	14,436	13,611	20,347
Primary Hypertension and Hypertensive Renal Disease	39	300	3,934
Cerebrovascular Diseases	3,322	3,580	5,640
Atherosclerosis	119	235	1,174
Other Diseases of Circulatory System	383	653	1,412
Influenza and Pneumonia	2,785	1,214	4,132
Chronic Lower Respiratory Diseases	1,178	2,309	4,535
Peptic Ulcer	25	101	220
Chronic Liver Disease and Cirrhosis	158	441	586
Nephritis, Nephrotic Syndrome and Nephrosis	1,314	759	3,773
Pregnancy, Childbirth and the Puerperium	5	5	5
Certain Conditions Originating in Perinatal Period	237	224	286
Congenital Malform./Deform./Chromosomal Abnorm.	82	186	287
Sudden Infant Death Syndrome	62	61	63
Symptoms/Signs/Abnormal Clinical/Lab Findings	1,790	160	3,842
Motor Vehicle Accidents	4	865	876
All Accidents (except motor vehicle)	16	1,345	2,711
Intentional Self-Harm (Suicide)	40	588	597
Assault (Homicide)	-	175	176
All Other External Causes	-	40	46
All Other Diseases	10,854	6,352	20,962

Source: Bureau of Health Information, Division of Health Care Financing, Department of Health and Family Services.

Notes: The immediate cause of death is the final disease or condition resulting in death. The underlying cause of death is the disease or injury that initiated events resulting in death. All-mention cause of death includes all conditions listed on the death record, including those in the chain of events leading to death and others contributing to the death. Thus, the all-mention cause of death column will always have a higher total than the total number of deaths.

For the ICD-10 codes used for each cause, see Technical Notes, page 79.

- In referring to a “cause of death,” someone is usually referring to the underlying cause. For example, 10,620 Wisconsin residents died in 2000 due to malignant neoplasms (underlying cause). For only 8,680 residents, a malignant neoplasm was indicated as the final disease or condition that caused the person to die (immediate cause). For 11,875 residents, a malignant neoplasm contributed to death (all-mention cause).

Cause of Death

Table 10. Leading Underlying Causes of Death by Age, Wisconsin 1999 and 2000

1999	Number	Rate	2000	Number	Rate
TOTAL, ALL AGES	46,571	879.5	TOTAL, ALL AGES	46,405	865.2
Diseases of the Heart	13,802	260.7	Diseases of the Heart	13,611	253.8
Malignant Neoplasms	10,731	202.7	Malignant Neoplasms	10,620	198.0
Cerebrovascular Diseases	3,849	72.7	Cerebrovascular Diseases	3,580	66.7
Chronic Lower Respiratory Dis.	2,266	42.8	Chronic Lower Respiratory Dis.	2,309	43.0
Accidents (ex. med./surg. comp.)	1,943	36.7	Accidents (ex. med./surg. comp.)	2,154	40.2
Influenza and Pneumonia	1,423	26.9	Diabetes Mellitus	1,315	24.5
Diabetes Mellitus	1,273	24.0	Influenza and Pneumonia	1,214	22.6
Alzheimer's Disease	1,169	22.1	Alzheimer's Disease	1,185	22.1
Nephritis/Nephrotic Syn./Nephrosis	677	12.8	Nephritis/Nephrotic Syn./Nephrosis	759	14.2
Intentional Self-Harm (Suicide)	598	11.3	Intentional Self-Harm (Suicide)	588	11.0
Chronic Liver Dis. and Cirrhosis	402	7.6	Chronic Liver Dis. and Cirrhosis	441	8.2
LESS THAN 1 YEAR	456	668.8	LESS THAN 1 YEAR	457	677.3
Dis. Rel. Short Gest./Low Brthwgt.	91	133.5	Congenital Malformations, etc.	98	145.2
Congenital Malformations, etc.	87	127.6	Dis. Rel. Short Gest./Low Brthwgt.	86	127.5
Sudden Infant Death Syndrome	55	80.7	Sudden Infant Death Syndrome	61	90.4
Accidents (ex. med./surg. comp.)	31	45.5	Newborn Affect. Comp. Placenta	22	32.6
Newborn Affect. Comp. Placenta	17		Newborn Affect. by Comp. Preg.	19	
Bacterial Sepsis of Newborn	15		Accidents (ex. med./surg. comp.)	17	
Newborn Affect. by Comp. Preg.	12		Intrauterine Hypox./Birth Asphyxia	12	
Respiratory Distress of Newborn	10		Diseases of the Circulatory System	11	
Neonatal Hemorrhage	10		Respiratory Distress of Newborn	10	
Influenza and Pneumonia	9		Atelectasis	8	
1-14 YEARS	256	24.6	1-14 YEARS	214	20.2
Accidents (ex. med./surg. comp.)	97	9.3	Accidents (ex. med./surg. comp.)	77	7.3
Congenital Malformations, etc.	25	2.4	Malignant Neoplasms	22	2.1
Malignant Neoplasms	21	2.0	Assault (Homicide)	12	
Assault (Homicide)	14		Diseases of the Heart	10	
Intentional Self-Harm (Suicide)	8		Intentional Self-Harm (Suicide)	10	
Diseases of the Heart	6		Congenital Malformations, etc.	9	
Influenza and Pneumonia	5		Septicemia	8	
Chronic Lower Respiratory Dis.	5		In Situ/Benign/Uncer. Neoplasms	4	
In Situ/Benign/Uncer. Neoplasms	4		Influenza and Pneumonia	4	
Certain Cond. Orig. Perinatal Per.	4		Chronic Lower Respiratory Dis.	4	
15-24 YEARS	563	73.6	15-24 YEARS	563	73.6
Accidents (ex. med./surg. comp.)	242	31.6	Accidents (ex. med./surg. comp.)	279	36.5
Intentional Self-Harm (Suicide)	99	12.9	Intentional Self-Harm (Suicide)	99	12.9
Assault (Homicide)	84	11.0	Assault (Homicide)	63	8.2
Malignant Neoplasms	30	3.9	Malignant Neoplasms	29	3.8
Diseases of the Heart	29	3.8	Diseases of the Heart	11	
Congenital Malformations, etc.	14		Congenital Malformations, etc.	9	
Cerebrovascular Diseases	5		Chronic Lower Respiratory Dis.	5	
Diabetes Mellitus	3		Diabetes Mellitus	4	
Anemias	2		Nephritis/Nephrotic Syn./Nephrosis	4	
Meningitis	2		Influenza and Pneumonia	3	

(continued)

Cause of Death

Table 10. Leading Underlying Causes of Death by Age, Wisconsin 1999 and 2000

1999	Number	Rate	2000	Number	Rate
25-44 YEARS	1,824	116.2	25-44 YEARS	1,991	125.9
Accidents (ex. med./surg. comp.)	413	26.3	Accidents (ex. med./surg. comp.)	439	27.8
Malignant Neoplasms	371	23.6	Malignant Neoplasms	389	24.6
Diseases of the Heart	232	14.8	Diseases of the Heart	268	17.0
Intentional Self-Harm (Suicide)	218	13.9	Intentional Self-Harm (Suicide)	245	15.5
Assault (Homicide)	76	4.8	Assault (Homicide)	63	4.0
Chronic Liver Dis. and Cirrhosis	47	3.0	Chronic Liver Dis. and Cirrhosis	55	3.5
Cerebrovascular Diseases	44	2.8	Cerebrovascular Diseases	51	3.2
Diabetes Mellitus	41	2.6	Human Immunodeficiency Virus	45	2.8
Human Immunodeficiency Virus	40	2.5	Diabetes Mellitus	43	2.7
Congenital Malformations, etc.	23	1.5	Congenital Malformations, etc.	23	1.5
45-64 YEARS	6,360	550.2	45-64 YEARS	6,482	544.7
Malignant Neoplasms	2,421	209.4	Malignant Neoplasms	2,377	199.7
Diseases of the Heart	1,579	136.6	Diseases of the Heart	1,604	134.8
Accidents (ex. med./surg. comp.)	310	26.8	Accidents (ex. med./surg. comp.)	388	32.6
Cerebrovascular Diseases	231	20.0	Cerebrovascular Diseases	261	21.9
Diabetes Mellitus	207	17.9	Diabetes Mellitus	197	16.6
Chronic Lower Respiratory Dis.	205	17.7	Chronic Lower Respiratory Dis.	191	16.0
Chronic Liver Dis. and Cirrhosis	174	15.1	Chronic Liver Dis. and Cirrhosis	179	15.0
Intentional Self-Harm (Suicide)	172	14.9	Intentional Self-Harm (Suicide)	145	12.2
Influenza and Pneumonia	69	6.0	Nephritis/Nephrotic Syn./Nephrosis	68	5.7
In-Situ/Benign/Uncer. Neoplasms	44	3.8	Influenza and Pneumonia	62	5.2
65-74 YEARS	8,324	2,364.0	65-74 YEARS	8,084	2,275.2
Malignant Neoplasms	2,954	838.9	Malignant Neoplasms	2,801	788.3
Diseases of the Heart	2,343	665.4	Diseases of the Heart	2,130	599.5
Chronic Lower Respiratory Dis.	535	151.9	Chronic Lower Respiratory Dis.	601	169.1
Cerebrovascular Diseases	493	140.0	Cerebrovascular Diseases	449	126.4
Diabetes Mellitus	303	86.0	Diabetes Mellitus	295	83.0
Accidents (ex. med./surg. comp.)	152	43.2	Accidents (ex. med./surg. comp.)	189	53.2
Nephritis/Nephrotic Syn./Nephrosis	117	33.2	Nephritis/Nephrotic Syn./Nephrosis	142	40.0
Influenza and Pneumonia	115	32.7	Influenza and Pneumonia	118	33.2
Chronic Liver Dis. and Cirrhosis	91	25.8	Chronic Liver Dis. and Cirrhosis	107	30.1
Aortic Aneurysm and Dissection	81	23.0	Aortic Aneurysm and Dissection	87	24.5
75-84 YEARS	14,039	5,622.0	75-84 YEARS	13,675	5,434.8
Diseases of the Heart	4,340	1,738.0	Diseases of the Heart	4,232	1,681.9
Malignant Neoplasms	3,246	1,300.0	Malignant Neoplasms	3,221	1,280.1
Cerebrovascular Diseases	1,369	548.3	Cerebrovascular Diseases	1,193	474.1
Chronic Lower Respiratory Dis.	918	367.6	Chronic Lower Respiratory Dis.	910	361.7
Diabetes Mellitus	436	174.6	Diabetes Mellitus	434	172.5
Influenza and Pneumonia	414	165.8	Alzheimer's Disease	371	147.4
Alzheimer's Disease	364	145.8	Influenza and Pneumonia	326	129.6
Accidents (ex. med./surg. comp.)	317	127.0	Accidents (ex. med./surg. comp.)	324	128.8
Nephritis/Nephrotic Syn./Nephrosis	250	100.1	Nephritis/Nephrotic Syn./Nephrosis	250	99.4
Parkinson's Disease	155	62.1	Aortic Aneurysm and Dissection	154	61.2

(continued)

Cause of Death

Table 10. Leading Underlying Causes of Death by Age, Wisconsin 1999 and 2000

1999	Number	Rate	2000	Number	Rate
85 YEARS AND OVER	14,748	15,449.0	85 YEARS AND OVER	14,938	15,621.4
Diseases of the Heart	5,266	5,516.0	Diseases of the Heart	5,349	5,593.7
Cerebrovascular Diseases	1,704	1,785.0	Malignant Neoplasms	1,780	1,861.4
Malignant Neoplasms	1,686	1,766.0	Cerebrovascular Diseases	1,619	1,693.1
Influenza and Pneumonia	788	825.5	Alzheimer's Disease	725	758.2
Alzheimer's Disease	734	768.9	Influenza and Pneumonia	673	703.8
Chronic Lower Respiratory Dis.	586	613.9	Chronic Lower Respiratory Dis.	581	607.6
Accidents (ex. med./surg. comp.)	381	399.1	Accidents (ex. med./surg. comp.)	441	461.2
Diabetes Mellitus	283	296.5	Diabetes Mellitus	342	357.6
Nephritis/Nephrotic Syn./Nephrosis	262	274.5	Nephritis/Nephrotic Syn./Nephrosis	280	292.8
Pneumonitis Due to Solids/Liquids	180	188.6	Septicemia	173	180.9

Source: Bureau of Health Information, Division of Health Care Financing, Department of Health and Family Services. For the population counts used to calculate 2000 rates, see Technical Notes, page 83. The population estimates used to calculate rates for 1999 are located in the Technical Notes, page 84.

Notes: Age-specific rates are deaths per 100,000 population in that age group. A rate is not calculated when there were fewer than 20 deaths. Underlying cause of death is the disease or injury that initiated events resulting in death.

The total for 1999 includes one record where age was unknown and one infant death where sex was unknown.

The total for 2000 also includes one record where age was unknown.

For the ICD-10 codes used for the cause-of-death groupings, see Technical Notes, page 76 and page 77 (infants only).

Conditions abbreviated in this table are spelled out in full in the Technical Notes.

- As in 1999, the three leading causes of death in 2000 were diseases of the heart, malignant neoplasms (cancer) and cerebrovascular diseases (stroke). These three causes of death accounted for 60 percent of total deaths among Wisconsin residents.
- Although diseases of the heart constituted the leading cause of death overall, within specific age groups this category was the leading cause only among persons 75-84 years and 85 years and over.
- Accidents were the leading cause of death for age groups 1-14, 15-24, and 25-44.

Cause of Death

Table 11. Leading Underlying Causes of Death for Males by Age, Wisconsin 1999 and 2000

1999	Number	Rate	2000	Number	Rate
TOTAL, ALL AGES	22,852	878.2	TOTAL, ALL AGES	22,483	848.7
Diseases of the Heart	6,849	263.2	Diseases of the Heart	6,598	249.1
Malignant Neoplasms	5,679	218.2	Malignant Neoplasms	5,522	208.5
Cerebrovascular Diseases	1,498	57.6	Cerebrovascular Diseases	1,381	52.1
Accidents (ex. med./surg. comp.)	1,194	45.9	Accidents (ex. med./surg. comp.)	1,335	50.4
Chronic Lower Respiratory Dis.	1,173	45.1	Chronic Lower Respiratory Dis.	1,145	43.2
Influenza and Pneumonia	617	23.7	Diabetes Mellitus	610	23.0
Diabetes Mellitus	612	23.5	Influenza and Pneumonia	510	19.3
Intentional Self-Harm (Suicide)	473	18.2	Intentional Self-Harm (Suicide)	470	17.7
Nephritis/Nephrotic Syn./Nephrosis	330	12.7	Nephritis/Nephrotic Syn./Nephrosis	371	14.0
Alzheimer's Disease	314	12.1	Alzheimer's Disease	318	12.0
Chronic Liver Dis. and Cirrhosis	236	9.1	Chronic Liver Dis. and Cirrhosis	288	10.9
LESS THAN 1 YEAR	255	728.2	LESS THAN 1 YEAR	261	752.5
Dis. Rel. Short Gest./Low Brthwgt.	57	162.8	Dis. Rel. Short Gest./Low Brthwgt.	51	147.0
Congenital Malformations, etc.	40	114.2	Congenital Malformations, etc.	47	135.5
Sudden Infant Death Syndrome	29	82.8	Sudden Infant Death Syndrome	35	100.9
Accidents (ex. med./surg. comp.)	20	57.1	Newborn Affect. Comp. Placenta	15	
Bacterial Sepsis of Newborn	9		Accidents (ex. med./surg. comp.)	10	
Newborn Affect. Comp. Placenta	7		Newborn Affect. by Comp. Preg.	9	
Neonatal Hemorrhage	7		Intrauterine Hypox./Birth Asphyxia	9	
Newborn Affect. by Comp. Preg.	5		Diseases of the Circulatory System	8	
Respiratory Distress of Newborn	5		Respiratory Distress of Newborn	6	
Atelectasis	5		Atelectasis	5	
1-14 YEARS	147	27.6	1-14 YEARS	129	23.8
Accidents (ex. med./surg. comp.)	67	12.6	Accidents (ex. med./surg. comp.)	53	9.8
Malignant Neoplasms	13		Malignant Neoplasms	13	
Congenital Malformations, etc.	13		Septicemia	7	
Assault (Homicide)	6		Intentional Self-Harm (Suicide)	7	
Septicemia	3		Diseases of the Heart	5	
In Situ/Benign/Uncert. Neoplasms	3		Congenital Malformations, etc.	4	
Certain Cond. Orig. Perinatal Per.	3		Assault (Homicide)	4	
Meningitis	2		In Situ/Benign/Uncert. Neoplasms	2	
Diseases of the Heart	2		Chronic Lower Respiratory Dis.	2	
Cerebrovascular Diseases	2		Nephritis/Nephrotic Synd./Nephrosis	2	
15-24 YEARS	411	105.6	15-24 YEARS	434	111.0
Accidents (ex. med./surg. comp.)	173	44.5	Accidents (ex. med./surg. comp.)	216	55.2
Intentional Self-Harm (Suicide)	87	22.4	Intentional Self-Harm (Suicide)	86	22.0
Assault (Homicide)	66	17.0	Assault (Homicide)	54	13.8
Malignant Neoplasms	22	5.7	Malignant Neoplasms	17	
Diseases of the Heart	20	5.1	Diseases of the Heart	6	
Congenital Malformations, etc.	9		Congenital Malformations, etc.	6	
Cerebrovascular Diseases	3		Chronic Lower Respiratory Dis.	3	
Meningitis	2		Nephritis/Nephrotic Synd./Nephrosis	3	
Influenza and Pneumonia	2		Diabetes Mellitus	2	
Anemias	1		Influenza and Pneumonia	2	

(continued)

Cause of Death

Table 11. Leading Underlying Causes of Death for Males by Age, Wisconsin 1999 and 2000

1999	Number	Rate	2000	Number	Rate
25-44 YEARS	1,191	151.5	25-44 YEARS	1,266	158.7
Accidents (ex. med./surg. comp.)	312	39.7	Accidents (ex. med./surg. comp.)	305	38.2
Diseases of the Heart	172	21.9	Intentional Self-Harm (Suicide)	200	25.1
Intentional Self-Harm (Suicide)	171	21.8	Diseases of the Heart	198	24.8
Malignant Neoplasms	161	20.5	Malignant Neoplasms	170	21.3
Assault (Homicide)	58	7.4	Assault (Homicide)	47	5.9
Human Immunodeficiency Virus	33	4.2	Human Immunodeficiency Virus	37	4.6
Chronic Liver Dis. and Cirrhosis	32	4.1	Chronic Liver Dis. and Cirrhosis	37	4.6
Diabetes Mellitus	24	3.1	Diabetes Mellitus	23	2.9
Cerebrovascular Diseases	21	2.7	Cerebrovascular Diseases	21	2.6
Influenza and Pneumonia	16		Congenital Malformations, etc.	13	
45-64 YEARS	3,973	697.5	45-64 YEARS	3,935	664.0
Malignant Neoplasms	1,333	234.0	Malignant Neoplasms	1,219	205.7
Diseases of the Heart	1,169	205.2	Diseases of the Heart	1,141	192.5
Accidents (ex. med./surg. comp.)	225	39.5	Accidents (ex. med./surg. comp.)	288	48.6
Diabetes Mellitus	127	22.3	Cerebrovascular Diseases	146	24.6
Intentional Self-Harm (Suicide)	127	22.3	Chronic Liver Dis. and Cirrhosis	138	23.3
Cerebrovascular Diseases	126	22.1	Diabetes Mellitus	111	18.7
Chronic Liver Dis. and Cirrhosis	113	19.8	Intentional Self-Harm (Suicide)	107	18.1
Chronic Lower Respiratory Dis.	105	18.4	Chronic Lower Respiratory Dis.	98	16.5
Influenza and Pneumonia	44	7.7	Nephritis/Nephrotic Syn./Nephrosis	45	7.6
Aortic Aneurysm and Dissection	32	5.6	Aortic Aneurysm and Dissection	39	6.6
65-74 YEARS	4,884	3,014.0	65-74 YEARS	4,670	2,841.0
Malignant Neoplasms	1,669	1,030.0	Malignant Neoplasms	1,592	968.5
Diseases of the Heart	1,518	936.9	Diseases of the Heart	1,353	823.1
Chronic Lower Respiratory Dis.	300	185.2	Chronic Lower Respiratory Dis.	304	184.9
Cerebrovascular Diseases	262	161.7	Cerebrovascular Diseases	250	152.1
Diabetes Mellitus	166	102.5	Diabetes Mellitus	149	90.6
Accidents (ex. med./surg. comp.)	85	52.5	Accidents (ex. med./surg. comp.)	125	76.0
Influenza and Pneumonia	67	41.4	Nephritis/Nephrotic Syn./Nephrosis	79	48.1
Nephritis/Nephrotic Syn./Nephrosis	63	38.9	Influenza and Pneumonia	64	38.9
Aortic Aneurysm and Dissection	60	37.0	Chronic Liver Dis. and Cirrhosis	62	37.7
Chronic Liver Dis. and Cirrhosis	51	31.5	Aortic Aneurysm and Dissection	57	34.7
75-84 YEARS	7,124	7,127.0	75-84 YEARS	6,903	6,911.4
Diseases of the Heart	2,297	2,298.0	Diseases of the Heart	2,202	2,204.7
Malignant Neoplasms	1,741	1,742.0	Malignant Neoplasms	1,737	1,739.1
Cerebrovascular Diseases	615	615.2	Cerebrovascular Diseases	527	527.6
Chronic Lower Respiratory Dis.	485	485.2	Chronic Lower Respiratory Dis.	480	480.6
Influenza and Pneumonia	221	221.1	Diabetes Mellitus	212	212.3
Diabetes Mellitus	204	204.1	Accidents (ex. med./surg. comp.)	175	175.2
Accidents (ex. med./surg. comp.)	174	174.1	Influenza and Pneumonia	165	165.2
Nephritis/Nephrotic Syn./Nephrosis	133	133.1	Nephritis/Nephrotic Syn./Nephrosis	129	129.2
Alzheimer's Disease	132	132.1	Alzheimer's Disease	128	128.2
Parkinson's Disease	91	91.0	Parkinson's Disease	97	97.1

(continued)

Cause of Death

Table 11. Leading Underlying Causes of Death for Males by Age, Wisconsin 1999 and 2000

1999	Number	Rate	2000	Number	Rate
85 YEARS AND OVER	4,866	17,548.0	85 YEARS AND OVER	4,884	17,922.3
Diseases of the Heart	1,667	6,012.0	Diseases of the Heart	1,689	6,197.9
Malignant Neoplasms	739	2,665.0	Malignant Neoplasms	773	2,836.6
Cerebrovascular Diseases	468	1,688.0	Cerebrovascular Diseases	431	1,581.6
Chronic Lower Respiratory Dis.	271	977.3	Chronic Lower Respiratory Dis.	253	928.4
Influenza and Pneumonia	262	944.8	Influenza and Pneumonia	226	829.3
Alzheimer's Disease	145	522.9	Accidents (ex. med./surg. comp.)	163	598.1
Accidents (ex. med./surg. comp.)	138	497.7	Alzheimer's Disease	150	550.4
Nephritis/Nephrotic Syn./Nephrosis	104	375.0	Diabetes Mellitus	113	414.7
Diabetes Mellitus	90	324.6	Nephritis/Nephrotic Syn./Nephrosis	108	396.3
Pneumonitis Due to Solids/Liquids	87	313.7	Pneumonitis Due to Solids/Liquids	86	315.6

Source: Bureau of Health Information, Division of Health Care Financing, Department of Health and Family Services. For the population counts used to calculate 2000 rates, see Technical Notes, page 83. The population estimates used to calculate rates for 1999 are located in the Technical Notes, page 84.

Notes: Age-specific rates are deaths per 100,000 males in that age group. A rate is not calculated when there were fewer than 20 deaths.

The total for 1999 includes one record where age was unknown.

The total for 2000 also includes one record where age was unknown.

Underlying cause of death is the disease or injury that initiated events resulting in death.

For the ICD-10 codes used for the cause-of-death groupings, see Technical Notes, page 76 and page 77 (infants only).

Conditions abbreviated in this table are spelled out in full in the Technical Notes.

- Accidents were the leading cause of death among boys ages 1-14 and men ages 15-24 and 25-44.
- Suicide was the second leading cause of death among men ages 15-24 and 25-44.
- Alzheimer's disease was the ninth leading cause of death among men ages 75-84, and the seventh leading cause among men age 85 and over.

Cause of Death

Table 12. Leading Underlying Causes of Death for Females by Age, Wisconsin 1999 and 2000

1999	Number	Rate	2000	Number	Rate
TOTAL, ALL AGES	23,718	880.7	TOTAL, ALL AGES	23,922	881.2
Diseases of the Heart	6,953	258.2	Diseases of the Heart	7,013	258.4
Malignant Neoplasms	5,052	187.6	Malignant Neoplasms	5,098	187.8
Cerebrovascular Diseases	2,351	87.3	Cerebrovascular Diseases	2,199	81.0
Chronic Lower Respiratory Dis.	1,093	40.6	Chronic Lower Respiratory Dis.	1,164	42.9
Alzheimer's Disease	855	31.7	Alzheimer's Disease	867	31.9
Influenza and Pneumonia	806	29.9	Accidents (ex. med./surg. comp.)	819	30.2
Accidents (ex. med./surg. comp.)	749	27.8	Diabetes Mellitus	705	26.0
Diabetes Mellitus	661	24.5	Influenza and Pneumonia	704	25.9
Nephritis/Nephrotic Syn./Nephrosis	347	12.9	Nephritis/Nephrotic Syn./Nephrosis	388	14.3
Septicemia	194	7.2	Septicemia	221	8.1
Chronic Liver Dis. and Cirrhosis	166	6.2	Hypertension/Hypertensive Renal Dis.	194	7.1
LESS THAN 1 YEAR	200	603.1	LESS THAN 1 YEAR	196	597.8
Congenital Malformations, etc.	47	141.7	Congenital Malformations, etc.	51	155.5
Dis. Rel. Short Gest./Low Birthwtg.	33	99.5	Dis. Rel. Short Gest./Low Birthwtg.	35	106.7
Sudden Infant Death Syndrome	26	78.4	Sudden Infant Death Syndrome	26	79.3
Accidents (ex. med./surg. comp.)	11		Newborn Affect. by Comp. Preg.	10	
Newborn Affect. Comp. Placenta	10		Newborn Affect. Comp. Placenta	7	
Newborn Affect. by Comp. Preg.	7		Accidents (ex. med./surg. comp.)	7	
Bacterial Sepsis of Newborn	6		Respiratory Distress of Newborn	4	
Influenza and Pneumonia	5		Neonatal Hemorrhage	4	
Respiratory Distress of Newborn	5		Diseases of the Circulatory System	3	
Diseases of the Circulatory System	4		Influenza and Pneumonia	3	
1-14 YEARS	109	21.5	1-14 YEARS	85	16.5
Accidents (ex. med./surg. comp.)	30	5.9	Accidents (ex. med./surg. comp.)	24	4.7
Congenital Malformations, etc.	12		Malignant Neoplasms	9	
Malignant Neoplasms	8		Assault (Homicide)	8	
Assault (Homicide)	8		Diseases of the Heart	5	
Intentional Self-Harm (Suicide)	6		Congenital Malformations, etc.	5	
Diseases of the Heart	4		Influenza and Pneumonia	3	
Influenza and Pneumonia	4		Intentional Self-Harm (Suicide)	3	
Chronic Lower Respiratory Dis.	3		In Situ/Benign/Uncert. Neoplasms	2	
Anemias	2		Chronic Lower Respiratory Dis.	2	
Human Immunodeficiency Virus	1		Septicemia	1	
15-24 YEARS	152	40.5	15-24 YEARS	129	34.6
Accidents (ex. med./surg. comp.)	69	18.4	Accidents (ex. med./surg. comp.)	63	16.9
Assault (Homicide)	18		Intentional Self-Harm (Suicide)	13	
Intentional Self-Harm (Suicide)	12		Malignant Neoplasms	12	
Diseases of the Heart	9		Assault (Homicide)	9	
Malignant Neoplasms	8		Diseases of the Heart	5	
Congenital Malformations, etc.	5		Congenital Malformations, etc.	3	
Diabetes Mellitus	2		Anemias	2	
Cerebrovascular Diseases	2		Diabetes Mellitus	2	
Chronic Lower Respiratory Dis.	2		Chronic Lower Respiratory Dis.	2	
Meningococcal Infection	1		Nutritional Deficiencies	2	

(continued)

Cause of Death

Table 12. Leading Underlying Causes of Death for Females by Age, Wisconsin 1999 and 2000

1999			2000		
	Number	Rate		Number	Rate
25-44 YEARS	633	80.8	25-44 YEARS	725	92.5
Malignant Neoplasms	210	26.8	Malignant Neoplasms	219	27.9
Accidents (ex. med./surg. comp.)	101	12.9	Accidents (ex. med./surg. comp.)	134	17.1
Diseases of the Heart	60	7.7	Diseases of the Heart	70	9.1
Intentional Self-Harm (Suicide)	47	6.0	Intentional Self-Harm (Suicide)	45	5.7
Cerebrovascular Diseases	23	2.9	Cerebrovascular Diseases	30	3.8
Assault (Homicide)	18		Diabetes Mellitus	20	2.6
Diabetes Mellitus	17		Chronic Liver Dis. and Cirrhosis	18	
Chronic Liver Dis. and Cirrhosis	15		Assault (Homicide)	16	
Congenital Malformations, etc.	11		Chronic Lower Respiratory Dis.	11	
Human Immunodeficiency Virus	7		Influenza and Pneumonia	10	
45-64 YEARS	2,387	407.0	45-64 YEARS	2,547	426.3
Malignant Neoplasms	1,088	185.5	Malignant Neoplasms	1,158	193.8
Diseases of the Heart	410	69.9	Diseases of the Heart	463	77.5
Cerebrovascular Diseases	105	17.9	Cerebrovascular Diseases	115	19.3
Chronic Lower Respiratory Dis.	100	17.1	Accidents (ex. med./surg. comp.)	100	16.7
Accidents (ex. med./surg. comp.)	85	14.5	Chronic Lower Respiratory Dis.	93	15.6
Diabetes Mellitus	80	13.6	Diabetes Mellitus	86	14.4
Chronic Liver Dis. and Cirrhosis	61	10.4	Chronic Liver Dis. and Cirrhosis	41	6.9
Intentional Self-Harm (Suicide)	45	7.7	Intentional Self-Harm (Suicide)	38	6.4
Influenza and Pneumonia	25	4.3	Influenza and Pneumonia	25	4.2
Septicemia	19		Nephritis/Nephrotic Synd./Nephrosis	23	3.9
65-74 YEARS	3,440	1,810.0	65-74 YEARS	3,414	1,788.1
Malignant Neoplasms	1,285	676.0	Malignant Neoplasms	1,209	633.2
Diseases of the Heart	825	434.0	Diseases of the Heart	777	407.0
Chronic Lower Respiratory Dis.	235	123.6	Chronic Lower Respiratory Dis.	297	155.6
Cerebrovascular Diseases	231	121.5	Cerebrovascular Diseases	199	104.2
Diabetes Mellitus	137	72.1	Diabetes Mellitus	146	76.5
Accidents (ex. med./surg. comp.)	67	35.2	Accidents (ex. med./surg. comp.)	64	33.5
Nephritis/Nephrotic Syn./Nephrosis	54	28.4	Nephritis/Nephrotic Syn./Nephrosis	63	33.0
Influenza and Pneumonia	48	25.2	Influenza and Pneumonia	54	28.3
Chronic Liver Dis. and Cirrhosis	40	21.0	Chronic Liver Dis. and Cirrhosis	45	23.6
Septicemia	32	16.8	Alzheimer's Disease	41	21.5
75-84 YEARS	6,915	4,618.0	75-84 YEARS	6,772	4,462.8
Diseases of the Heart	2,043	1,364.0	Diseases of the Heart	2,030	1,337.8
Malignant Neoplasms	1,505	1,005.0	Malignant Neoplasms	1,484	978.0
Cerebrovascular Diseases	754	503.5	Cerebrovascular Diseases	666	438.9
Chronic Lower Respiratory Dis.	433	289.2	Chronic Lower Respiratory Dis.	430	283.4
Diabetes Mellitus	232	154.9	Alzheimer's Disease	243	160.1
Alzheimer's Disease	232	154.9	Diabetes Mellitus	222	146.3
Influenza and Pneumonia	193	128.9	Influenza and Pneumonia	161	106.1
Accidents (ex. med./surg. comp.)	143	95.5	Accidents (ex. med./surg. comp.)	149	98.2
Nephritis/Nephrotic Syn./Nephrosis	117	78.1	Nephritis/Nephrotic Syn./Nephrosis	121	79.7
Septicemia	68	45.4	Aortic Aneurysm and Dissection	63	41.5

(continued)

Cause of Death

Table 12. Leading Underlying Causes of Death for Females by Age, Wisconsin 1999 and 2000

1999	Number	Rate	2000	Number	Rate
85 YEARS AND OVER	9,882	14,590.0	85 YEARS AND OVER	10,054	14,704.4
Diseases of the Heart	3,599	5,314.0	Diseases of the Heart	3,660	5,352.9
Cerebrovascular Diseases	1,236	1,825.0	Cerebrovascular Diseases	1,188	1,737.5
Malignant Neoplasms	947	1,398.0	Malignant Neoplasms	1,007	1,472.8
Alzheimer's Disease	589	869.6	Alzheimer's Disease	575	841.0
Influenza and Pneumonia	526	776.6	Influenza and Pneumonia	447	653.8
Chronic Lower Respiratory Dis.	315	465.1	Chronic Lower Respiratory Dis.	328	479.7
Accidents (ex. med./surg. comp.)	243	358.8	Accidents (ex. med./surg. comp.)	278	406.6
Diabetes Mellitus	193	285.0	Diabetes Mellitus	229	334.9
Nephritis/Nephrotic Syn./Nephrosis	158	233.3	Nephritis/Nephrotic Syn./Nephrosis	172	251.6
Atherosclerosis	107	158.0	Hypertension/Hypertensive Renal Dis.	111	162.3

Source: Bureau of Health Information, Division of Health Care Financing, Department of Health and Family Services. For the population counts used to calculate 2000 rates, see Technical Notes, page 83. The population estimates used to calculate rates for 1999 are located in the Technical Notes, page 84.

Notes: Age-specific rates are deaths per 100,000 females in that age group. A rate is not calculated when there were fewer than 20 deaths.

Underlying cause of death is the disease or injury that initiated events resulting in death.

For the ICD-10 codes used for the cause-of-death groupings, see Technical Notes, page 76 and page 77 (infants only).

Conditions abbreviated in this table are spelled out in full in the Technical Notes.

- Diseases of the heart were the leading cause of death among the oldest groups of women (ages 75-84 and ages 85 and older). Malignant neoplasms (cancer) were the leading cause of death among women ages 25-74.
- Accidents were the leading cause of death among females ages 1-14 and 15-24, but among women ages 25-44, cancer was the leading cause of death.

Cause of Death

Table 13. Deaths by Underlying Cause of Death, Age and Sex, Wisconsin 2000

	Total	All Ages		Under 1		1 - 4		5 - 9	
		Male	Female	Male	Female	Male	Female	Male	Female
Age/Sex-Specific Death Rate	865.2	848.7	881.2	752.5	597.8	25.6	26.8	26.2	10.8
Total Deaths, All Causes	46,405	22,483	23,922	261	196	36	36	51	20
Tuberculosis	5	2	3						
Syphilis	2	1	1						
Human Immunodeficiency Virus	74	61	13						
Malignant Neoplasms	10,620	5,522	5,098	1		5	2	5	3
Stomach	223	132	91						
Colon, Rectum, Anus	1,176	578	598						
Pancreas	578	288	290						
Trachea, Bronchus and Lung	2,657	1,575	1,082						
Breast	791	7	784						
Cervix Uteri, Corpus Uteri, Ovary	493		493						
Prostate	661	661							
Urinary Tract	502	321	181						1
Non-Hodgkin's Lymphoma	487	251	236						
Leukemia	458	231	227	1		2	1	1	1
Other Malignant Neoplasms	2,594	1,478	1,116			3	1	4	1
Diabetes Mellitus	1,315	610	705						
Alzheimer's Disease	1,185	318	867						
Major Cardiovascular Diseases	18,379	8,528	9,851	7	3	2	2	2	1
Diseases of the Heart	13,611	6,598	7,013	4	3	2	2	2	1
Hyp. Heart Dis. w/wo Renal Dis.	430	157	273						
Ischemic Heart Disease	9,448	4,892	4,556						
Other Diseases of the Heart	3,733	1,549	2,184	4	3	2	2	2	1
Hypertension/Hypertens. Renal Dis.	300	106	194						
Cerebrovascular Diseases	3,580	1,381	2,199	3					
Atherosclerosis	235	90	145						
Other Dis. of Circulatory System	653	353	300						
Influenza and Pneumonia	1,214	510	704	3	3	1	1		1
Chronic Lower Respiratory Diseases	2,309	1,145	1,164		1		2	1	
Peptic Ulcer	101	49	52						
Chronic Liver Disease & Cirrhosis	441	288	153						
Nephritis/Nephrotic Syn./Nephrosis	759	371	388			1	1	1	
Pregnancy, Childbirth & Puerperium	5		5						
Certain Cond. Orig. in Perinatal Per.	224	131	93	130	92	1	1		
Congenital Malformations, etc.	186	96	90	47	51		4	2	1
Sudden Infant Death Syndrome	61	35	26	35	26				
Symptoms, Signs & Lab Findings	160	79	81	2	2	1	2	1	1
All Other Diseases	6,352	2,756	3,596	23	8	13	9	13	7
Motor Vehicle Accidents	865	595	270	1		3	1	16	3
All Accidents (except motor vehicle)	1,345	765	580	9	7	7	8	10	2
Intentional Self-Harm (Suicide)	588	470	118						
Assault (Homicide)	175	126	49	2	3	2	3		1
All Other External Causes	40	25	15	1					

(continued)

Cause of Death

Table 13. Deaths by Underlying Cause of Death, Age and Sex, Wisconsin 2000

	10 - 14		15 - 19		20 - 24		25 - 29	
	Male	Female	Male	Female	Male	Female	Male	Female
Age/Sex-Specific Death Rate	20.3	14.8	99.1	29.7	124.5	40.0	101.8	40.9
Total, All Causes	42	29	207	59	227	70	173	67
Tuberculosis								
Syphilis								
Human Immunodeficiency Virus						1	2	
Malignant Neoplasms	3	4	7	3	10	9	15	10
Stomach						1		
Colon, Rectum, Anus					1			
Pancreas							2	
Trachea, Bronchus and Lung								
Breast								
Cervix Uteri, Corpus Uteri, Ovary				1				4
Prostate								
Urinary Tract					1	1		
Non-Hodgkin's Lymphoma			1		1	1	1	2
Leukemia	2		4		1		3	1
Other Malignant Neoplasms	1	4	2	2	6	6	9	3
Diabetes Mellitus				1	2	1	2	1
Alzheimer's Disease								
Major Cardiovascular Diseases	2	3	2	1	6	4	15	5
Diseases of the Heart	1	2	1	1	5	4	12	3
Hyp. Heart Dis. w/wo Renal Dis.								1
Ischemic Heart Disease						1	2	
Other Diseases of the Heart	1	2	1	1	5	3	10	2
Hypertension/Hypertens. Renal Dis.							1	
Cerebrovascular Diseases	1	1	1		1		2	1
Atherosclerosis								
Other Dis. of Circulatory System								1
Influenza and Pneumonia		1			2	1	1	
Chronic Lower Respiratory Diseases	1		2	2	1			2
Peptic Ulcer								
Chronic Liver Disease & Cirrhosis								
Nephritis/Nephrotic Syn./Nephrosis			1		2	1		1
Pregnancy, Childbirth & Puerperium						1		2
Certain Cond. Orig. in Perinatal Per.								
Congenital Malformations, etc.	2		2	1	4	2		2
Sudden Infant Death Syndrome								
Symptoms, Signs & Lab Findings			2	1	6	1	3	2
All Other Diseases	7	4	10	4	17	9	9	5
Motor Vehicle Accidents	9	6	82	35	90	22	37	17
All Accidents (except motor vehicle)	8	4	27	1	17	6	22	6
Intentional Self-Harm (Suicide)	7	3	44	7	42	6	46	11
Assault (Homicide)	2	4	26	3	28	6	12	3
All Other External Causes	1		2				9	

(continued)

Cause of Death

Table 13. Deaths by Underlying Cause of Death, Age and Sex, Wisconsin 2000

	30 – 34		35 – 39		40 – 44		45 – 49	
	Male	Female	Male	Female	Male	Female	Male	Female
Age/Sex-Specific Death Rate	109.3	66.9	163.6	91.5	239.8	153.5	353.9	201.4
Total, All Causes	206	123	356	199	531	336	710	397
Tuberculosis								
Syphilis								
Human Immunodeficiency Virus	7	2	15	2	13	4	14	4
Malignant Neoplasms	25	29	42	57	88	123	142	164
Stomach	1	1		2	5	1	2	1
Colon, Rectum, Anus	1		2	3	5	3	15	10
Pancreas					3	5	12	4
Trachea, Bronchus and Lung		2	5	5	23	16	37	32
Breast		11		16		28		46
Cervix Uteri, Corpus Uteri, Ovary		3		8		20		20
Prostate							1	
Urinary Tract	2		4	1	2	4	4	7
Non-Hodgkin's Lymphoma	4	3	3	3	4	3	6	7
Leukemia	3	1	2	1	5	3	8	6
Other Malignant Neoplasms	14	8	26	18	41	40	57	31
Diabetes Mellitus	1	3	7	7	13	9	17	10
Alzheimer's Disease							1	1
Major Cardiovascular Diseases	20	16	64	32	135	54	226	84
Diseases of the Heart	17	11	55	23	114	33	189	57
Hyp. Heart Dis. w/wo Renal Dis.			1	1	2	2	3	6
Ischemic Heart Disease	8	3	28	6	83	15	138	23
Other Diseases of the Heart	9	8	26	16	29	16	48	28
Hypertension/Hypertens. Renal Dis.			1				3	1
Cerebrovascular Diseases	2	3	2	7	15	19	26	22
Atherosclerosis					1			
Oth. Dis. of Circulatory System	1	2	6	2	5	2	8	4
Influenza and Pneumonia	3	3	2	2	6	5	7	2
Chronic Lower Respiratory Diseases	1	1		2	4	6	8	6
Peptic Ulcer			1		1		1	1
Chronic Liver Disease & Cirrhosis	6	1	10	6	21	11	30	12
Nephritis/Nephrotic Syn./Nephrosis	1	1	2		1	5	3	4
Pregnancy, Childbirth & Puerperium		1				1		
Certain Cond. Orig. in Perinatal Per.								
Congenital Malformations, etc.	7	1	2	4	4	3	2	
Sudden Infant Death Syndrome								
Symptoms, Signs & Lab Findings	2	1	5	3	6	3	9	3
All Other Diseases	17	16	34	24	83	51	90	62
Motor Vehicle Accidents	36	21	53	24	40	18	49	13
All Accidents (except motor vehicle)	27	18	44	11	48	21	62	16
Intentional Self-Harm (Suicide)	34	6	62	13	58	15	43	12
Assault (Homicide)	15	1	12	8	8	4	4	1
All Other External Causes	4	2	1	4	2	3	2	2

(continued)

Cause of Death

Table 13. Deaths by Underlying Cause of Death, Age and Sex, Wisconsin 2000

	50 - 54		55 - 59		60 - 64		65 - 69	
	Male	Female	Male	Female	Male	Female	Male	Female
Age/Sex-Specific Death Rate	559.2	321.9	817.8	527.3	1,273.3	888.8	2,242.0	1,384.6
Total, All Causes	940	536	1,017	677	1,268	937	1,923	1,334
Tuberculosis			1					
Syphilis								
Human Immunodeficiency Virus	5		4				1	
Malignant Neoplasms	264	231	342	323	471	440	680	522
Stomach	5	3	8	3	12	6	16	9
Colon, Rectum, Anus	25	16	28	26	47	35	63	48
Pancreas	19	9	24	12	28	21	48	36
Trachea, Bronchus and Lung	73	53	109	84	156	121	227	148
Breast	1	45		58	1	79	1	85
Cervix Uteri, Corpus Uteri, Ovary		35		39		47		51
Prostate	10		7		23		54	
Urinary Tract	18	11	22	8	29	7	30	11
Non-Hodgkin's Lymphoma	14	6	23	8	18	14	26	17
Leukemia	6	6	7	12	25	14	28	21
Other Malignant Neoplasms	93	47	114	73	132	96	187	96
Diabetes Mellitus	23	19	26	25	45	32	71	55
Alzheimer's Disease		1	1	1	3	5	12	10
Major Cardiovascular Diseases	317	117	359	168	458	241	707	385
Diseases of the Heart	268	86	302	128	382	192	580	282
Hyp. Heart Dis. w/wo Renal Dis.	15	3	18	5	10	6	18	9
Ischemic Heart Disease	209	58	236	83	296	148	442	197
Other Diseases of the Heart	44	25	48	40	76	38	120	76
Hypertension/Hypertens. Renal Dis.	7	3	3	1	5	4	6	14
Cerebrovascular Diseases	26	24	37	33	57	36	89	70
Atherosclerosis	1	1	6	1	1	1	3	3
Oth. Dis. of Circulatory System	15	3	11	5	13	8	29	16
Influenza and Pneumonia	7	4	12	7	11	12	20	17
Chronic Lower Respiratory Diseases	16	12	27	21	47	54	94	108
Peptic Ulcer	4	1	1	1	3	3	5	1
Chronic Liver Disease & Cirrhosis	38	7	31	12	39	10	31	22
Nephritis/Nephrotic Syn./Nephrosis	11	7	12	3	19	9	33	26
Pregnancy, Childbirth & Puerperium								
Certain Cond. Orig. in Perinatal Per.								
Congenital Malformations, etc.	6	2	5		6	4	1	2
Sudden Infant Death Syndrome								
Symptoms, Signs & Lab Findings	6	2	5	2	2	2	3	2
All Other Diseases	116	82	111	88	112	92	197	141
Motor Vehicle Accidents	35	17	19	12	21	12	26	13
All Accidents (except motor vehicle)	51	14	35	10	21	11	24	20
Intentional Self-Harm (Suicide)	33	14	21	4	10	8	17	9
Assault (Homicide)	7	4	4			1	1	1
All Other External Causes	1	2	1			1		

(continued)

Cause of Death

Table 13. Deaths by Underlying Cause of Death, Age and Sex, Wisconsin 2000

	70 - 74		75 - 79		80 - 84		85 - 89	
	Male	Female	Male	Female	Male	Female	Male	Female
Age/Sex-Specific Death Rate	3,494.5	2,199.2	5,621.6	3,321.9	8,945.5	5,937.5	14,880.2	10,578.5
Total, All Causes	2,747	2,080	3,436	2,842	3,467	3,930	2,882	4,542
Tuberculosis		1		2				
Syphilis	1							1
Human Immunodeficiency Virus								
Malignant Neoplasms	912	687	955	728	782	756	525	590
Stomach	18	14	28	16	19	10	10	14
Colon, Rectum, Anus	98	62	101	83	98	130	61	98
Pancreas	35	41	56	47	39	52	19	39
Trachea, Bronchus and Lung	323	184	291	171	203	149	105	81
Breast	2	97	1	90		71		88
Cervix Uteri, Corpus Uteri, Ovary		62		69		68		38
Prostate	91		107		144		138	
Urinary Tract	56	33	50	24	35	30	38	24
Non-Hodgkin's Lymphoma	28	38	37	33	36	40	38	37
Leukemia	31	25	41	34	30	43	17	31
Other Malignant Neoplasms	230	131	243	161	178	163	99	140
Diabetes Mellitus	78	91	116	99	96	123	70	126
Alzheimer's Disease	23	31	56	82	72	161	66	243
Major Cardiovascular Diseases	1,004	668	1,416	1,065	1,510	1,807	1,335	2,241
Diseases of the Heart	773	495	1,078	763	1,124	1,267	980	1,554
Hyp. Hrt. Dis. w/wo Renal Dis.	18	17	19	32	23	41	21	61
Ischemic Heart Disease	594	342	845	515	826	841	698	1,025
Other Diseases of the Heart	161	136	214	216	275	385	261	468
Hypertension/Hypertens. Renal Dis.	15	11	12	22	16	27	13	43
Cerebrovascular Diseases	161	129	238	234	289	432	267	541
Atherosclerosis	5	6	17	7	13	19	25	36
Oth. Dis. of Circulatory System	50	27	71	39	68	62	50	67
Influenza and Pneumonia	44	37	72	67	93	94	108	156
Chronic Lower Respiratory Diseases	210	189	226	219	254	211	169	193
Peptic Ulcer	6	5	3	7	7	7	9	14
Chronic Liver Disease & Cirrhosis	31	23	26	21	12	20	7	7
Nephritis/Nephrotic Syn/Nephrosis	46	37	54	52	75	69	64	82
Pregnancy, Childbirth & Puerperium								
Certain Cond. Orig in Perinatal Per.								
Congenital Malformations, etc.	1	2	1	3	2	2	1	3
Sudden Infant Death Syndrome								
Symptoms, Signs & Lab Findings	4	9	6	5	4	7	4	10
All Other Diseases	289	252	402	424	454	579	429	754
Motor Vehicle Accidents	24	13	18	18	17	12	14	9
All Accidents (except motor vehicle)	57	26	68	48	81	80	72	110
Intentional Self-Harm (Suicide)	16	5	16	2	8	1	7	2
Assault (Homicide)	1	4	1				1	1
All Other External Causes						1	1	

(continued)

Table 13. Deaths by Underlying Cause of Death, Age and Sex, Wisconsin 2000

	90 – 94		95+	
	Male	Female	Male	Female
Age/Sex-Specific Death Rate	23,246.8	18,612.7	35,273.2	30,907.9
Total, All Causes	1,505	3,558	497	1,954
Tuberculosis			1	
Syphilis				
Human Immunodeficiency Virus				
Malignant Neoplasms	204	309	44	108
Stomach	7	4	1	6
Colon, Rectum, Anus	26	66	7	18
Pancreas	2	21	1	3
Trachea, Bronchus and Lung	21	26	2	10
Breast	1	57		13
Cervix Uteri, Corpus Uteri, Ovary		25		3
Prostate	68		18	
Urinary Tract	24	13	6	6
Non-Hodgkin's Lymphoma	11	18		6
Leukemia	10	19	4	8
Other Malignant Neoplasms	34	60	5	35
Diabetes Mellitus	36	70	7	33
Alzheimer's Disease	77	220	7	112
Major Cardiovascular Diseases	698	1,876	243	1,078
Diseases of the Heart	533	1,320	176	786
Hyp. Heart Dis. w/wo Renal Disease	7	48	2	41
Ischemic Heart Disease	369	838	118	461
Other Diseases of the Heart	157	434	56	284
Hypertension/Hypertens. Renal Dis.	17	47	7	21
Cerebrovascular Diseases	116	425	48	222
Atherosclerosis	12	33	6	38
Oth. Dis. of Circulatory System	20	51	6	11
Influenza and Pneumonia	71	172	47	119
Chronic Lower Respiratory Diseases	65	95	19	40
Peptic Ulcer	8	5		7
Chronic Liver Disease & Cirrhosis	6	1		
Nephritis/Nephrotic Syn./Nephrosis	32	55	12	35
Pregnancy, Childbirth & Puerperium				
Certain Cond. Orig. in Perinatal Per.				
Congenital Malformations, etc.	1	2		1
Sudden Infant Death Syndrome				
Symptoms, Signs & Lab Findings	5	13	3	10
All Other Diseases	240	622	90	363
Motor Vehicle Accidents	5	4		
All Accidents (except motor vehicle)	52	113	23	48
Intentional Self-Harm (Suicide)	5		1	
Assault (Homicide)		1		
All Other External Causes				

Source: Bureau of Health Information, Division of Health Care Financing, Department of Health and Family Services. For the population data used to calculate rates, see Technical Notes, page 83.

Notes: The age/sex-specific rates are deaths per 100,000 population in that age/sex group. Underlying cause of death is the disease or injury that initiated events resulting in death. For the ICD-10 codes used for cause-of-death groupings, see Technical Notes, page 79. Conditions abbreviated in this table are spelled out in full in the Technical Notes. The total includes one male death for which age was unknown.

Cause of Death

Table 14. Deaths by Underlying Cause of Death, Race and Sex, Wisconsin 2000

	Total		White		Black/African American		American Indian	
	Male	Female	Male	Female	Male	Female	Male	Female
Total Deaths, All Causes	22,483	23,922	21,277	22,809	986	911	122	122
Tuberculosis	2	3	1	2		1		
Syphilis	1	1	1	1				
Human Immunodeficiency Virus	61	13	36	4	25	9		
Malignant Neoplasms	5,522	5,098	5,248	4,875	235	190	25	20
Stomach	132	91	121	82	10	8	1	1
Colon, Rectum, Anus	578	598	553	562	17	32	5	2
Pancreas	288	290	274	271	12	18	1	
Trachea, Bronchus and Lung	1,575	1,082	1,495	1,032	76	41	2	7
Breast	7	784	7	754		27		1
Cervix/Corpus Uteri, Ovary		493		473		16		1
Prostate	661		629		28		3	
Urinary Tract	321	181	307	174	11	6	3	1
Non-Hodgkin's Lymphoma	251	236	243	231	5	4	3	1
Leukemia	231	227	223	223	7	3		1
Other Malignant Neoplasms	1,478	1,116	1,396	1,073	69	35	7	5
Diabetes Mellitus	610	705	581	639	22	52	5	9
Alzheimer's Disease	318	867	311	849	7	14		2
Major Cardiovascular Diseases	8,528	9,851	8,173	9,474	279	312	43	37
Diseases of the Heart	6,598	7,013	6,341	6,750	201	215	34	26
Hyp. Heart Dis. w/wo Renal Disease	157	273	136	248	20	24	1	
Ischemic Heart Diseases	4,892	4,556	4,732	4,412	117	112	25	19
Other Diseases of the Heart	1,549	2,184	1,473	2,090	64	79	8	7
Primary Hypertension/Hypertensive Renal Disease	106	194	95	181	11	12		
Cerebrovascular Diseases	1,381	2,199	1,307	2,112	57	74	8	8
Atherosclerosis	90	145	90	143		1		1
Other Diseases of Circulatory System	353	300	340	288	10	10	1	2
Influenza and Pneumonia	510	704	496	684	12	18		2
Chronic Lower Respiratory Diseases	1,145	1,164	1,102	1,127	38	31	2	6
Peptic Ulcer	49	52	47	51	1	1		
Chronic Liver Disease and Cirrhosis	288	153	261	146	16	3	9	3
Nephritis/Nephrotic Syn./Nephrosis	371	388	350	344	19	30	2	9
Pregnancy, Childbirth and Puerperium		5		2		3		
Certain Cond. Orig. Perinatal Period	131	93	90	71	35	20		
Congenital Malformations, etc.	96	90	84	71	12	14		2
Sudden Infant Death Syndrome	35	26	19	15	15	10		1
Symptoms, Signs and Lab Findings	79	81	69	72	7	5		2
All Other Diseases	2,756	3,596	2,636	3,425	98	146	12	16
Motor Vehicle Accidents	595	270	561	249	17	14	9	5
All Accidents (except motor vehicle)	765	580	699	557	53	13	5	7
Intentional Self-Harm (Suicide)	470	118	442	106	20	6	5	1
Assault (Homicide)	126	49	49	30	72	19	5	
All Other External Causes	25	15	21	15	3			

(continued)

Cause of Death

Table 14. Deaths by Underlying Cause of Death, Race and Sex, Wisconsin 2000

	Laotian/Hmong		Other Asian		All Other	
	Male	Female	Male	Female	Male	Female
Total Deaths, All Causes	46	26	43	45	3	2
Tuberculosis			1			
Syphilis						
Human Immunodeficiency Virus						
Malignant Neoplasms	8	4	5	8	1	1
Stomach						
Colon, Rectum, Anus	1		1	2	1	
Pancreas	1			1		
Trachea, Bronchus and Lung	2			1		1
Breast				2		
Cervix/Corpus Uteri, Ovary		2		1		
Prostate			1			
Urinary Tract						
Non-Hodgkin's Lymphoma						
Leukemia			1			
Other Malignant Neoplasms	4	2	2	1		
Diabetes Mellitus		1	2	4		
Alzheimer's Disease				2		
Major Cardiovascular Diseases	15	6	18	18		1
Diseases of the Heart	7	4	15	14		1
Hyp. Heart Dis. w/wo Renal Disease				1		
Ischemic Heart Diseases	4	2	14	7		1
Other Diseases of the Heart	3	2	1	6		
Primary Hypertension/Hypertensive Renal Disease		1				
Cerebrovascular Diseases	6	1	3	4		
Atherosclerosis						
Other Diseases of Circulatory System	2					
Influenza and Pneumonia	2					
Chronic Lower Respiratory Disease	2		1			
Peptic Ulcer			1			
Chronic Liver Disease and Cirrhosis	1		1	1		
Nephritis/Nephrotic Syndrome/Nephrosis		4		1		
Pregnancy, Childbirth and Puerperium						
Certain Conditions Orig. Perinatal Period	4	1	1	1	1	
Congenital Malformations, etc.		2		1		
Sudden Infant Death Syndrome			1			
Symptoms, Signs and Lab Findings		1	1			
All Other Diseases	3	5	5	4	1	
Motor Vehicle Accidents	6	1	2	1		
All Accidents (except motor vehicle)	3		2			
Intentional Self-Harm (Suicide)	1	1	2	4		
Assault (Homicide)						
All Other External Causes	1					

Source: Bureau of Health Information, Division of Health Care Financing, Department of Health and Family Services.

Notes: Underlying cause of death is the disease or injury that initiated events resulting in death. For the ICD-10 codes used for cause-of-death groupings, see Technical Notes, page 79. The total includes 13 deaths for which race was unknown. The "All Other" category consisted of 5 deaths in which race was reported as "Hawaiian".

Cause of Death

Table 15. Deaths by Underlying Cause of Death, Hispanic Origin and Sex, Wisconsin 2000

	Total		Hispanic/Latino		Non-Hispanic/Latino	
	Male	Female	Male	Female	Male	Female
Total Deaths, All Causes	22,483	23,922	184	79	22,297	23,840
Tuberculosis	2	3			2	3
Syphilis	1	1			1	1
Human Immunodeficiency Virus	61	13	3		58	13
Malignant Neoplasms	5,522	5,098	36	13	5,486	5,085
Stomach	132	91	1	2	131	89
Colon, Rectum, Anus	578	598	3	2	575	596
Pancreas	288	290	3	1	285	289
Trachea, Bronchus and Lung	1,575	1,082	6	1	1,569	1,081
Breast	7	784		3	7	781
Cervix/Corpus Uteri, Ovary		493		1		492
Prostate	661		2		659	
Urinary Tract	321	181			321	181
Non-Hodgkin's Lymphoma	251	236	3	1	248	235
Leukemia	231	227	2		229	227
Other Malignant Neoplasms	1,478	1,116	16	2	1,462	1,114
Diabetes Mellitus	610	705	12	3	598	702
Alzheimer's Disease	318	867	1		317	867
Major Cardiovascular Diseases	8,528	9,851	33	25	8,495	9,825
Diseases of the Heart	6,598	7,013	24	16	6,574	6,996
Hyp. Heart Dis. w/wo Renal Disease	157	273	1		156	273
Ischemic Heart Diseases	4,892	4,556	18	12	4,874	4,543
Other Diseases of the Heart	1,549	2,184	5	4	1,544	2,180
Primary Hypertension/Hypertensive Renal Disease	106	194		2	106	192
Cerebrovascular Diseases	1,381	2,199	8	7	1,373	2,192
Atherosclerosis	90	145			90	145
Other Dis. of Circulatory System	353	300	1		352	300
Influenza and Pneumonia	510	704	7	1	503	703
Chronic Lower Respiratory Diseases	1,145	1,164	5	4	1,140	1,160
Peptic Ulcer	49	52	1		48	52
Chronic Liver Disease and Cirrhosis	288	153	3	2	285	151
Nephritis/Nephrotic Syndrome/Nephrosis	371	388	3		368	388
Pregnancy, Childbirth and the Puerperium		5				5
Certain Conditions Orig. Perinatal Period	131	93	3	6	127	87
Congenital Malformations, etc.	96	90	2	3	94	87
Sudden Infant Death Syndrome	35	26	1	1	34	25
Symptoms, Signs & Lab Findings	79	81			79	81
All Other Diseases	2,756	3,596	28	12	2,728	3,584
Motor Vehicle Accidents	595	270	11		583	270
All Accidents (except motor vehicle)	765	580	18	1	747	577
Intentional Self-Harm (Suicide)	470	118	7	3	463	115
Assault (Homicide)	126	49	10	3	116	46
All Other External Causes	25	15		2	25	13

Source: Bureau of Health Information, Division of Health Care Financing, Department of Health and Family Services.

Notes: Underlying cause of death is the disease or injury that initiated events resulting in death. For the ICD-10 codes used for cause-of-death groupings, see Technical Notes, page 79. The total includes 5 deaths for which Hispanic origin was unknown.

Cause of Death

Table 16. Leading Underlying Causes of Death by Race, Wisconsin 1999 and 2000

1999	Number	Percent	2000	Number	Percent
TOTAL, ALL RACES	46,571	100.0	TOTAL, ALL RACES	46,405	100.0
Diseases of the Heart	13,802	29.6	Diseases of the Heart	13,611	29.3
Malignant Neoplasms	10,731	23.0	Malignant Neoplasms	10,620	22.9
Cerebrovascular Diseases	3,849	8.3	Cerebrovascular Diseases	3,580	7.7
Chronic Lower Respiratory Dis.	2,266	4.9	Chronic Lower Respiratory Dis.	2,309	5.0
Accidents (ex. med./surg. comp.)	1,943	4.2	Accidents (ex. med./surg. comp.)	2,154	4.6
Influenza and Pneumonia	1,423	3.1	Diabetes Mellitus	1,315	2.8
Diabetes Mellitus	1,273	2.7	Influenza and Pneumonia	1,214	2.6
Alzheimer's Disease	1,169	2.5	Alzheimer's Disease	1,185	2.6
Nephritis/Nephrotic/Nephrosis	677	1.5	Nephritis/Nephrotic/Nephrosis	759	1.6
Intentional Self-Harm (Suicide)	598	1.3	Intentional Self-Harm (Suicide)	588	1.3
Chronic Liver Disease/Cirrhosis	402	0.9	Chronic Liver Disease/Cirrhosis	441	1.0
Septicemia	376	0.8	Septicemia	412	0.9
Aortic Aneurysm/Dissection	366	0.8	Aortic Aneurysm/Dissection	397	0.9
WHITE	44,421	100.0	WHITE	44,086	100.0
Diseases of the Heart	13,335	30.0	Diseases of the Heart	13,091	29.7
Malignant Neoplasms	10,276	23.1	Malignant Neoplasms	10,123	23.0
Cerebrovascular Diseases	3,716	8.4	Cerebrovascular Diseases	3,419	7.8
Chronic Lower Respiratory Dis.	2,186	4.9	Chronic Lower Respiratory Dis.	2,229	5.1
Accidents (ex. med./surg. comp.)	1,800	4.1	Accidents (ex. med./surg. comp.)	2,013	4.6
Influenza and Pneumonia	1,375	3.1	Diabetes Mellitus	1,220	2.8
Diabetes Mellitus	1,174	2.6	Influenza and Pneumonia	1,180	2.7
Alzheimer's Disease	1,150	2.6	Alzheimer's Disease	1,160	2.6
Nephritis/Nephrotic/Nephrosis	635	1.4	Nephritis/Nephrotic/Nephrosis	694	1.6
Intentional Self-Harm (Suicide)	557	1.3	Intentional Self-Harm (Suicide)	548	1.2
Chronic Liver Disease/Cirrhosis	369	0.8	Chronic Liver Disease/Cirrhosis	407	0.9
Septicemia	356	0.8	Septicemia	383	0.9
Aortic Aneurysm/Dissection	354	0.8	Aortic Aneurysm/Dissection	382	0.9
BLACK/AFRICAN AMERICAN	1,714	100.0	BLACK/AFRICAN AMERICAN	1,897	100.0
Malignant Neoplasms	375	21.9	Malignant Neoplasms	425	22.4
Diseases of the Heart	373	21.8	Diseases of the Heart	416	22.0
Cerebrovascular Diseases	115	6.7	Cerebrovascular Diseases	131	6.9
Assault (Homicide)	99	5.8	Accidents (ex. med./surg. comp.)	94	5.0
Accidents (ex. med./surg. comp.)	90	5.3	Assault (Homicide)	91	4.8
Diabetes Mellitus	69	4.0	Diabetes Mellitus	74	3.9
Chronic Lower Respiratory Dis.	63	3.7	Chronic Lower Respiratory Dis.	69	3.6
Certain Cond. Orig. Perinatal Per.	53	3.1	Certain Cond. Orig. Perinatal Per.	55	2.9
Influenza and Pneumonia	37	2.2	Nephritis/Nephrotic/Nephrosis	49	2.6
Nephritis/Nephrotic/Nephrosis	36	2.1	Human Immunodeficiency Virus	34	1.8
Intentional Self-Harm (Suicide)	23	1.3	Influenza and Pneumonia	30	1.6
Congenital Malformations, etc.	22	1.3	Septicemia	27	1.4
Human Immunodeficiency Virus	20	1.2	Congenital Malformations, etc.	26	1.4

(continued)

Cause of Death

Table 16. Leading Underlying Causes of Death by Race, Wisconsin 1999 and 2000

1999	Number	Percent	2000	Number	Percent
AMERICAN INDIAN	254	100.0	AMERICAN INDIAN	244	100.0
Diseases of the Heart	58	22.8	Diseases of the Heart	60	24.6
Malignant Neoplasms	38	15.0	Malignant Neoplasms	45	18.4
Accidents (ex. med./surg. comp.)	36	14.2	Accidents (ex. med./surg. comp.)	26	10.7
Diabetes Mellitus	24	9.4	Cerebrovascular Diseases	16	6.6
Chronic Liver Disease/Cirrhosis	18	7.1	Diabetes Mellitus	14	5.7
Chronic Lower Respiratory Dis.	12	4.7	Chronic Liver Disease/Cirrhosis	12	4.9
Intentional Self-Harm (Suicide)	9	3.5	Nephritis/Nephrotic/Nephrosis	11	4.5
Influenza and Pneumonia	6	2.4	Chronic Lower Respiratory Dis.	8	3.3
Alzheimer's Disease	4	1.6	Intentional Self-Harm (Suicide)	6	2.5
Nephritis/Nephrotic/Nephrosis	4	1.6	Assault (Homicide)	5	2.0
Human Immunodeficiency Virus	3	1.2	Septicemia	2	0.8
Cerebrovascular Diseases	3	1.2	Alzheimer's Disease	2	0.8
Certain Cond. Orig. Perinatal Per.	3	1.2	Influenza and Pneumonia	2	0.8
ASIAN	177	100.0	ASIAN	160	100.0
Malignant Neoplasms	42	23.7	Diseases of the Heart	40	25.0
Diseases of the Heart	35	19.8	Malignant Neoplasms	25	15.6
Accidents (ex. Med./surg. comp.)	17	9.6	Accidents (ex. med./surg. comp.)	15	9.4
Cerebrovascular Diseases	14	7.9	Cerebrovascular Diseases	14	8.8
Intentional Self-Harm (Suicide)	9	5.1	Intentional Self-Harm (Suicide)	8	5.0
Diabetes Mellitus	6	3.4	Certain Cond. Orig. Perinatal Per.	7	4.4
Assault (Homicide)	6	3.4	Diabetes Mellitus	7	4.4
Chronic Lower Respiratory Dis.	5	2.8	Nephritis/Nephrotic/Nephrosis	5	3.1
Septicemia	4	2.3	Viral Hepatitis	3	1.9
Influenza and Pneumonia	4	2.3	Chronic Lower Respiratory Dis.	3	1.9
Certain Cond. Orig. Perinatal Per.	4	2.3	Chronic Liver Disease/Cirrhosis	3	1.9
In Situ/Benign/Uncer. Neoplasm	2	1.1	Congenital Malformations, etc.	3	1.9
Peptic Ulcer	2	1.1	Alzheimer's Disease	2	1.3

Source: Bureau of Health Information, Division of Health Care Financing, Department of Health and Family Services.

Notes: Totals include four records in 1999 and 13 records in 2000 for which race was unknown. Totals include one decedent in 1999 and five decedents in 2000 with race reported as Hawaiian. The number of black decedents in 1999 includes one record where sex was unknown. Underlying cause of death is the disease or injury that initiated the events resulting in death.

For the ICD-10 codes used for cause-of-death groupings, see Technical Notes, page 76.

Conditions abbreviated in this table are spelled out in full in the Technical Notes.

- Diseases of the heart and cancer were the two leading causes of death among whites, African Americans, American Indians and Asians. In 2000, diseases of the heart accounted for 22 percent of deaths among African Americans, 30 percent of deaths among whites and 25 percent of deaths among both American Indians and Asians.
- Accidents accounted for 5 percent of total deaths in 2000, and a similar percentage among whites and blacks, but 11 percent of American Indian deaths and 9 percent of Asian deaths.
- Differences in leading causes of death by race reflect differences in population age structure (as well as many other possible factors): compared with the total state population, larger proportions of blacks and other minority groups are children and young adults.

Cause of Death

Table 17. Leading Underlying Causes of Death for Males by Race, Wisconsin 1999 and 2000

1999	Number	Percent	2000	Number	Percent
TOTAL, ALL RACES	22,852	100.0	TOTAL, ALL RACES	22,483	100.0
Diseases of the Heart	6,849	30.0	Diseases of the Heart	6,598	29.3
Malignant Neoplasms	5,679	24.9	Malignant Neoplasms	5,522	24.6
Cerebrovascular Diseases	1,498	6.6	Cerebrovascular Diseases	1,381	6.1
Accidents (ex. med./surg. comp.)	1,194	5.2	Accidents (ex. med./surg. comp.)	1,335	5.9
Chronic Lower Respiratory Dis.	1,173	5.1	Chronic Lower Respiratory Dis.	1,145	5.1
Influenza and Pneumonia	617	2.7	Diabetes Mellitus	610	2.7
Diabetes Mellitus	612	2.7	Influenza and Pneumonia	510	2.3
Intentional Self-Harm (Suicide)	473	2.1	Intentional Self-Harm (Suicide)	470	2.1
Nephritis/Nephrotic/Nephrosis	330	1.4	Nephritis/Nephrotic/Nephrosis	371	1.7
Alzheimer's Disease	314	1.4	Alzheimer's Disease	318	1.4
Chronic Liver Disease/Cirrhosis	236	1.0	Chronic Liver Disease/Cirrhosis	288	1.3
Aortic Aneurysm and Dissection	223	1.0	Aortic Aneurysm and Dissection	240	1.1
Pneumonitis Due to Solids/Liquids	195	0.9	Septicemia	191	0.8
WHITE	21,698	100.0	WHITE	21,277	100.0
Diseases of the Heart	6,604	30.4	Diseases of the Heart	6,341	29.8
Malignant Neoplasms	5,435	25.0	Malignant Neoplasms	5,248	24.7
Cerebrovascular Diseases	1,441	6.6	Cerebrovascular Diseases	1,307	6.1
Chronic Lower Respiratory Dis.	1,132	5.2	Accidents (ex. med./surg. comp.)	1,237	5.8
Accidents (ex. med./surg. comp.)	1,095	5.0	Chronic Lower Respiratory Dis.	1,102	5.2
Influenza and Pneumonia	590	2.7	Diabetes Mellitus	581	2.7
Diabetes Mellitus	570	2.6	Influenza and Pneumonia	496	2.3
Intentional Self-Harm (Suicide)	443	2.0	Intentional Self-Harm (Suicide)	442	2.1
Alzheimer's Disease	308	1.4	Nephritis/Nephrotic/Nephrosis	350	1.6
Nephritis/Nephrotic/Nephrosis	307	1.4	Alzheimer's Disease	311	1.5
Aortic Aneurysm and Dissection	217	1.0	Chronic Liver Disease/Cirrhosis	261	1.2
Chronic Liver Disease/Cirrhosis	212	1.0	Aortic Aneurysm and Dissection	231	1.1
Pneumonitis Due to Solids/Liquids	188	0.9	Septicemia	180	0.8
BLACK/AFRICAN AMERICAN	926	100.0	BLACK/AFRICAN AMERICAN	986	100.0
Malignant Neoplasms	203	21.9	Malignant Neoplasms	235	23.9
Diseases of the Heart	194	21.0	Diseases of the Heart	201	20.4
Assault (Homicide)	83	9.0	Assault (Homicide)	72	7.3
Accidents (ex. med./surg. comp.)	68	7.3	Accidents (ex. med./surg. comp.)	68	6.9
Cerebrovascular Diseases	52	5.6	Cerebrovascular Diseases	57	5.8
Chronic Lower Respiratory Dis.	35	3.8	Chronic Lower Respiratory Dis.	38	3.9
Certain Cond. Orig. in Perinatal Per.	29	3.1	Certain Cond. Orig. in Perinatal Per.	35	3.6
Diabetes Mellitus	27	2.9	Human Immunodeficiency Virus	25	2.5
Influenza and Pneumonia	20	2.2	Diabetes Mellitus	22	2.2
Nephritis/Nephrotic/Nephrosis	20	2.2	Intentional Self-Harm (Suicide)	20	2.0
Intentional Self-Harm (Suicide)	19	2.1	Nephritis/Nephrotic/Nephrosis	19	1.9
Human Immunodeficiency Virus	14	1.5	Chronic Liver Disease/Cirrhosis	16	1.6
Chronic Liver Disease/Cirrhosis	12	1.3	Influenza and Pneumonia	12	1.2

(continued)

Cause of Death

Table 17. Leading Underlying Causes of Death for Males by Race, Wisconsin 1999 and 2000

1999	Number	Percent	2000	Number	Percent
AMERICAN INDIAN	130	100.0	AMERICAN INDIAN	122	100.0
Diseases of the Heart	29	22.3	Diseases of the Heart	34	27.9
Accidents (ex. med./surg. comp.)	20	15.4	Malignant Neoplasms	25	20.5
Malignant Neoplasms	18	13.8	Accidents (ex. med./surg. comp.)	14	11.5
Diabetes Mellitus	12	9.2	Chronic Liver Disease/Cirrhosis	9	7.4
Chronic Liver Disease/Cirrhosis	12	9.2	Cerebrovascular Diseases	8	6.6
Chronic Lower Respiratory Dis.	5	3.8	Diabetes Mellitus	5	4.1
Intentional Self-Harm (Suicide)	5	3.8	Intentional Self-Harm (Suicide)	5	4.1
Human Immunodeficiency Virus	3	2.3	Assault (Homicide)	5	4.1
Influenza and Pneumonia	3	2.3	Chronic Lower Respiratory Dis.	2	1.6
Septicemia	2	1.5	Nephritis/Nephrotic/Nephrosis	2	1.6
Alzheimer's Disease	2	1.5	Septicemia	1	0.8
Certain Cond. Orig. Perinatal Per.	2	1.5	All Other Diseases	12	9.8
Parkinson's Disease	1	0.8			
ASIAN	95	100.0	ASIAN	89	100.0
Malignant Neoplasms	23	24.2	Diseases of the Heart	22	24.7
Diseases of the Heart	22	23.2	Malignant Neoplasms	13	14.6
Accidents (ex. med./surg. comp.)	11	11.6	Accidents (ex. med./surg. comp.)	13	14.6
Intentional Self-Harm (Suicide)	6	6.3	Cerebrovascular Diseases	9	10.1
Cerebrovascular Diseases	4	4.2	Certain Cond. Orig. Perinatal Per.	5	5.6
Diabetes Mellitus	3	3.2	Chronic Lower Respiratory Dis.	3	3.4
Influenza and Pneumonia	3	3.2	Intentional Self-Harm (Suicide)	3	3.4
Assault (Homicide)	3	3.2	Diabetes Mellitus	2	2.2
Nephritis/Nephrotic/Nephrosis	2	2.1	Aortic Aneurysm and Dissection	2	2.2
Certain Cond. Orig. Perinatal Per.	2	2.1	Influenza and Pneumonia	2	2.2
Congenital Malformations, etc.	2	2.1	Chronic Liver Disease/Cirrhosis	2	2.2
Septicemia	1	1.1	Tuberculosis	1	1.1
Human Immunodeficiency Virus	1	1.1	Viral Hepatitis	1	1.1

Source: Bureau of Health Information, Division of Health Care Financing, Department of Health and Family Services.

Notes: Totals include two records in 1999 and six records in 2000 for which race was unknown. There was one record in 1999 for which sex was unknown, so the total for males and females will not add to the total on page 42. Totals include three records in 2000 and one record in 1999 for which race was reported as Hawaiian. Underlying cause of death is the disease or injury that initiated events resulting in death. For the ICD-10 codes used for cause-of-death groupings, see Technical Notes, page 76. Conditions abbreviated in this table are spelled out in full in the Technical Notes.

- Diseases of the heart and malignant neoplasms (cancer) were the leading causes of death in 2000 for males of all races in Wisconsin.
- Homicide was the third leading cause of death among black males in Wisconsin in 2000, accounting for about 7 percent of deaths.
- Cerebrovascular diseases (stroke) were the third leading cause of death among white males in Wisconsin, accounting for about 6 percent of deaths.
- Accidents accounted for over 11 percent of deaths among American Indian males and 15 percent of deaths among Asian males, compared with 6 percent among white males and 7 percent among African American males.

Cause of Death

Table 18. Leading Underlying Causes of Death for Females by Race, Wisconsin 1999 and 2000

1999	Number	Percent	2000	Number	Percent
TOTAL, ALL RACES	23,718	100.0	TOTAL, ALL RACES	23,922	100.0
Diseases of the Heart	6,953	29.3	Diseases of the Heart	7,013	29.3
Malignant Neoplasms	5,052	21.3	Malignant Neoplasms	5,098	21.3
Cerebrovascular Diseases	2,351	9.9	Cerebrovascular Diseases	2,199	9.2
Chronic Lower Respiratory Dis.	1,093	4.6	Chronic Lower Respiratory Dis.	1,164	4.9
Alzheimer's Disease	855	3.6	Alzheimer's Disease	867	3.6
Influenza and Pneumonia	806	3.4	Accidents (ex. med./surg. comp.)	819	3.4
Accidents (ex. med./surg. comp.)	749	3.2	Diabetes Mellitus	705	2.9
Diabetes Mellitus	661	2.8	Influenza and Pneumonia	704	2.9
Nephritis/Nephrotic/Nephrosis	347	1.5	Nephritis/Nephrotic/Nephrosis	388	1.6
Septicemia	194	0.8	Septicemia	221	0.9
Chronic Liver Disease/Cirrhosis	166	0.7	Hypertension/Hypertens. Renal Dis.	194	0.8
Pneumonitis Due to Solid/Liquids	164	0.7	In Situ/Benign/Uncertain Neoplasms	160	0.7
Hypertension/Hypertens. Renal Dis.	157	0.7	Aortic Aneurysm and Dissection	157	0.7
WHITE	22,723	100.0	WHITE	22,809	100.0
Diseases of the Heart	6,731	29.6	Diseases of the Heart	6,750	29.6
Malignant Neoplasms	4,841	21.3	Malignant Neoplasms	4,875	21.4
Cerebrovascular Diseases	2,275	10.0	Cerebrovascular Diseases	2,112	9.3
Chronic Lower Respiratory Dis.	1,054	4.6	Chronic Lower Respiratory Dis.	1,127	4.9
Alzheimer's Disease	842	3.7	Alzheimer's Disease	849	3.7
Influenza and Pneumonia	785	3.5	Accidents (ex. med./surg. comp.)	776	3.4
Accidents (ex. med./surg. comp.)	705	3.1	Influenza and Pneumonia	684	3.0
Diabetes Mellitus	604	2.7	Diabetes Mellitus	639	2.8
Nephritis/Nephrotic/Nephrosis	328	1.4	Nephritis/Nephrotic/Nephrosis	344	1.5
Septicemia	182	0.8	Septicemia	203	0.9
Pneumonitis Due to Solids/Liquids	158	0.7	Hypertension/Hypertens. Renal Dis.	181	0.8
Chronic Liver Disease/Cirrhosis	157	0.7	In Situ/Benign/Uncertain Neoplasms	155	0.7
Atherosclerosis	152	0.7	Aortic Aneurysm and Dissection	151	0.7
BLACK/AFRICAN AMERICAN	787	100.0	BLACK/AFRICAN AMERICAN	911	100.0
Diseases of the Heart	179	22.7	Diseases of the Heart	215	23.7
Malignant Neoplasms	172	21.9	Malignant Neoplasms	190	20.9
Cerebrovascular Diseases	63	8.0	Cerebrovascular Diseases	74	8.1
Diabetes Mellitus	42	5.3	Diabetes Mellitus	52	5.7
Chronic Lower Respiratory Dis.	28	3.6	Chronic Lower Respiratory Dis.	31	3.4
Certain Cond. Orig. Perinatal Per.	23	2.9	Nephritis/Nephrotic/Nephrosis	30	3.3
Accidents (ex. med./surg. comp.)	22	2.8	Accidents (ex. med./surg. comp.)	26	2.9
Influenza and Pneumonia	17	2.2	Certain Cond. Orig. Perinatal Per.	20	2.2
Nephritis/Nephrotic/Nephrosis	16	2.0	Assault (Homicide)	19	2.1
Assault (Homicide)	16	2.0	Influenza and Pneumonia	18	2.0
Congenital Malformations, etc.	12	1.5	Septicemia	17	1.9
Alzheimer's Disease	11	1.4	Alzheimer's Disease	14	1.5
Septicemia	9	1.1	Congenital Malformations, etc.	14	1.5

(continued)

Cause of Death

Table 18. Leading Underlying Causes of Death for Females by Race, Wisconsin 1999 and 2000

1999	Number	Percent	2000	Number	Percent
AMERICAN INDIAN	124	100.0	AMERICAN INDIAN	122	100.0
Diseases of the Heart	29	23.4	Diseases of the Heart	26	21.3
Malignant Neoplasms	20	16.1	Malignant Neoplasms	20	16.4
Accidents (ex. med./surg. comp.)	16	12.9	Accidents (ex. med./surg. comp.)	12	9.8
Diabetes Mellitus	12	9.7	Diabetes Mellitus	9	7.4
Chronic Lower Respiratory Dis.	7	5.6	Nephritis/Nephrotic/Nephrosis	9	7.4
Chronic Liver Disease/Cirrhosis	6	4.8	Cerebrovascular Diseases	8	6.6
Intentional Self-Harm (Suicide)	4	3.2	Chronic Lower Respiratory Dis.	6	4.9
Cerebrovascular Diseases	3	2.4	Chronic Liver Disease/Cirrhosis	3	2.5
Influenza and Pneumonia	3	2.4	Alzheimer's Disease	2	1.6
Nephritis/Nephrotic/Nephrosis	3	2.4	Influenza and Pneumonia	2	1.6
Alzheimer's Disease	2	1.6	Congenital Malformations, etc.	2	1.6
Meningitis	1	0.8	Septicemia	1	0.8
Parkinson's Disease	1	0.8	In Situ/Benign/Uncertain Neoplasms	1	0.8
ASIAN	82	100.0	ASIAN	71	100.0
Malignant Neoplasms	19	23.2	Diseases of the Heart	18	25.4
Diseases of the Heart	13	15.9	Malignant Neoplasms	12	16.9
Cerebrovascular Diseases	10	12.2	Cerebrovascular Diseases	5	7.0
Accidents (ex. med./surg. comp.)	6	7.3	Diabetes Mellitus	5	7.0
Chronic Lower Respiratory Dis.	4	4.9	Nephritis/Nephrotic/Nephrosis	5	7.0
Septicemia	3	3.7	Intentional Self-Harm (Suicide)	5	7.0
Diabetes Mellitus	3	3.7	Congenital Malformations, etc.	3	4.2
Intentional Self-Harm (Suicide)	3	3.7	Viral Hepatitis	2	2.8
Assault (Homicide)	3	3.7	Alzheimer's Disease	2	2.8
Peptic Ulcer	2	2.4	Certain Cond. Orig. Perinatal Per.	2	2.8
Certain Cond. Orig. Perinatal Per.	2	2.4	Accidents (ex. Med./surg. comp.)	2	2.8
In Situ/Benign/Uncer. Neoplasms	1	1.2	Hypertension/Hypertens. Renal Dis.	1	1.4
Nutritional Deficiencies	1	1.2	Chronic Liver Disease/Cirrhosis	1	1.4

Source: Bureau of Health Information, Division of Health Care Financing, Department of Health and Family Services.

Notes: Totals include two records in 1999 and seven records in 2000 for which race was unknown. There was one record in 1999 for which sex was unknown, so the total for males and females will not add to the total on page 42. The 2000 total includes two records for which race was listed as Hawaiian.

Underlying cause of death is the disease or injury that initiated events resulting in death.

For the ICD-10 codes used for cause of death groupings, see Technical Notes, page 76.

Conditions abbreviated in this table are spelled out in full in the Technical Notes.

- Diseases of the heart and malignant neoplasms (cancer) were the leading causes of death in 2000 among females of all races in Wisconsin.
- Cerebrovascular diseases (stroke) were the third leading cause of death among black, white and Asian females, while accidents were the third leading cause among American Indian females.
- Diabetes accounted for a higher percentage of deaths among African American women (5.7 percent), American Indian women (7.4 percent), and Asian women (7 percent), compared to all women statewide (2.9 percent).

Cause of Death

Table 19. Deaths by Underlying Cause of Death and County of Residence, Wisconsin 2000

	Total	Adams	Ashland	Barron	Bayfield	Brown	Buffalo	Burnett	Calumet	Chippewa	Clark
Total Deaths, All Causes	46,405	226	206	442	153	1,591	123	183	252	533	307
Male	22,483	110	100	226	77	776	69	92	133	276	161
Female	23,922	116	106	216	76	815	54	91	119	257	146
Tuberculosis	5					1				1	
Syphilis	2										
Human Immunodeficiency Virus	74			1		5					
Malignant Neoplasms	10,620	58	47	99	51	355	25	50	63	122	58
Stomach	223	1		2		7	1	1	1	3	2
Colon, Rectum, Anus	1,176	9	4	9	8	36	5	6	10	20	11
Pancreas	578	5		7	2	19	1	1	2	7	3
Trachea, Bronchus and Lung	2,657	20	17	31	11	80	4	16	13	18	10
Breast	791	3	3	8	3	27		4	3	9	3
Cervix Uteri, Corpus Uteri, Ovary	493	2	2	3	2	15	1		4	4	3
Prostate	661		2	7	4	20	3	4	4	9	2
Urinary Tract	502	7	3	4	4	27		1	1	8	5
Non-Hodgkin's Lymphoma	487	1	1	2	3	22		2	1	6	4
Leukemia	458	1	2	4	3	11	1	3		10	
Other Malignant Neoplasms	2,594	9	13	22	11	91	9	12	24	28	15
Diabetes Mellitus	1,315	5	7	8	6	40		4	8	21	15
Alzheimer's Disease	1,185	5	11	17	6	60	3		8	7	16
Major Cardiovascular Diseases	18,379	83	93	178	51	669	60	80	92	215	120
Diseases of the Heart	13,611	64	65	143	35	501	52	52	65	153	100
Hyp. Heart Dis. w/wo Renal Dis.	430	3	1		2	10		2		2	
Ischemic Heart Disease	9,448	43	50	105	24	373	24	24	46	120	74
Other Diseases of the Heart	3,733	18	14	38	9	118	28	26	19	31	26
Hypertension/Hypertens. Renal Dis.	300	3	1	1	3	6	1	3	2		2
Cerebrovascular Diseases	3,580	14	24	30	10	138	5	20	19	53	16
Atherosclerosis	235					5		2		4	
Other Dis. of Circulatory System	653	2	3	4	3	19	2	3	6	5	2
Influenza and Pneumonia	1,214	8	3	10	2	30	4	6	4	10	4
Chronic Lower Respiratory Diseases	2,309	8	8	26	6	83	3	4	11	25	14
Peptic Ulcer	101	1		1		6					1
Chronic Liver Disease and Cirrhosis	441	3	1	3	3	21	1	1	2	3	1
Nephritis/Nephrotic Syn./Nephrosis	759	7	1	13		19	2	4	5	7	4
Pregnancy, Childbirth and Puerperium	5					1					
Certain Conditions Orig. in Perinatal Per.	224	1	2	2	1	9	1		1	1	
Congenital Malformations, etc.	186		1	2		8			2	1	1
Sudden Infant Death Syndrome	61	1		1	1	2				2	
Symptoms, Signs and Lab. Findings	160		1	2	2	3			1		1
All Other Diseases	6,352	24	18	55	18	170	17	21	43	67	50
Motor Vehicle Accidents	865	14	4	8	1	28	1	6	5	15	12
All Accidents (except motor vehicle)	1,345	5	8	12	2	61	4	4	5	24	7
Intentional Self-Harm (Suicide)	588	3	1	4	2	18	2	2	2	11	3
Assault (Homicide)	175				1	1		1		1	
All Other External Causes	40					1					

Cause of Death

Table 19. Deaths by Underlying Cause of Death and County of Residence, Wisconsin 2000

	Columbia	Crawford	Dane	Dodge	Door	Douglas	Dunn	Eau Claire	Florence	Fond du Lac	Forest
Total Deaths, All Causes	508	178	2512	848	315	454	280	639	63	908	131
Male	242	98	1179	405	161	232	135	306	32	430	69
Female	266	80	1333	443	154	222	145	333	31	478	62
Tuberculosis											
Syphilis											
Human Immunodeficiency Virus			4		1			1			
Malignant Neoplasms	109	48	627	209	70	97	61	153	13	195	28
Stomach	3	1	14	1		1		4		3	1
Colon, Rectum, Anus	13	6	64	27	11	11	5	23	2	22	5
Pancreas	6	1	42	11	5	3	1	5		7	2
Trachea, Bronchus and Lung	26	15	155	40	20	36	9	31	4	40	8
Breast	7	2	52	20	5	5	7	11	1	11	1
Cervix Uteri, Corpus Uteri, Ovary	11	4	31	7	1	2	6	7		8	
Prostate	8	4	38	11	5	6	2	14	1	24	4
Urinary Tract	6	2	28	10	2	3	2	5	3	5	
Non-Hodgkin's Lymphoma	2	2	32	17	5	1	2	6		10	1
Leukemia	6	4	26	7	2	4	6	10	1	9	
Other Malignant Neoplasms	21	7	145	58	14	25	21	37	1	56	6
Diabetes Mellitus	12	2	75	24	5	25	3	28	1	20	3
Alzheimer's Disease	13	4	89	24	11	13	7	16		35	3
Major Cardiovascular Diseases	213	70	863	400	141	173	118	242	33	411	54
Diseases of the Heart	143	53	610	320	100	128	86	169	29	295	41
Hyp. Heart Dis. w/wo Renal Dis.	3	1	15	5	3	1		1		17	
Ischemic Heart Disease	98	35	399	243	62	88	56	106	12	199	36
Other Diseases of the Heart	42	17	196	72	35	39	30	62	17	79	5
Hypertension/Hypertens. Renal Dis.	3	1	25	2	4	7		4		8	1
Cerebrovascular Diseases	57	12	189	64	32	30	28	59	3	80	10
Atherosclerosis	3		9	4	1	2		3	1	10	1
Other Dis. of Circulatory System	7	4	30	10	4	6	4	7		18	1
Influenza and Pneumonia	17	4	86	12	7	13	9	13	1	15	2
Chronic Lower Respiratory Diseases	22	13	128	20	11	15	14	36	3	33	4
Peptic Ulcer	2		6				1			2	
Chronic Liver Disease and Cirrhosis	3		28	5	2	9	2	2	1	5	4
Nephritis/Nephrotic Syn./Nephrosis	9	4	25	15	4	9	6	16	4	24	1
Pregnancy, Childbirth and Puerperium											
Certain Conditions Orig. in Perinatal Per.	1		14	4			1	1		5	3
Congenital Malformations, etc.	1		12	2	2	2	1	3		4	
Sudden Infant Death Syndrome			2	1		1					
Symptoms, Signs and Lab. Findings	1		15	4	1			1			
All Other Diseases	75	22	378	84	40	74	37	83	2	104	14
Motor Vehicle Accidents	11	4	43	19	8	7	8	18	1	23	5
All Accidents (except motor vehicle)	10	3	73	15	7	15	8	11	3	23	4
Intentional Self-Harm (Suicide)	7	3	38	8	5	1	4	13		8	4
Assault (Homicide)			6	1				1	1		1
All Other External Causes	2	1		1				1		1	1

Cause of Death

Table 19. Deaths by Underlying Cause of Death and County of Residence, Wisconsin 2000

	Grant	Green	Green Lake	Iowa	Iron	Jackson	Jefferson	Juneau	Kenosha	Kewaunee	La Crosse
Total Deaths, All Causes	495	322	243	195	84	219	608	264	1,222	189	888
Male	242	151	113	88	45	122	318	133	586	103	415
Female	253	171	130	107	39	97	290	131	636	86	473
Tuberculosis											
Syphilis									1		1
Human Immunodeficiency Virus						1		1	4		1
Malignant Neoplasms	110	65	46	45	22	49	150	71	279	39	199
Stomach	1		2			1	2		10	2	4
Colon, Rectum, Anus	17	9	6	11	1	9	16	10	27	3	28
Pancreas	6	3	4		2	1	11	2	19	1	7
Trachea, Bronchus and Lung	26	15	8	11	5	11	38	25	73	7	48
Breast	8	7	2	3		4	10	1	21	1	12
Cervix Uteri, Corpus Uteri, Ovary	3	4	1	5	1	5	3	3	11	1	8
Prostate	6	5	5		4	5	11	5	14	3	11
Urinary Tract	6	4	2		2	1	11	2	14	4	7
Non-Hodgkin's Lymphoma	8	3	3	2	1	2	7	3	14	2	11
Leukemia	5	2	1	2	1	5	9	3	7	3	8
Other Malignant Neoplasms	24	13	12	11	5	5	32	17	69	12	55
Diabetes Mellitus	20	12	12	7	3	3	17	10	50	8	23
Alzheimer's Disease	10	15	5	4	2	5	17	4	25		25
Major Cardiovascular Diseases	207	125	96	95	38	96	246	110	471	91	316
Diseases of the Heart	151	75	66	68	29	72	187	90	364	69	222
Hyp. Heart Dis. w/wo Renal Dis.	2	3	2	1		2	6		8	8	7
Ischemic Heart Disease	124	49	46	51	20	55	143	79	265	33	142
Other Diseases of the Heart	25	23	18	16	9	15	38	11	91	28	73
Hypertension/Hypertens. Renal Dis.	1	2	2		1	1	1	3	6		10
Cerebrovascular Diseases	46	39	22	22	7	21	47	11	86	14	69
Atherosclerosis	3	1	4	2			3	1	6	1	4
Other Dis. of Circulatory System	6	8	2	3	1	2	8	5	9	7	11
Influenza and Pneumonia	13	12	9	3	2	2	18	4	22	4	23
Chronic Lower Respiratory Diseases	26	27	14	8	4	19	26	8	71	13	44
Peptic Ulcer			1			1		2			1
Chronic Liver Disease and Cirrhosis	5	4	1		3	3	3	2	15	2	16
Nephritis/Nephrotic Syn./Nephrosis	9	3	6	2		5	10	8	19	4	24
Pregnancy, Childbirth and Puerperium											
Certain Conditions Orig. in Perinatal Per.	1						2		6	1	5
Congenital Malformations, etc.	2				2	1	5		4		3
Sudden Infant Death Syndrome								1	2		
Symptoms, Signs and Lab. Findings	4	1				1	5	1	6		8
All Other Diseases	52	39	42	22	7	22	70	23	153	15	163
Motor Vehicle Accidents	9	8	4	4		5	18	4	22	4	6
All Accidents (except motor vehicle)	25	6	5	2	1	4	14	12	42	5	20
Intentional Self-Harm (Suicide)	2	4	1	3		2	7	2	21	3	5
Assault (Homicide)								1	6		1
All Other External Causes		1	1						3		4

Cause of Death

Table 19 Deaths by Underlying Cause of Death and County of Residence, Wisconsin 2000

	Lafayette	Langlade	Lincoln	Manitowoc	Marathon	Marinette	Marquette	Menominee	Milwaukee	Monroe	Oconto
Total Deaths, All Causes	144	220	333	852	924	470	174	36	9,063	414	357
Male	70	110	157	393	459	213	99	15	4,312	213	167
Female	74	110	176	459	465	257	75	21	4,751	201	190
Tuberculosis									1		
Syphilis											
Human Immunodeficiency Virus					2				41		
Malignant Neoplasms	28	55	65	197	211	115	45	12	1,990	91	77
Stomach	1	1		5	3	7		2	39	2	1
Colon, Rectum, Anus	7	3	5	23	15	14	1		231	10	8
Pancreas	4	3	1	10	7	6	2		129	2	6
Trachea, Bronchus and Lung	5	16	18	42	42	34	16	2	527	25	20
Breast	2	6	4	8	19	6	3		144	9	10
Cervix Uteri, Corpus Uteri, Ovary	2	1	3	14	12	5	1	1	112	6	3
Prostate	2	2	5	17	18	6	5	1	100	3	1
Urinary Tract	2	3	4	8	12	3	1	1	73	3	3
Non-Hodgkin's Lymphoma	1	4	3	13	14	5	2		85	2	5
Leukemia	1	1	5	7	10	2	3		68	4	1
Other Malignant Neoplasms	1	15	17	50	59	27	11	5	482	25	19
Diabetes Mellitus	1	5	7	15	42	16	5	2	238	9	10
Alzheimer's Disease	3	6	16	14	19	15	2		176	8	9
Major Cardiovascular Diseases	67	85	127	313	355	210	62	5	3,488	159	160
Diseases of the Heart	54	61	97	231	254	166	43	4	2,608	131	110
Hyp. Heart Dis. w/wo Renal Dis.		1		3	9	4	1		165	1	6
Ischemic Heart Disease	44	51	76	160	157	129	27	4	1,771	86	70
Other Diseases of the Heart	10	9	21	68	88	33	15		672	44	34
Hypertension/Hypertens. Renal Dis.	2	1		7	12	4	2		61	4	3
Cerebrovascular Diseases	10	17	24	55	69	28	13	1	651	20	37
Atherosclerosis		1	2	9	6	5	3		40		5
Other Diseases of Circulatory System	1	5	4	11	14	7	1		128	4	5
Influenza and Pneumonia	8	8	12	28	19	10	3		238	10	3
Chronic Lower Respiratory Diseases	11	12	12	40	45	22	11	3	476	21	11
Peptic Ulcer		3	1	2	1				23	1	1
Chronic Liver Disease and Cirrhosis		1	1	3	11	4	2	1	96	2	4
Nephritis/Nephrotic Syn./Nephrosis	2	2	8	17	14	7	1	2	161	3	4
Pregnancy, Childbirth and Puerperium									4		
Certain Conditions Orig. in Perinatal Per.			1	2	4	1			74	3	
Congenital Malformations, etc.		1	1	3	7	1			53	1	3
Sudden Infant Death Syndrome				2	1				30	1	
Symptoms, Signs and Lab. Findings	1		2	3	3		2	1	32	2	
All Other Diseases	13	33	50	137	126	43	19	4	1,327	75	49
Motor Vehicle Accidents	2	2	8	11	22	12	4	1	91	9	11
All Accidents (except motor vehicle)	7	5	15	53	26	7	16	3	283	12	11
Intentional Self-Harm (Suicide)	1	1	7	12	15	6	2		110	6	4
Assault (Homicide)		1			1			2	125		
All Other External Causes						1			6	1	

Cause of Death

Table 19. Deaths by Underlying Cause of Death and County of Residence, Wisconsin 2000

	Oneida	Outagamie	Ozaukee	Pepin	Pierce	Polk	Portage	Price	Racine	Richland	Rock
Total Deaths, All Causes	431	1,109	583	73	244	376	404	207	1,616	185	1,335
Male	203	563	297	35	114	197	187	107	762	82	647
Female	228	546	286	38	130	179	217	100	854	103	688
Tuberculosis											1
Syphilis											
Human Immunodeficiency Virus		1					1		1		2
Malignant Neoplasms	107	280	152	16	65	76	79	43	350	43	329
Stomach	3	6	3		1	3	3	1	10	1	5
Colon, Rectum, Anus	9	35	13		11	4	5	6	36	2	36
Pancreas	10	17	13	2	2	2	2	1	19	2	20
Trachea, Bronchus and Lung	26	68	34	3	19	24	31	10	88	10	92
Breast	5	17	15	3	4	5	4	2	36	3	31
Cervix Uteri, Corpus Uteri, Ovary	5	15	6	2	1	4	4	1	10	5	15
Prostate	12	21	5		6	3	6	1	17	3	15
Urinary Tract	4	14	5		1	7	1	3	18	3	16
Non-Hodgkin's Lymphoma	5	11	10	1	3		6	4	15	2	12
Leukemia	4	12	6	2	2	2	3	2	19		11
Other Malignant Neoplasms	24	64	42	3	15	22	14	12	82	12	76
Diabetes Mellitus	8	27	12	3	7	15	10	5	51	4	33
Alzheimer's Disease	15	38	19		6	8	12	4	51	2	32
Major Cardiovascular Diseases	171	410	248	31	92	146	174	87	584	84	516
Diseases of the Heart	128	297	176	18	66	108	136	55	423	59	373
Hyp. Heart Dis. w/wo Renal Dis.	1	4	6		5	1	3	1	11		10
Ischemic Heart Disease	89	208	132	16	44	81	89	42	292	47	245
Other Diseases of the Heart	38	85	38	2	17	26	44	12	120	12	118
Hypertension/Hypertens. Renal Dis.	3	3	3			4			11	2	15
Cerebrovascular Diseases	29	92	51	7	20	26	30	21	121	14	102
Atherosclerosis	5	2	9	1		2	3	5	5	2	6
Other Diseases of Circulatory Sys.	6	16	9	5	6	6	5	6	24	7	20
Influenza and Pneumonia	12	35	11	4	5	10	11	9	46	3	41
Chronic Lower Respiratory Diseases	21	48	25	2	11	17	15	17	67	8	83
Peptic Ulcer		4	2						5		6
Chronic Liver Disease and Cirrhosis	3	7	5		3	2	4	2	19	3	8
Nephritis/Nephrotic Syn./Nephrosis	6	12	5	4	3	9	3	2	34	1	18
Pregnancy, Childbirth and Puerperium											
Certain Conditions Orig. in Perinatal Per.		5	1	1					9		12
Congenital Malformations, etc.	1	5	1	2			1		5		6
Sudden Infant Death Syndrome									3		1
Symptoms, Signs and Lab. Findings	1	3	3			4	1	1	3		9
All Other Diseases	50	149	67	8	36	59	70	27	270	20	164
Motor Vehicle Accidents	17	40	12		5	12	10	3	34	2	22
All Accidents (except motor vehicle)	13	25	9	1	8	13	9	5	43	11	30
Intentional Self-Harm (Suicide)	4	18	10	1	2	5	4	2	33	4	19
Assault (Homicide)	1	1	1		1				6		2
All Other External Causes	1	1							2		1

Cause of Death

Table 19. Deaths by Underlying Cause of Death and County of Residence, Wisconsin 2000

	Rusk	St. Croix	Sauk	Sawyer	Shawano	Sheboygan	Taylor	Trempealeau	Vernon	Vilas	Walworth
Total Deaths, All Causes	168	444	485	183	476	1,083	176	298	330	251	826
Male	91	209	235	105	228	515	92	159	159	137	373
Female	77	235	250	78	248	568	84	139	171	114	453
Tuberculosis											
Syphilis											
Human Immunodeficiency Virus						1					2
Malignant Neoplasms	38	108	94	56	104	256	32	58	68	68	186
Stomach	2	4	2	4		11	2	1	1	1	5
Colon, Rectum, Anus	2	12	13	7	14	25	2	10	7	8	12
Pancreas	1	4	3	1	8	14	2	4	5	1	4
Trachea, Bronchus and Lung	6	31	22	16	17	59	4	16	15	22	48
Breast	1	5	8	3	2	22	1	5	5	6	16
Cervix Uteri, Corpus Uteri, Ovary	3	4	7	3	3	14	3	2	1		8
Prostate	4	7	6	1	7	24	1	5	8	2	9
Urinary Tract	1	4	3	2	5	12	2	3	6	5	15
Non-Hodgkin's Lymphoma	4	5	7	2	4	7	3	1	2	5	11
Leukemia	3	4	3	3	8	12	2	1	1	5	8
Other Malignant Neoplasms	11	28	20	14	36	56	10	10	17	13	50
Diabetes Mellitus	2	10	13	3	10	28	6	10	7	6	19
Alzheimer's Disease	2	12	15	5	10	17	5	6	8	5	24
Major Cardiovascular Diseases	58	174	206	59	222	418	67	131	151	103	334
Diseases of the Heart	44	124	164	46	178	307	50	100	110	79	255
Hyp. Heart Dis. w/wo Renal Dis.	1	4	1		1	7	3	3	3	2	4
Ischemic Heart Disease	32	89	124	25	156	173	38	77	68	59	168
Other Diseases of the Heart	11	31	39	21	21	127	9	20	39	18	83
Hypertension/Hypertens. Renal Dis.		3	3	1	4	3			2	1	9
Cerebrovascular Diseases	12	38	31	11	31	90	14	24	31	20	53
Atherosclerosis		3	2	1	2	6	1	2	2		3
Other Diseases of Circulatory Sys.	2	6	6		7	12	2	5	6	3	14
Influenza and Pneumonia	3	12	26	2	7	30	4	9	10	4	21
Chronic Lower Respiratory Diseases	14	26	22	9	16	49	12	16	16	8	59
Peptic Ulcer	1	1	1			2	2	2	1		2
Chronic Liver Disease and Cirrhosis	1	2	5	6	6	12	3	3	2	1	4
Nephritis/Nephrotic Syn./Nephrosis	3	9	6	2	13	12	1	5	7	6	7
Pregnancy, Childbirth and Puerperium											
Certain Conditions Orig. in Perinatal Per.		1	1		1	8	1	1	1	1	2
Congenital Malformations, etc.	1		2		2	8		2			2
Sudden Infant Death Syndrome						1	1				3
Symptoms, Signs and Lab. Findings	1	2	2		1	2		1			4
All Other Diseases	33	68	62	27	48	183	29	37	42	37	122
Motor Vehicle Accidents	4	5	8	7	17	15	7	5	5	3	12
All Accidents (except motor vehicle)	5	11	14	4	12	25	1	4	8	7	14
Intentional Self-Harm (Suicide)	2	3	6	2	5	16	5	7	4	2	7
Assault (Homicide)			2	1	2			1			
All Other External Causes											2

Cause of Death

Table 19. Deaths by Underlying Cause of Death and County of Residence, Wisconsin 2000

	Washburn	Washington	Waukesha	Waupaca	Waushara	Winnebago	Wood
Total Deaths, All Causes	198	795	2,795	634	243	1,194	695
Male	86	398	1,280	342	132	587	328
Female	112	397	1,515	292	111	607	367
Tuberculosis						1	
Syphilis							
Human Immunodeficiency Virus			2			1	1
Malignant Neoplasms	44	171	638	147	68	289	156
Stomach	1	3	8	3		8	2
Colon, Rectum, Anus	6	18	59	12	2	31	18
Pancreas	6	12	33	2	3	18	11
Trachea, Bronchus and Lung	10	39	160	36	25	76	32
Breast	2	13	70	7	5	20	10
Cervix Uteri, Corpus Uteri, Ovary	1	10	24	4	3	10	7
Prostate	8	10	37	16	2	17	7
Urinary Tract	3	1	36	11	2	18	9
Non-Hodgkin's Lymphoma	2	7	25	6	1	13	3
Leukemia		10	39	11	3	15	9
Other Malignant Neoplasms	5	48	147	39	22	63	48
Diabetes Mellitus	2	27	81	12	6	44	27
Alzheimer's Disease	3	25	57	22	3	36	15
Major Cardiovascular Diseases	87	355	1,133	249	93	457	258
Diseases of the Heart	68	252	858	182	83	322	194
Hyp. Heart Dis. w/wo Renal Dis.		5	20	3		30	6
Ischemic Heart Disease	56	183	609	131	59	202	115
Other Diseases of the Heart	12	64	229	48	24	90	73
Hypertension/Hypertens. Renal Dis.	2	4	17	1	1	5	3
Cerebrovascular Diseases	11	82	215	53	8	90	51
Atherosclerosis	1	6	8	6		6	5
Other Diseases of Circulatory System	5	11	35	7	1	34	5
Influenza and Pneumonia	2	20	83	22	10	23	28
Chronic Lower Respiratory Diseases	17	27	130	36	16	65	46
Peptic Ulcer		3	7	2			3
Chronic Liver Disease and Cirrhosis	1	4	35	6	2	11	2
Nephritis/Nephrotic Syn./Nephrosis	5	7	52	7	2	21	7
Pregnancy, Childbirth and Puerperium							
Certain Conditions Orig. in Perinatal Per.		6	12	3		9	2
Congenital Malformations, etc.	2	1	6	1		7	2
Sudden Infant Death Syndrome		1	1			2	
Symptoms, Signs and Lab. Findings		2	9	1		3	3
All Other Diseases	23	101	371	88	24	158	99
Motor Vehicle Accidents	4	20	37	15	11	21	14
All Accidents (except motor vehicle)	7	15	105	16	5	26	21
Intentional Self-Harm (Suicide)	1	8	29	5	3	18	10
Assault (Homicide)		2	2			1	1
All Other External Causes			5	2		1	

Source: Bureau of Health Information, Division of Health Care Financing, Department of Health and Family Services.

Note: For the ICD-10 codes used for cause-of-death groupings, see Technical Notes, page 79.

Cause of Death

Table 20. Deaths by Specific Underlying Cause, Wisconsin 2000

	Total	Male	Female
	46,405	22,483	23,922
I. Certain Infectious and Parasitic Diseases (A00-B99)	649	333	316
Intestinal Infectious Diseases (A01-A09)	22	6	16
A02 Other Salmonella Infections.....	1		1
A04 Other Bacterial Intestinal Infections	20	6	14
A08 Viral and Other Specified Intestinal Infections	1		1
Tuberculosis (A15-A19)	5	2	3
A16 Respiratory Tuberculosis, Not Confirmed Bacteriologically or Histologically	5	2	3
Other Bacterial Diseases (A30-A49)	444	208	236
A31 Infection Due to Other Mycobacteria	5	2	3
A32 Listeriosis	1	1	
A39 Meningococcal Infection	6	4	2
A40 Streptococcal Septicemia	11	7	4
A41 Other Septicemia.....	401	184	217
A43 Nocardiosis	1	1	
A48 Other Bacterial Diseases, NEC.....	6	1	5
A49 Bacterial Infection of Unspecified Site.....	13	8	5
Infections with Predominately Sexual Mode of Transmission (A50-A64)	2	1	1
A52 Late Syphilis	2	1	1
Other Spirochaetal Diseases (A65-A69)	1	1	
A69 Other Spirochaetal Infections	1	1	
Viral Infections of the Central Nervous System (A80-A89)	1	1	
A81 Slow Virus Infections of Central Nervous System	1	1	
Viral Infect. Characterized by Skin & Mucous Membrane Lesions (B00-B09)	9	2	7
B00 Herpesviral (Herpes Simplex) Infections.....	2		2
B01 Varicella (Chickenpox).....	2	1	1
B02 Zoster (Herpes Zoster)	5	1	4
Viral Hepatitis (B15-B19)	35	20	15
B15 Acute Hepatitis A.....	2		2
B16 Acute Hepatitis B.....	7	5	2
B17 Other Acute Viral Hepatitis	20	13	7
B18 Chronic Viral Hepatitis.....	4	2	2
B19 Unspecified Viral Hepatitis.....	2		2
Human Immunodeficiency Virus (HIV) Disease (B20-B24)	74	61	13
B20 HIV Disease Resulting in Infectious and Parasitic Diseases	26	21	5
B21 HIV Disease Resulting in Malignant Neoplasms	6	6	
B22 HIV Disease Resulting in Other Specified Diseases	11	10	1
B23 HIV Disease Resulting in Other Conditions	13	8	5
B24 Unspecified HIV Disease.....	18	16	2
Other Viral Diseases (B25-B34)	11	6	5
B34 Viral Infection of Unspecified Site	11	6	5
Mycoses (B35-B49)	14	8	6
B37 Candidiasis.....	3	1	2
B40 Blastomycosis	5	4	1
B44 Aspergillosis	3	1	2
B45 Cryptococcosis.....	1	1	
B49 Unspecified Mycosis.....	2	1	1

Cause of Death

Table 20. Deaths by Specific Underlying Cause, Wisconsin 2000

	Total	Male	Female
Protozoal Diseases (B50-B64)	4	2	2
B59 Pneumocystosis	4	2	2
Helminthiases (B65-B83)	1	1	
B74 Filariasis	1	1	
Sequelae of Infectious and Parasitic Diseases (B90-B94)	24	13	11
B91 Sequelae of Poliomyelitis.....	5	4	1
B94 Sequelae of Other and Unspecified Infectious & Parasitic Diseases	19	9	10
Other Infectious Diseases (B99)	2	1	1
B99 Other and Unspecified Infectious Diseases.....	2	1	1
II. Neoplasms (C00-D48)	10,944	5,686	5,258
Malignant Neoplasms of Lip, Oral Cavity and Pharynx (C00-C14)	138	76	62
C00 Lip	2	2	
C01 Base of Tongue	3		3
C02 Other and Unspecified Parts of Tongue.....	31	21	10
C03 Gum.....	1	1	
C04 Floor of Mouth	3	1	2
C05 Palate.....	2		2
C06 Other and Unspecified Parts of Mouth.....	23	12	11
C07 Parotid Gland	11	4	7
C08 Other and Unspecified Major Salivary Glands	6	1	5
C09 Tonsil	14	12	2
C10 Oropharynx	8	3	5
C11 Nasopharynx	9	3	6
C12 Pyriform Sinus	1	1	
C13 Hypopharynx.....	4	2	2
C14 Other and Ill-Defined Sites	20	13	7
Malignant Neoplasms of Digestive Organs (C15-C26)	2,590	1,386	1,204
C15 Esophagus	236	181	55
C16 Stomach.....	223	132	91
C17 Small Intestine.....	18	11	7
C18 Colon.....	993	477	516
C19 Rectosigmoid Junction.....	32	12	20
C20 Rectum	145	87	58
C21 Anus and Anal Canal	6	2	4
C22 Liver and Intrahepatic Bile Ducts	250	153	97
C23 Gallbladder.....	47	12	35
C24 Other and Unspecified Parts of Biliary Tract.....	41	18	23
C25 Pancreas	578	288	290
C26 Other and Ill-Defined Digestive Organs	21	13	8
Malignant Neoplasms of Respiratory and Intrathoracic Organs (C30-C39)	2,735	1,633	1,102
C31 Accessory Sinuses.....	6	4	2
C32 Larynx	61	46	15
C33 Trachea.....	1	1	
C34 Bronchus and Lung	2,656	1,574	1,082
C37 Thymus.....	4	3	1
C38 Heart, Mediastinum and Pleura.....	7	5	2
Malignant Neoplasms of Bone and Articular Cartilage (C40-C41)	17	10	7
C40 Bone and Articular Cartilage of Limbs	3	1	2

Cause of Death

Table 20. Deaths by Specific Underlying Cause, Wisconsin 2000

	Total	Male	Female
C41 Bone and Articular Cartilage of Other and Unspecified Sites	14	9	5
Melanoma and Other Malignant Neoplasms of Skin (C43-C44)	177	112	65
C43Malignant Melanoma of Skin	134	81	53
C44 Other Malignant Neoplasms of Skin.....	43	31	12
Malignant Neoplasms of Mesothelial and Soft Tissue (C45-C49)	161	105	56
C45 Mesothelioma.....	55	50	5
C47 Peripheral Nerves and Autonomic Nervous System	3		3
C48 Retroperitoneum and Peritoneum.....	12	1	11
C49 Other Connective and Soft Tissue.....	91	54	37
Malignant Neoplasm of Breast (C50)	791	7	784
C50 Breast	791	7	784
Malignant Neoplasm of Female Genital Organs (C51-C58)	532		532
C51 Vulva.....	19		19
C52 Vagina.....	5		5
C53 Cervix Uteri.....	54		54
C54 Corpus Uteri.....	76		76
C55 Uterus, Part Unspecified	69		69
C56 Ovary.....	294		294
C57 Other and Unspecified Female Genital Organs.....	15		15
Malignant Neoplasm of Male Genital Organs (C60-C63)	674	674	
C60 Penis.....	3	3	
C61 Prostate.....	661	661	
C62 Testis.....	9	9	
C63 Other and Unspecified Male Genital Organs.....	1	1	
Malignant Neoplasm of Urinary Tract (C64-C68)	502	321	181
C64 Kidney, Except Renal Pelvis.....	247	146	101
C65 Renal Pelvis.....	4	3	1
C66 Ureter	6	5	1
C67 Bladder.....	241	163	78
C68 Other and Unspecified Urinary Organs.....	4	4	
Malig. Neo. of Eye, Brain & Other Parts of Central Nervous Sys. (C69-C72)	274	148	126
C69 Eye and Adnexa	5	2	3
C70 Meninges.....	4		4
C71 Brain.....	263	146	117
C72 Spinal Cord, Cranial Nerves and Other Parts of Central Nervous System	2		2
Malignant Neoplasms of Thyroid and Other Endocrine Glands (C73-C75)	50	23	27
C73 Malignant Neoplasm of Thyroid Gland	35	14	21
C74 Malignant Neoplasm of Adrenal Gland.....	7	5	2
C75 Malignant Neoplasm of Other Endocrine Glands and Related Structures.....	8	4	4
Malignant Neoplasm of Ill-Defined, Secondary and Unspec. Sites (C76-C80)	709	363	346
C76 Other and Ill-Defined Sites	79	41	38
C78 Secondary Malignant Neoplasm of Respiratory and Digestive Organs.....	45	21	24
C79 Secondary Malignant Neoplasm of Other Sites	42	23	19
C80 Without Specification of Site	543	278	265
Malignant Neop. of Lymphoid, Haematopoietic & Related Tissue (C81-C96)	1,187	620	567
C81 Hodgkin's Disease	25	14	11
C82 Follicular (Nodular) Non-Hodgkin's Lymphoma	5	2	3
C83 Diffuse Non-Hodgkin's Lymphoma	74	52	22

Cause of Death

Table 20. Deaths by Specific Underlying Cause, Wisconsin 2000

	Total	Male	Female
C84 Peripheral & Cutaneous T-Cell Lymphomas	10	8	2
C85 Other and Unspecified Types of Non-Hodgkin's Lymphoma	398	189	209
C88 Malignant Immunoproliferative Diseases	13	9	4
C90 Multiple Myeloma & Malignant Plasma Cell Neoplasms.....	201	112	89
C91 Lymphoid Leukemia	141	71	70
C92 Myeloid Leukemia	210	109	101
C93 Monocytic Leukemia.....	1	1	
C95 Leukemia of Unspecified Cell Type	106	50	56
C96 Oth. & Unspec. Malig. Neop. Of Lymphoid, Hematopoietic & Related Tissue.....	3	3	
Malignant Neoplasms of Independent (Primary) Multiple Sites (C97)	83	44	39
C97 Independent (Primary) Multiple Sites	83	44	39
Benign Neoplasms (D10-D36)	31	9	22
D12 Benign Neoplasm of Colon, Rectum, Anus and Anal Canal	1	1	
D13 Benign Neoplasm of Other and Ill-Defined Parts of Digestive System.....	2		2
D15 Benign Neoplasm of Other and Unspecified Intrathoracic Organs.....	1	1	
D21 Other Benign Neoplasms of Connective and Other Soft Tissue	1	1	
D30 Benign Neoplasm of Urinary Organs.....	1		1
D32 Benign Neoplasm of Meninges	21	4	17
D35 Benign Neoplasm of Other & Unspecified Endocrine Glands	4	2	2
Neoplasms of Uncertain or Unknown Behavior (D37-D48)	293	155	138
D37 Oral Cavity and Digestive Organs	16	5	11
D38 Middle Ear and Respiratory and Intrathoracic Organs.....	16	10	6
D41 Urinary Organs.....	7	4	3
D43 Brain and Central Nervous System	58	33	25
D44 Endocrine Glands.....	6	2	4
D45 Polycythemia Vera	18	7	11
D46 Myelodysplastic Syndromes.....	114	67	47
D47 Lymphoid, Hematopoietic and Related Tissue	40	19	21
D48 Other and Unspecified Sites.....	18	8	10
III. Diseases of Blood and Blood-Forming Organs and Certain Disorders Involving the Immune Mechanisms (D50-D89)	140	53	87
Nutritional Anemias (D50-D53)	5	2	3
D50 Iron Deficiency Anemia	3		3
D51 Vitamin B12 Deficiency Anemia.....	1	1	
D53 Other Nutritional Anemias	1	1	
Hemolytic Anemias (D55-D59)	13	7	6
D57 Sickle-Cell Disorders	5	2	3
D58 Other Hereditary Hemolytic Anemias.....	4	3	1
D59 Acquired Hemolytic Anemia	4	2	2
Aplastic and Other Anemias (D60-D64)	48	13	35
D61 Other Aplastic Anemias	18	5	13
D64 Other Anemias	30	8	22
Coagulation Defects, Purpura & Other Hemorrhagic Conditions (D65-D69)	34	15	19
D65 Disseminated Intravascular Coagulation (Defibrination Syndrome)	1		1
D66 Hereditary Factor VIII Deficiency	3	2	1
D68 Other Coagulation Defects.....	9	6	3
D69 Purpura and Other Hemorrhagic Conditions.....	21	7	14

Cause of Death

Table 20. Deaths by Specific Underlying Cause, Wisconsin 2000

	Total	Male	Female
Other Diseases of Blood and Blood-Forming Organs (D70-D77)	16	4	12
D70 Agranulocytosis.....	5	2	3
D71 Functional Disorders of Polymorphonuclear Neutrophils.....	1		1
D72 Other Disorders of White Blood Cells.....	1	1	
D73 Diseases of Spleen.....	3	1	2
D75 Other Diseases of Blood and Blood-Forming Organs.....	6		6
Certain Disorders Involving the Immune Mechanism (D80-D89)	24	12	12
D84 Other Immunodeficiencies.....	8	5	3
D86 Sarcoidosis.....	16	7	9
IV. Endocrine, Nutritional and Metabolic Diseases (E00-E90)	1,780	796	984
Disorders of Thyroid Gland (E00-E07)	37	8	29
E03 Other Hypothyroidism.....	32	5	27
E05 Thyrotoxicosis (Hyperthyroidism).....	4	2	2
E07 Other Disorders of Thyroid.....	1	1	
Diabetes Mellitus (E10-E14)	1,315	610	705
E10 Insulin-Dependent Diabetes Mellitus.....	156	75	81
E11 Non-Insulin-Dependent Diabetes Mellitus.....	263	109	154
E13 Other Specified Diabetes Mellitus.....	1	1	
E14 Unspecified Diabetes Mellitus.....	895	425	470
Other Dis. of Glucose Regulation & Pancreatic Internal Secretion (E15-E16)	3	2	1
E15 Nondiabetic Hypoglycaemic Coma.....	1	1	
E16 Other Disorders of Pancreatic Internal Secretion.....	2	1	1
Disorders of Other Endocrine Glands (E20-E35)	17	5	12
E21 Hyperparathyroidism and Other Disorders of Parathyroid Gland.....	4		4
E22 Hyperfunction of Pituitary Gland.....	1		1
E23 Hypofunction and Other Disorders of Pituitary Gland.....	3	1	2
E27 Other Disorders of Adrenal Gland.....	5	1	4
E34 Other Endocrine Disorders.....	4	3	1
Malnutrition (E40-E46)	53	16	37
E41 Nutritional Marasmus.....	3	1	2
E43 Unspecified Severe Protein-Energy Malnutrition.....	2	1	1
E45 Retarded Development Following Protein-Energy Malnutrition.....	2	2	
E46 Unspecified Protein-Energy Malnutrition.....	46	12	34
Other Nutritional Deficiencies (E50-E64)	11	6	5
E51 Thiamine Deficiency.....	2		2
E61 Deficiency of Other Nutrient Elements.....	1	1	
E63 Other Nutritional Deficiencies.....	6	4	2
E64 Sequelae of Malnutrition and Other Nutritional Deficiencies.....	2	1	1
Obesity and Other Hyperalimentation (E65-E68)	46	20	26
E66 Obesity.....	46	20	26
Metabolic Disorders (E70-E90)	298	129	169
E70 Disorders of Aromatic Amino-Acid Metabolism.....	1	1	
E71 Disorder of Branched-Chain Amino-Acid Metabolism & Fatty-Acid Metabolism.....	1	1	
E72 Other Disorders of Amino-Acid Metabolism.....	3	2	1
E74 Other Disorders of Carbohydrate Metabolism.....	1		1
E75 Disorders of Sphingolipid Metabolism & Other Lipid Storage Disorders.....	5	4	1
E77 Disorders of Glycoprotein Metabolism.....	2	1	1
E78 Disorders of Lipoprotein Metabolism and Other Lipidaemias.....	57	30	27

Cause of Death

Table 20. Deaths by Specific Underlying Cause, Wisconsin 2000

	Total	Male	Female
E83 Disorders of Mineral Metabolism	8	5	3
E84 Cystic Fibrosis.....	8	4	4
E85 Amyloidosis	14	10	4
E86 Volume Depletion	106	33	73
E87 Other Disorders of Fluid, Electrolyte and Acid-Base Balance.....	79	34	45
E88 Other Metabolic Disorders	13	4	9
V. Mental, Behavioral Disorders (F00-F99)	1,245	455	790
Organic, Including Symptomatic, Mental Disorders (F00-F09)	993	297	696
F01 Vascular Dementia.....	9	4	5
F03 Unspecified Dementia.....	935	274	661
F05 Delirium, Not Induced by Alcohol and Other Psychoactive Substances	1		1
F06 Other Mental Dis. Due to Brain Damage & Dysfunction & to Physical Disease.....	46	18	28
F07 Personality & Behavioral Dis. Due to Brain Disease, Damage & Dysfunction.....	2	1	1
Mental & Behavioral Dis. Due to Psychoactive Substance Use (F10-F19)	186	134	52
F10 Use of Alcohol	151	110	41
F11 Use of Opioids	1		1
F14 Use of Cocaine	8	8	
F17 Use of Tobacco	18	9	9
F18 Use of Volatile Solvents.....	1	1	
F19 Multiple Drug Use & Use of Other Psychoactive Substances.....	7	6	1
Schizophrenia, Schizotypal and Delusional Disorders (F20-F29)	21	7	14
F20 Schizophrenia.....	20	7	13
F29 Unspecified Nonorganic Psychosis.....	1		1
Mood (Affective) Disorders (F30-F39)	28	8	20
F31 Bipolar Affective Disorder.....	1		1
F32 Depressive Episodes.....	26	8	18
F33 Recurrent Depressive Disorder	1		1
Neurotic, Stress-Related and Somatoform Disorders (F40-F48)	2		2
F43 Reaction to Severe Stress, and Adjustment Disorders	1		1
F48 Other Neurotic Disorders	1		1
Behav. Syndr. Assoc. w/ Physiological Disturb. & Phys. Factors (F50-F59)	5	2	3
F50 Eating Disorders.....	4	1	3
F54 Psych. & Behav. Factors Assoc. with Disorders or Diseases Classified Elsewhere	1	1	
Mental Retardation (F70-F79)	9	6	3
F72 Severe Mental Retardation	3	3	
F73 Profound Mental Retardation.....	2	1	1
F79 Unspecified Mental Retardation	4	2	2
Disorders of Psychological Development (F80-F89)	1	1	
F82 Specific Developmental Disorder of Motor Function.....	1	1	
VI. Diseases of the Nervous System (G00-G99)	2,069	794	1,275
Inflammatory Diseases of the Central Nervous System (G00-G09)	20	13	7
G00 Bacterial Meningitis, Not Elsewhere Classified.....	7	5	2
G03 Meningitis Due to Other and Unspecified Causes	4	3	1
G04 Encephalitis, Myelitis and Encephalomyelitis.....	3	2	1
G06 Intracranial and Intraspinous Abscess and Granuloma.....	4	2	2
G09 Sequelae of Inflammatory Diseases of Central Nervous System	2	1	1
Systemic Atrophies Primarily Affect. the Central Nervous Sys. (G10-G13)	161	84	77
G10 Huntington's Disease	27	14	13

Cause of Death

Table 20. Deaths by Specific Underlying Cause, Wisconsin 2000

	Total	Male	Female
G11 Hereditary Ataxia.....	2	2	
G12 Spinal Muscular Atrophy and Related Syndromes	132	68	64
Extrapyramidal and Movement Disorders (G20-G26)	328	179	149
G20 Parkinson's Disease	317	176	141
G21 Secondary Parkinsonism	1		1
G23 Other Degenerative Diseases of the Basal Ganglia.....	6	2	4
G24 Dystonia	2		2
G25 Other Extrapyramidal and Movement Disorders	2	1	1
Other Degenerative Diseases of the Nervous System (G30-G32)	1,225	337	888
G30 Alzheimer's Disease.....	1,185	318	867
G31 Other Degenerative Diseases of Nervous System, Not Classified Elsewhere	40	19	21
Demyelinating Diseases of the Central Nervous System (G35-G37)	72	25	47
G35 Multiple Sclerosis.....	67	23	44
G37 Other Demyelinating Diseases of Central Nervous System.....	5	2	3
Episodic and Paroxysmal Disorders (G40-G47)	44	27	17
G40 Epilepsy.....	17	12	5
G41 Status Epilepticus	9	5	4
G43 Migraine	1	1	
G45 Transient Cerebral Ischaemic Attacks and Related Syndromes.....	10	5	5
G47 Sleep Disorders	7	4	3
Nerve, Nerve Root and Plexus Disorders (G50-G59)	3	3	
G54 Nerve Root and Plexus Disorders	1	1	
G58 Other Mononeuropathies.....	2	2	
Polyneuropathies & Oth. Dis. of Peripheral Nervous System (G60-G64)	12	9	3
G60 Hereditary and Idiopathic Neuropathy	2	2	
G61 Inflammatory Polyneuropathy	3	2	1
G62 Other Polyneuropathies	7	5	2
Diseases of Myoneural Junction and Muscle (G70-G73)	33	21	12
G70 Myasthenia Gravis and Other Myoneural Disorders.....	11	5	6
G71 Primary Disorders of Muscles.....	18	12	6
G72 Other Myopathies.....	4	4	
Cerebral Palsy and Other Paralytic Syndromes (G80-G83)	47	29	18
G80 Infantile Cerebral Palsy.....	27	16	11
G81 Hemiplegia	4	1	3
G82 Paraplegia and Tetraplegia.....	14	11	3
G83 Other Paralytic Syndromes.....	2	1	1
Other Disorders of the Central Nervous System (G90-G99)	124	67	57
G90 Disorders of Autonomic Nervous System.....	3	2	1
G91 Hydrocephalus.....	15	9	6
G93 Other Disorders of Brain.....	98	52	46
G95 Other Disorders of Spinal Cord.....	5	3	2
G98 Other Disorders of Nervous System, Not Elsewhere Classified	3	1	2
VII. Diseases of the Eye and Adnexa	2	1	1
Visual Disturbances and Blindness (H53-H54)	2	1	1
H54 Blindness and Low Vision	2	1	1
VIII. Diseases of the Ear and Mastoid Process	1	1	
Diseases of Middle Ear and Mastoid (H65-H75)	1	1	
H66 Suppurative and Unspecified Otitis Media	1	1	

Cause of Death

Table 20. Deaths by Specific Underlying Cause, Wisconsin 2000

	Total	Male	Female
IX. Diseases of the Circulatory System (I00-I99)	18,479	8,569	9,910
Acute Rheumatic Fever (I00-I02)	1		1
I00 Rheumatic Fever Without Mention of Heart Involvement.....	1		1
Chronic Rheumatic Heart Diseases (I05-I09)	52	20	32
I05 Rheumatic Mitral Valve Diseases.....	32	14	18
I06 Rheumatic Aortic Valve Diseases.....	1	1	
I07 Rheumatic Tricuspid Valve Diseases.....	1		1
I08 Multiple Valve Diseases.....	8	1	7
I09 Other Rheumatic Heart Diseases.....	10	4	6
Hypertensive Diseases (I10-I15)	730	263	467
I10 Essential (Primary) Hypertension.....	170	56	114
I11 Hypertensive Heart Disease.....	376	129	247
I12 Hypertensive Renal Disease.....	130	50	80
I13 Hypertensive Heart and Renal Disease.....	54	28	26
Ischaemic Heart Diseases (I20-I25)	9,448	4,892	4,556
I20 Angina Pectoris.....	8	3	5
I21 Acute Myocardial Infarction.....	4,340	2,308	2,032
I24 Other Acute Ischemic Heart Diseases.....	21	11	10
I25 Chronic Ischemic Heart Disease.....	5,079	2,570	2,509
Pulmonary Heart Disease and Diseases of Pulmonary Circulation (I26-I28)	304	119	185
I26 Pulmonary Embolism.....	212	82	130
I27 Other Pulmonary Heart Diseases.....	90	36	54
I28 Other Diseases of Pulmonary Vessels.....	2	1	1
Other Forms of Heart Disease (I30-I52)	3,376	1,410	1,966
I30 Acute Pericarditis.....	1	1	
I31 Other Diseases of Pericardium.....	6	4	2
I33 Acute and Subacute Endocarditis.....	19	8	11
I34 Nonrheumatic Mitral Valve Disorders.....	80	34	46
I35 Nonrheumatic Aortic Valve Disorders.....	311	108	203
I36 Nonrheumatic Tricuspid Valve Disorders.....	1		1
I38 Endocarditis, Valve Unspecified.....	107	35	72
I40 Acute Myocarditis.....	3	2	1
I42 Cardiomyopathy.....	574	327	247
I44 Atrioventricular and Left Bundle-Branch Block.....	16	6	10
I45 Other Conduction Disorders.....	5	1	4
I46 Cardiac Arrest.....	67	36	31
I47 Paroxysmal Tachycardia.....	8	4	4
I48 Atrial Fibrillation and Flutter.....	232	79	153
I49 Other Cardiac Arrhythmias.....	413	190	223
I50 Heart Failure.....	1,381	504	877
I51 Complications and Ill-Defined Descriptions of Heart Disease.....	152	71	81
Cerebrovascular Diseases (I60-I69)	3,580	1,381	2,199
I60 Subarachnoid Hemorrhage.....	118	48	70
I61 Intracerebral Hemorrhage.....	424	181	243
I62 Other Nontraumatic Intracranial Hemorrhage.....	124	64	60
I63 Cerebral Infarction.....	254	116	138
I64 Stroke, Not Specified as Hemorrhage or Infarction.....	1,956	679	1,277
I67 Other Cerebrovascular Diseases.....	131	46	85

Cause of Death

Table 20. Deaths by Specific Underlying Cause, Wisconsin 2000

	Total	Male	Female
I69 Sequelae of Cerebrovascular Disease	573	247	326
Diseases of Arteries, Arterioles and Capillaries (I70-I79)	888	443	445
I70 Atherosclerosis	235	90	145
I71 Aortic Aneurysm and Dissection	397	240	157
I72 Other Aneurysm	16	8	8
I73 Other Peripheral Vascular Diseases	183	83	100
I74 Arterial Embolism and Thrombosis	33	12	21
I77 Other Disorders of Arteries and Arterioles	21	9	12
I78 Diseases of Capillaries	3	1	2
Diseases of Veins, Lymphatic Vessels and Lymph Nodes, NEC (I80-I89)	88	37	51
I80 Phlebitis and Thrombophlebitis	62	26	36
I81 Portal Vein Thrombosis	4	3	1
I82 Other Venous Embolism and Thrombosis	1		1
I83 Varicose Veins of Lower Extremities	5	1	4
I85 Esophageal Varices	6	3	3
I87 Other Disorders of Veins	8	2	6
I89 Other Noninfective Disorders of Lymphatic Vessels and Lymph Nodes	2	2	
Other and Unspecified Disorders of Circulatory System (I95-I99)	12	4	8
I95 Hypotension	5	2	3
I99 Other and Unspecified Disorders of Circulatory System	7	2	5
X. Diseases of the Respiratory System (J00-J99)	4,294	2,069	2,225
Acute Upper Respiratory Infections (J00-J06)	4		4
J00 Acute Nasopharyngitis (Common Cold)	1		1
J06 Acute Upper Respiratory Infections of Multiple or Unspecified Sites	3		3
Influenza and Pneumonia (J10-J18)	1,214	510	704
J11 Influenza, Virus Not Identified	90	28	62
J12 Viral Pneumonia, Not Elsewhere Classified	4	2	2
J13 Pneumonia Due to Streptococcus Pneumoniae	6	3	3
J14 Pneumonia Due to Hemophilus Influenza	1		1
J15 Bacterial Pneumonia, Not Elsewhere Classified	41	20	21
J16 Pneumonia Due to Other Infectious Organisms, Not Elsewhere Classified	1		1
J18 Pneumonia, Organism Unspecified	1,071	457	614
Other Acute Lower Respiratory Infections (J20-J22)	13	3	10
J20 Acute Bronchitis	4		4
J21 Acute Bronchiolitis	1		1
J22 Unspecified Acute Lower Respiratory Infection	8	3	5
Other Diseases of Upper Respiratory Tract (J30-J39)	4	2	2
J32 Chronic Sinusitis	1		1
J38 Diseases of Vocal Cords and Larynx, NEC	2	2	
J39 Other Diseases of Upper Respiratory Tract	1		1
Chronic Lower Respiratory Diseases (J40-J47)	2,309	1,145	1,164
J40 Bronchitis, Not Specified as Acute or Chronic	10	3	7
J42 Unspecified Chronic Bronchitis	11	3	8
J43 Emphysema	287	169	118
J44 Other Chronic Obstructive Pulmonary Disease	1,891	929	962
J45 Asthma	83	30	53
J46 Status Asthmaticus	5	3	2
J47 Bronchiectasis	22	8	14

Cause of Death

Table 20. Deaths by Specific Underlying Cause, Wisconsin 2000

	Total	Male	Female
Lung Diseases Due to External Agents (J60-J70)	336	194	142
J60 Coalworkers Pneumoconiosis	1	1	
J61 Pneumoconiosis Due to Asbestos and Other Mineral Fibers	5	5	
J62 Pneumoconiosis Due to Dust Containing Silica	4	4	
J64 Unspecified Pneumoconiosis	1	1	
J67 Hypersensitivity Pneumonitis Due to Organic Dust	1	1	
J68 Respiratory Conditions Due to Inhalation of Chemicals, Gases, Fumes, Vapor.....	2	2	
J69 Pneumonitis Due to Solids and Liquids	320	179	141
J70 Respiratory Conditions Due to Other External Agents.....	2	1	1
Other Respiratory Diseases Principally Affecting the Interstitium (J80-J84)	307	158	149
J80 Adult Respiratory Distress Syndrome.....	39	19	20
J81 Pulmonary Edema	14	4	10
J82 Pulmonary Eosinophilia, Not Elsewhere Classified.....	3	2	1
J84 Other Interstitial Pulmonary Diseases	251	133	118
Suppurative and Necrotic Conditions of Lower Respiratory Tract (J85-J86)	10	6	4
J85 Abscess of Lung and Mediastinum	3		3
J86 Pyothorax	7	6	1
Other Diseases of Pleura (J90-J94)	23	17	6
J90 Pleural Effusion, Not Elsewhere Classified	16	12	4
J92 Pleural Plaque	1	1	
J93 Pneumothorax	1		1
J94 Other Pleural Conditions.....	5	4	1
Other Diseases of the Respiratory System (J95-J99)	74	34	40
J96 Respiratory Failure, Not Elsewhere Classified	13	6	7
J98 Other Respiratory Disorders.....	61	28	33
XI. Diseases of the Digestive System (K00-K93)	1,664	780	884
Diseases of Oral Cavity, Salivary Glands and Jaws (K00-K14)	1	1	
K02 Dental Caries.....	1	1	
Diseases of Esophagus, Stomach and Duodenum (K20-K31)	173	86	87
K20 Esophagitis.....	5	2	3
K21 Gastro-Esophageal Reflux Disease.....	17	10	7
K22 Other Diseases of Esophagus.....	25	13	12
K25 Gastric Ulcer	29	13	16
K26 Duodenal Ulcer	31	16	15
K27 Peptic Ulcer, Site Unspecified	40	20	20
K28 Gastrojejunal Ulcer	1		1
K29 Gastritis and Duodenitis.....	13	9	4
K31 Other Diseases of Stomach and Duodenum.....	12	3	9
Diseases of Appendix (K35-K38)	14	8	6
K35 Acute Appendicitis.....	12	7	5
K37 Unspecified Appendicitis	2	1	1
Hernia (K40-K46)	36	15	21
K40 Inguinal Hernia.....	2	2	
K42 Umbilical Hernia.....	3		3
K43 Ventral Hernia.....	9	2	7
K44 Diaphragmatic Hernia	10	3	7
K46 Unspecified Hernia of Abdominal Cavity.....	12	8	4

Cause of Death

Table 20. Deaths by Specific Underlying Cause, Wisconsin 2000

	Total	Male	Female
Noninfective Enteritis and Colitis (K50-K52)	49	20	29
K50 Crohn's Disease (Regional Enteritis).....	9	6	3
K51 Ulcerative Colitis	6	4	2
K52 Other Noninfective Gastroenteritis and Colitis.....	34	10	24
Other Diseases of Intestines (K55-K63)	419	139	280
K55 Vascular Disorders of Intestine	174	65	109
K56 Paralytic Ileus and Intestinal Obstruction without Hernia.....	118	42	76
K57 Diverticular Disease of Intestine	70	16	54
K59 Other Functional Intestinal Disorders	14	6	8
K60 Fissure and Fistula of Anal and Rectal Regions.....	1		1
K61 Abscess of Anal and Rectal Regions	1	1	
K62 Other Diseases of Anus and Rectum.....	6		6
K63 Other Diseases of Intestine.....	35	9	26
Diseases of Peritoneum (K65-K67)	47	16	31
K65 Peritonitis	44	16	28
K66 Other Disorders of Peritoneum	3		3
Diseases of Liver (K70-K77)	574	355	219
K70 Alcoholic Liver Disease	225	167	58
K72 Hepatic Failure, Not Elsewhere Classified.....	70	35	35
K73 Chronic Hepatitis, Not Elsewhere Classified.....	4	1	3
K74 Fibrosis and Cirrhosis of Liver.....	212	120	92
K75 Other Inflammatory Liver Diseases	9	6	3
K76 Other Diseases of Liver.....	54	26	28
Diseases of Gallbladder, Biliary Tract and Pancreas (K80-K87)	144	66	78
K80 Cholelithiasis.....	21	5	16
K81 Cholecystitis.....	35	15	20
K82 Other Diseases of Gallbladder	4	2	2
K83 Other Diseases of Biliary Tract.....	25	9	16
K85 Acute Pancreatitis	49	27	22
K86 Other Diseases of Pancreas	10	8	2
Other Diseases of the Digestive System (K90-K93)	207	74	133
K90 Intestinal Malabsorption.....	8		8
K92 Other Diseases of Digestive System	199	74	125
XII. Diseases of the Skin and Subcutaneous Tissue (L00-L99)	71	22	49
Infections of Skin and Subcutaneous Tissue (L00-L08)	30	9	21
L02 Cutaneous Abscess, Furuncle and Carbuncle	6	1	5
L03 Cellulitis.....	17	4	13
L08 Other Local Infections of Skin and Subcutaneous Tissue.....	7	4	3
Bullous Disorders (L10-L14)	1		1
L12 Pemphigoid	1		1
Dermatitis and Eczema (L20-L30)	1		1
L30 Other Dermatitis.....	1		1
Uticaria and Erythema (L50-L54)	3		3
L51 Erythema Multiforme	3		3
Other Disorders of the Skin and Subcutaneous Tissue (L80-L99)	36	13	23
L89 Decubitus Ulcer.....	25	10	15
L92 Granulomatous Disorders of Skin and Subcutaneous Tissue.....	2	2	
L93 Lupus Erythematosus	2		2

Cause of Death

Table 20. Deaths by Specific Underlying Cause, Wisconsin 2000

	Total	Male	Female
L97 Ulcer of Lower Limb, Not Elsewhere Classified	3		3
L98 Other Disorders of Skin and Subcutaneous Tissue, Not Elsewhere Classified.....	4	1	3
XIII. Diseases of the Musculoskeletal System and Conn. Tissue (M00-M99)	316	100	216
Infectious Arthropathies (M00-M03)	8	7	1
M00 Pyogenic Arthritis	8	7	1
Inflammatory Polyarthropathies (M05-M14)	85	26	59
M05 Seropositive Rheumatoid Arthritis.....	10	3	7
M06 Other Rheumatoid Arthritis.....	71	23	48
M10 Gout.....	2		2
M13 Other Arthritis	2		2
Arthrosis (M15-M19)	36	13	23
M15 Polyarthrosis.....	1	1	
M17 Gonarthrosis (Arthrosis of Knee).....	1		1
M19 Other Arthrosis.....	34	12	22
Other Joint Disorders (M20-M25)	1		1
M24 Other Specific Joint Derangements.....	1		1
Systemic Connective Tissue Disorders (M30-M36)	73	17	56
M30 Polyarteritis Nodosa and Related Conditions.....	2		2
M31 Other Necrotizing Vasculopathies	18	6	12
M32 Systemic Lupus Erythematosus.....	14	1	13
M33 Dermatopolymyositis	8	4	4
M34 Systemic Sclerosis.....	24	3	21
M35 Other Systemic Involvement of Connective Tissue	7	3	4
Deforming Dorsopathies (M40-M43)	7	3	4
M40 Kyphosis and Lordosis	3	2	1
M41 Scoliosis	3		3
M43 Other Deforming Dorsopathies	1	1	
Spondylopathies (M45-M49)	11	6	5
M46 Other Inflammatory Spondylopathies	5	3	2
M47 Spondylosis	2	1	1
M48 Other Spondylopathies	4	2	2
Other Dorsopathies (M50-M54)	3	1	2
M51 Other Intervertebral Disc Disorders	1		1
M54 Dorsalgia	2	1	1
Disorders of Muscles (M60-M63)	9	5	4
M60 Myositis.....	1	1	
M62 Other Disorders of Muscle	8	4	4
Other Soft Tissue Disorders (M70-M79)	6	4	2
M72 Fibroblastic Disorders	6	4	2
Disorders of Bone Density and Structure (M80-M85)	53	4	49
M80 Osteoporosis with Pathological Fracture.....	21	2	19
M81 Osteoporosis without Pathological Fracture.....	22		22
M84 Disorders of Continuity of Bone	10	2	8
Other Osteopathies (M86-M90)	21	13	8
M86 Osteomyelitis.....	20	13	7
M88 Paget's Disease of Bone (Osteitis Deformans)	1		1
Chondropathies (M91-M94)	1		1
M91 Juvenile Osteochondrosis of Hip and Pelvis	1		1

Cause of Death

Table 20. Deaths by Specific Underlying Cause, Wisconsin 2000

	Total	Male	Female
Other Disorders of Musculoskeletal Sys. and Connective Tissue (M95-M99)	2	1	1
M95 Other Acquired Deformities of Musculoskeletal System.....	2	1	1
XIV. Diseases of the Genitourinary System (N00-N99)	1,102	502	600
Glomerular Diseases (N00-N08)	19	6	13
N00 Acute Nephritic Syndrome.....	1		1
N02 Recurrent and Persistent Hematuria.....	2	1	1
N03 Chronic Nephritic Syndrome	6	2	4
N04 Nephrotic Syndrome	4	1	3
N05 Unspecified Nephritic Syndrome	6	2	4
Renal Tubulo-Interstitial Diseases (N10-N16)	26	8	18
N10 Acute Tubulo-Interstitial Nephritis	2		2
N11 Chronic Tubulo-Interstitial Nephritis.....	3		3
N12 Tubulo-Interstitial Nephritis, Not Specified as Acute or Chronic.....	9		9
N13 Obstructive and Reflux Uropathy	10	7	3
N15 Other Renal Tubulo-Interstitial Diseases	2	1	1
Renal Failure (N17-N19)	738	363	375
N17 Acute Renal Failure.....	101	43	58
N18 Chronic Renal Failure	263	132	131
N19 Unspecified Renal Failure.....	374	188	186
Urolithiasis (N20-N23)	12	2	10
N20 Calculus of Kidney and Ureter.....	12	2	10
Other Disorders of Kidney and Ureter (N25-N29)	9	5	4
N25 Disorders Resulting from Impaired Renal Tubular Function.....	1	1	
N26 Unspecified Contracted Kidney	1	1	
N28 Other Disorders of Kidney and Ureter, Not Elsewhere Classified.....	7	3	4
Other Diseases of Urinary System (N30-N39)	282	106	176
N30 Cystitis.....	3	1	2
N31 Neuromuscular Dysfunction of Bladder, Not Elsewhere Classified.....	5	4	1
N32 Other Disorders of Bladder	4	2	2
N39 Other Disorders of Urinary Tract.....	270	99	171
Diseases of Male Genital Organs (N40-N51)	12	12	
N40 Hyperplasia of Prostate	12	12	
Inflammatory Diseases of Female Pelvic Organs (N70-N77)	2		2
N73 Other Female Pelvic Inflammatory Diseases	2		2
Noninflammatory Disorders of Female Genital Tract (N80-N98)	2		2
N82 Fistulae Involving Female Genital Tract.....	2		2
XV. Pregnancy, Childbirth and the Puerperium (O00-O99)	5		5
Complications Predominantly Related to the Puerperium (O85-O92)	4		4
O88 Obstetric Embolism.....	2		2
O90 Complications of the Puerperium, Not Elsewhere Classified	2		2
Other Obstetric Conditions, Not Elsewhere Classified (O95-O99)	1		1
O99 Oth. Maternal Dis. Classified Elsewhere but Complicating Preg./Birth/Puerperium ..	1		1
XVI. Certain Conditions Originating in the Perinatal Period (P00-P96)	224	131	93
Fetus and Newborn Affected by Maternal Factors and Complications of Pregnancy, Labor and Delivery (P00-P04)	47	27	20
P00 Fetus & Newborn Affect. by Maternal Condition Unrelated to Present Pregnancy	2	1	1
P01 Fetus & Newborn Affected by Maternal Complications of Pregnancy.....	19	9	10
P02 Fetus & Newborn Affected by Complications of Placenta, Cord & Membranes	22	15	7

Cause of Death

Table 20. Deaths by Specific Underlying Cause, Wisconsin 2000

	Total	Male	Female
P03 Fetus & Newborn Affected by Other Complications of Labor and Delivery.....	1	1	
P04 Fetus & Newborn Affect. by Noxious Influences Trans. Via Placenta/Breast Milk....	3	1	2
Disorders Related to Length of Gestation and Fetal Growth (P05-P08)	87	51	36
P05 Slow Fetal Growth and Fetal Malnutrition.....	1		1
P07 Disorders Related to Short Gestation and Low Birthweight, NEC.....	86	51	35
Respir. & Cardiovascular Disorders Spec. to the Perinatal Period (P20-P29)	57	34	23
P21 Birth Asphyxia	13	10	3
P22 Respiratory Distress of Newborn	10	6	4
P23 Congenital Pneumonia	3	2	1
P24 Neonatal Aspiration Syndromes.....	4	2	2
P25 Interstitial Emphysema & Related Conditions Originating in the Perinatal Period.....	1		1
P26 Pulmonary Hemorrhage Originating in the Perinatal Period	5	4	1
P27 Chronic Respiratory Disease Originating in the Perinatal Period.....	3	1	2
P28 Other Respiratory Conditions Originating in the Perinatal Period.....	10	6	4
P29 Cardiovascular Disorders Originating in the Perinatal Period.....	8	3	5
Infections Specific to Perinatal Period (P35-P39)	7	4	3
P35 Congenital Viral Diseases	1	1	
P36 Bacterial Sepsis of Newborn.....	4	1	3
P37 Other Congenital Infectious and Parasitic Diseases.....	2	2	
Hemorrhagic and Hematological Disorders of Fetus and Newborn (P50-P61)	10	5	5
P52 Intracranial Nontraumatic Hemorrhage of Fetus and Newborn	7	3	4
P54 Other Neonatal Hemorrhages.....	1	1	
P55 Hemolytic Disease of Fetus and Newborn	1		1
P60 Disseminated Intravascular Coagulation of Fetus and Newborn	1	1	
Digestive System Disorders of Fetus and Newborn (P75-P78)	5	4	1
P77 Necrotizing Enterocolitis of Fetus and Newborn	2	2	
P78 Other Perinatal Digestive System Disorders	3	2	1
Conditions Involv. Integument Temp. Regul. of Fetus/Newborn (P80-P83)	5	2	3
P83 Other Conditions of Integument Specific to Fetus and Newborn	5	2	3
Other Disorders Originating in Perinatal Period (P90-P96)	6	4	2
P91 Other Disturbances of Cerebral Status of Newborn.....	3	2	1
P96 Other Conditions Originating in the Perinatal Period	3	2	1
XVII. Congenital Malformations, Deformations and Chromosomal Abnormalities (Q00-Q99)	186	96	90
Congenital Malformations of the Nervous System (Q00-Q07)	21	11	10
Q00 Anencephaly and Similar Malformations.....	6	2	4
Q02 Microcephaly.....	3	1	2
Q03 Congenital Hydrocephalus	1	1	
Q04 Other Congenital Malformations of Brain	9	5	4
Q05 Spina Bifida.....	2	2	
Congenital Malformations of the Circulatory System (Q20-Q28)	75	42	33
Q20 Congenital Malformations of Cardiac Chambers and Connections.....	1	1	
Q21 Congenital Malformations of Cardiac Septa.....	14	6	8
Q22 Congenital Malformations of Pulmonary and Tricuspid Valves.....	1	1	
Q23 Congenital Malformations of Aortic and Mitral Valves	15	10	5
Q24 Other Congenital Malformations of the Heart	30	18	12
Q25 Congenital Malformations of Great Arteries.....	5	4	1
Q27 Other Congenital Malformations of Peripheral Vascular System.....	6		6

Cause of Death

Table 20. Deaths by Specific Underlying Cause, Wisconsin 2000

	Total	Male	Female
Q28 Other Congenital Malformations of Circulatory System	3	2	1
Congenital Malformations of the Respiratory System (Q30-Q34)	12	7	5
Q33 Congenital Malformations of Lung.....	12	7	5
Other Congenital Malformations of the Digestive System (Q38-Q45)	2	2	
Q44 Congenital Malformations of Gallbladder, Bile Ducts and Liver	2	2	
Congenital Malformations of the Urinary System (Q60-Q64)	15	6	9
Q60 Renal Agenesis and Other Reduction Defects of Kidney	7	3	4
Q61 Cystic Kidney Disease.....	8	3	5
Congenital Malformations and Deformations of the Musculoskeletal System (Q65-Q79)	5	3	2
Q75 Other Congenital Malformations of Skull and Face Bones	1		1
Q79 Congenital Malformations of the Musculoskeletal System, NEC.....	4	3	1
Other Congenital Malformations (Q80-Q89)	21	10	11
Q85 Phakomatoses, Not Elsewhere Classified	4	2	2
Q87 Other Specified Congenital Malformation Syndromes Affecting Multiple Systems ...	7	4	3
Q89 Other Congenital Malformations, Not Elsewhere Classified	10	4	6
Chromosomal Abnormalities, Not Elsewhere Classified (Q90-Q99)	35	15	20
Q90 Down's Syndrome.....	12	9	3
Q91 Edward's Syndrome and Patau's Syndrome	17	3	14
Q92 Other Trisomies & Partial Trisomies of the Autosomes, Not Elsewhere Classified....	2	1	1
Q98 Other Sex Chromosome Abnormalities, Male Phenotype, NEC	1	1	
Q99 Other Chromosome Abnormalities, Not Elsewhere Classified.....	3	1	2
XVIII. Symptoms, Signs and Abnormal Clinical/Lab Findings, NEC (R00-R99)	221	114	107
Symptoms & Signs Involv. the Circulatory & Respiratory Sys. (R00-R09)	13	4	9
R00 Abnormalities of Heartbeat	3	1	2
R02 Gangrene, Not Elsewhere Classified.....	1	1	
R04 Hemorrhage from Respiratory Passages	2	1	1
R06 Abnormalities of Breathing	2	1	1
R09 Other Symptoms and Signs Involving the Circulatory & Respiratory Systems	5		5
Symptoms and Signs Involving the Digestive System and Abdomen (R10-R19)	9	5	4
R10 Abdominal and Pelvic Pain.....	3	3	
R13 Dysphagia.....	2	1	1
R19 Other Symptoms and Signs Involving the Digestive System and Abdomen	4	1	3
Symptoms and Signs Involv. the Skin/Subcutaneous Tissue (R20-R23)	1	1	
R22 Localized Swelling, Mass and Lump of Skin and Subcutaneous Tissue	1	1	
Symptoms and Signs Involv. the Nervous & Musculoskeletal Syst. (R25-R29)	1		1
R29 Other Symptoms & Signs Involving the Nervous/Musculoskeletal System	1		1
General Symptoms and Signs (R50-R69)	59	19	40
R50 Fever of Unknown Origin	1	1	
R53 Malaise and Fatigue	3		3
R54 Senility	2		2
R56 Convulsions, Not Elsewhere Classified	17	10	7
R57 Shock, Not Elsewhere Classified	4	2	2
R58 Hemorrhage, Not Elsewhere Classified	7	2	5
R62 Lack of Expected Normal Physiological Development	8	1	7
R63 Symptoms and Signs Concerning Food and Fluid Intake	2		2
R64 Cachexia.....	11		11
R68 Other General Symptoms and Signs	4	3	1

Cause of Death

Table 20. Deaths by Specific Underlying Cause, Wisconsin 2000

	Total	Male	Female
Abn. Find. on Diag. Imaging and in Function Stud. w/o Diagnosis (R90-R94)	3	2	1
R91 Abnormal Findings on Diagnostic Imaging of Lung	2	1	1
R94 Abnormal Results of Function Studies.....	1	1	
Ill-Defined and Unknown Causes of Mortality (R95-R99)	135	83	52
R95 Sudden Infant Death Syndrome	61	35	26
R96 Other Sudden Death, Cause Unknown	1	1	
R99 Other Ill-Defined and Unspecified Causes of Mortality	73	47	26
XX. External Causes of Morbidity and Mortality (V01-Y89)	3,013	1,981	1,032
Pedestrian Injured in Transport Accident (V01-V09)	68	54	14
V03 Pedestrian Injured in Collision with Car, Pick-Up Truck or Van	46	34	12
V04 Pedestrian Injured in Collision with Heavy Transport Vehicle or Bus	8	7	1
V05 Pedestrian Injured in Collision with Railway Train or Railway Vehicle	5	5	
V06 Pedestrian Injured in Collision with Other Nonmotor Vehicle.....	1	1	
V09 Pedestrian Injured in Other and Unspecified Transport Accidents.....	8	7	1
Pedal Cyclist Injured in Transport Accident (V10-V19)	14	14	
V13 Pedal Cyclist Injured in Collision with Car, Pick-Up Truck or Van.....	11	11	
V17 Pedal Cyclist Injured in Collision with Fixed or Stationary Object	2	2	
V18 Pedal Cyclist Injured in Noncollision Transport Accident	1	1	
Motorcycle Rider Injured in Transport Accident (V20-V29)	76	61	15
V20 Motorcycle Rider Injured in Collision with Pedestrian or Animal	3	3	
V22 Motorcycle Rider Injured in Collision with Two or Three-Wheeled Motor Vehicle...	2	1	1
V23 Motorcycle Rider Injured in Collision with Car, Pick-Up Truck or Van.....	31	23	8
V24 Motorcycle Rider Injured in Collision with Heavy Transport Vehicle or Bus.....	1	1	
V27 Motorcycle Rider Injured in Collision with Fixed or Stationary Object	14	12	2
V28 Motorcycle Rider Injured in Noncollision Transport Accident	18	15	3
V29 Motorcycle Rider Injured in Other and Unspecified Transport Accidents	7	6	1
Occupant of Three-Wheeled Motor Veh. Injured in Trans. Acc. (V30-V39)	1	1	
V31 Occupant of Three-Wheeled Motor Veh. Injured in Collision with Pedal Cycle	1	1	
Car Occupant Injured in Transport Accident (V40-V49)	474	278	196
V42 Car Occupant Injured in Collision with 2-3 Wheeled Motor Vehicle.....	1	1	
V43 Car Occupant Injured in Collision with Car, Pick-Up Truck or Van.....	215	120	95
V44 Car Occupant Injured in Collision with Heavy Transport Vehicle or Bus.....	51	28	23
V45 Car Occupant Injured in Collision with Railway Train or Railway Vehicle.....	7	2	5
V46 Car Occupant Injured in Collision with Other Nonmotor Vehicle	1		1
V47 Car Occupant Injured in Collision with Fixed or Stationary Object	87	60	27
V48 Car Occupant Injured in Noncollision Transport Accident	92	57	35
V49 Car Occupant Injured in Other and Unspecified Transport Accidents	20	10	10
Occupant of Pick-Up Truck or Van Injured in Transport Accid. (V50-V59)	122	98	24
V53 Collision with Car, Pick-Up Truck or Van	32	25	7
V54 Collision with Heavy Transport Vehicle or Bus	13	11	2
V55 Collision with Railway Train or Railway Vehicle	4	4	
V56 Collision with Other Nonmotor Vehicle	2	2	
V57 Collision with Fixed or Stationary Object.....	24	21	3
V58 Noncollision Transport Accident	45	33	12
V59 Other and Unspecified Transport Accident.....	2	2	
Occupant of Heavy Transport Veh. Injured in Transport Accid. (V60-V69)	8	6	2
V63 Collision With Car, Pick-Up Truck or Van	1	1	
V64 Collision with Heavy Transport Vehicle or Bus	1	1	

Cause of Death

V65	Collision with Railway Train or Railway Vehicle	1	1	
V67	Collision with Fixed or Stationary Object.....	3	2	1
V68	Noncollision Transport Accident.....	1		1
V69	Other and Unspecified Transport Accidents	1	1	
	Bus Occupant Injured in Transport Accident (V70-V79)	1		1
V77	Bus Occupant Injured in Collision with Fixed or Stationary Object.....	1		1
	Other Land Transport Accidents (V80-V89)	127	106	21
V84	Occup. of Special Veh. Mainly Used in Agriculture Injured in Transport Accident...	6	6	
V85	Occup. of Special Construction Vehicle Injured in Transport Accident.....	2	2	
V86	Occup. of Spec. All-Terr./Oth. Motor Veh. for Off-Road Use Injured Trans. Acc.	48	44	4
V87	Traffic Accident of Specified Type but Victim's Mode of Transport Unknown.....	31	22	9
V89	Motor or Nonmotor-Vehicle Accident, Type of Vehicle Unspecified.....	40	32	8
	Water Transport Accidents (V90-V94)	18	15	3
V90	Accident to Watercraft Causing Drowning and Submersion	5	4	1
V91	Accident to Watercraft Causing Other Injury.	1	1	
V92	Water-Transport-Related Drowning and Submersion w/o Accident to Watercraft	12	10	2
	Air and Space Transport Accidents (V95-V97)	10	7	3
V95	Accident to Powered Aircraft Causing Injury to Occupant	10	7	3
	Falls (W00-W19)	619	284	335
W00	Fall on Same Level Involving Ice and Snow.....	6	4	2
W01	Fall on Same Level from Slipping, Tripping and Stumbling	24	10	14
W04	Fall While Being Carried or Supported by Other Persons	4		4
W05	Fall Involving Wheelchair.....	17	6	11
W06	Fall Involving Bed.....	40	11	29
W07	Fall Involving Chair	13	4	9
W08	Fall Involving Other Furniture	3	1	2
W10	Fall On and From Stairs and Steps.....	66	47	19
W11	Fall On and From Ladder	7	7	
W12	Fall On and From Scaffolding.....	2	2	
W13	Fall From, Out of or Through Building or Structure.....	9	9	
W14	Fall From Tree.....	2	2	
W15	Fall From Cliff.....	1	1	
W17	Other Fall From One Level to Another.	13	9	4
W18	Other Fall on Same Level.....	141	59	82
W19	Unspecified Fall.	271	112	159
	Exposure to Inanimate Mechanical Forces (W20-W49)	63	60	3
W20	Struck by Thrown, Projected or Falling Object	11	10	1
W21	Striking Against or Struck by Sports Equipment	1	1	
W22	Striking Against or Struck by Other Equipment	2	2	
W23	Caught, Crushed, Jammed or Pinched in or Between Objects.....	3	3	
W24	Contact with Lifting and Transmission Devices, Not Elsewhere Classified.....	2	2	
W28	Contact with Powered Lawnmower	1		1
W29	Contact with Other Powered Hand Tools and Household Machinery.	2	2	
W30	Contact with Agricultural Machinery.....	17	17	
W31	Contact with Other and Unspecified Machinery	8	8	
W32	Handgun Discharge.....	6	6	
W33	Rifle, Shotgun and Larger Firearm Discharge	7	7	
W40	Explosion of Other Materials.....	2	2	

Cause of Death

Table 20. Deaths by Specific Underlying Cause, Wisconsin 2000

	Total	Male	Female
W44 Foreign Body Entering Into or Through Eye or Natural Orifice	1		1
Exposure to Animate Mechanical Forces (W50-W64)	4	4	
W55 Bitten or Struck By Other Mammals.....	4	4	
Accidental Drowning and Submersion (W65-W74)	65	45	20
W65 Drowning and Submersion While in Bathtub	7	5	2
W66 Drowning and Submersion Following Fall into Bathtub	2	1	1
W67 Drowning and Submersion While in Swimming Pool	6	4	2
W69 Drowning and Submersion While in Natural Water	27	20	7
W70 Drowning and Submersion Following Fall into Natural Water	5	3	2
W73 Other Specified Drowning and Submersion.....	4	3	1
W74 Unspecified Drowning and Submersion.	14	9	5
Other Accidental Threats to Breathing (W75-W84)	120	65	55
W75 Accidental Suffocation and Strangulation in Bed.....	14	7	7
W76 Other Accidental Hanging and Strangulation	8	8	
W77 Threat to Breathing Due to Cave-In, Falling Earth and Other Substances	4	4	
W78 Inhalation of Gastric Contents.....	9	5	4
W79 Inhalation and Ingestion of Food Causing Obstruction of Respiratory Tract	31	17	14
W80 Inhalation and Ingestion of Oth. Objects Causing Obstruction of Respiratory Tract ..	49	23	26
W83 Other Specified Threats to Breathing.....	5	1	4
Exposure to Electric Current, Radiation and Ambient Air Temperature and Pressure (W85-W99)	5	4	1
W85 Exposure to Electric Transmission Lines.....	1	1	
W86 Exposure to Other Specified Electric Current.....	2	2	
W87 Exposure to Unspecified Electric Current.....	1	1	
W94 Exposure to High and Low Air Pressure and Changes in Air Pressure	1		1
Exposure to Smoke, Fire and Flames (X00-X09)	42	24	18
X00 Exposure to Uncontrolled Fire in Building or Structure	33	19	14
X01 Exposure to Uncontrolled Fire, Not in Building or Structure	2	1	1
X04 Exposure to Ignition of Highly Flammable Material	1	1	
X05 Exposure to Ignition or Melting of Nightwear.....	1		1
X06 Exposure to Ignition or Melting of Other Clothing and Apparel.....	2	2	
X08 Exposure to Other Specified Smoke, Fire and Flames.....	1	1	
X09 Exposure to Unspecified Smoke, Fire and Flames.....	2		2
Contact with Heat and Hot Substances (X10-X19)	1		1
X11 Contact with Hot Tap Water	1		1
Contact with Venomous Animals and Plants (X20-X29)	1	1	
X23 Contact with Hornets, Wasps and Bees	1	1	
Exposure to Forces of Nature (X30-X39)	25	13	12
X30 Exposure to Excessive Natural Heat	1		1
X31 Exposure to Excessive Natural Cold.....	22	12	10
X33 Exposure to Lightning.....	1	1	
X39 Exposure to Other and Unspecified Forces of Nature.....	1		1
Accidental Poisoning by and Exposure to Noxious Substances (X40-X49)	185	134	51
X40 Nonopioid Analgesics, Antipyretics & Antirheumatics.....	2	1	1
X41 Antiepileptic, Sedative-Hypnotic, Antiparkinsonism & Psychotropic Drugs, NEC....	9	7	2
X42 Narcotics & Psychodysleptics (Hallucinogens), NEC	74	56	18
X44 Other and Unspecified Drugs, Medicaments & Biological Substances.....	74	48	26
X45 Alcohol.....	6	5	1

Cause of Death

Table 20. Deaths by Specific Underlying Cause, Wisconsin 2000

	Total	Male	Female
X47 Other Gases and Vapors.....	19	16	3
X49 Other and Unspecified Chemicals and Noxious Substances.....	1	1	
Overexertion, Travel and Privation (X50-X57)	3	1	2
X53 Lack of Food	3	1	2
Accidental Exposure to Other and Unspecified Factors (X58-X59)	60	33	27
X58 Exposure to Other Specified Factors.....	3	3	
X59 Exposure to Unspecified Factor	57	30	27
Intentional Self-Harm (X60-X84)	588	470	118
X60 Intentional Self-Poisoning by and Expos. to Nonopioid Analgesics, Antipyretics and Antirheumatics	2	1	1
X61 Intentional Self-Poisoning by and Exposure to Antiepileptic, Sedative-Hypnotic, Antiparkinsonism and Psychotropic Drugs, NEC.....	20	9	11
X62 Intentional Self-Poisoning by and Exposure to Narcotics and Psychodysleptics [Hallucinogens], NEC.....	5	4	1
X63 Intentional Self-Poisoning by and Exposure to Other Drugs Acting on the Autonomic Nervous System.....	1		1
X64 Intentional Self-Poisoning by and Exposure to Other and Unspecified Drugs, Medicaments and Biological Substances	40	19	21
X65 Intentional Self-Poisoning by and Exposure to Alcohol.....	1	1	
X67 Intentional Self-Poisoning by and Exposure to Other Gases and Vapors.....	56	40	16
X69 Intentional Self-Poisoning by and Expos. to Other and Unspecified Chemicals and Noxious Substances	1	1	
X70 Intentional Self-Harm by Hanging, Strangulation and Suffocation	115	94	21
X71 Intentional Self-Harm by Drowning and Submersion.....	9	5	4
X72 Intentional Self-Harm by Handgun Discharge.....	146	126	20
X73 Intentional Self-Harm by Rifle, Shotgun and Larger Firearm Discharge.....	130	120	10
X74 Intentional Self-Harm by Other and Unspecified Firearm Discharge.....	28	26	2
X75 Intentional Self-Harm by Explosive Material	1		1
X76 Intentional Self-Harm by Smoke, Fire and Flames	3	3	
X78 Intentional Self-Harm by Sharp Object.....	6	4	2
X80 Intentional Self-Harm by Jumping From a High Place	13	10	3
X81 Intentional Self-Harm by Jumping or Lying Before Moving Object	1		1
X82 Intentional Self-Harm by Crashing of Motor Vehicle.....	6	5	1
X83 Intentional Self-Harm by Other Specified Means	4	2	2
Assault (X85-Y09)	172	124	48
X91 Assault by Hanging, Strangulation and Suffocation	10	3	7
X92 Assault by Drowning and Submersion.....	2		2
X93 Assault by Handgun Discharge	80	71	9
X94 Assault by Rifle, Shotgun and Larger Firearm Discharge.....	12	6	6
X95 Assault by Other and Unspecified Firearm Discharge	19	15	4
X97 Assault by Fire and Flames	1	1	
X99 Assault by Sharp Object.....	18	14	4
Y00 Assault by Blunt Object	5	4	1
Y02 Assault by Pushing or Placing Victim Before Moving Object	1		1
Y03 Assault by Crashing of Motor Vehicle.....	3		3
Y04 Assault by Bodily Force.....	2	1	1
Y06 Neglect and Abandonment.....	1		1
Y07 Other Maltreatment Syndromes	6	2	4

Cause of Death

Table 20. Deaths by Specific Underlying Cause, Wisconsin 2000

	Total	Male	Female
Y08 Assault by Other Specified Means	6	3	3
Y09 Assault by Unspecified Means	6	4	2
Event of Undetermined Intent (Y10-Y34)	37	22	15
Y11 Poisoning by and Expos. to Antiepileptic, Sedative-Hypnotic, AntiParkinsonism and Psychotropic Drugs, Not Elsewhere Classified, Undetermined Intent.....	1		1
Y12 Poisoning by and Exposure to Narcotics and Psychodysleptics [Hallucinogens], Not Elsewhere Classified	3	2	1
Y14 Poisoning by and Exposure to Other and Unspecified Drugs, Medicaments and Biological Substances, Undetermined Intent	15	8	7
Y15 Poisoning by and Exposure to Alcohol, Undetermined Intent.....	1		1
Y17 Poisoning by and Exposure to Other Gases and Vapors, Undetermined Intent.....	5	5	
Y20 Hanging, Strangulation and Suffocation, Undetermined Intent	2	1	1
Y21 Drowning and Submersion, Undetermined Intent.....	3	3	
Y26 Exposure to Smoke, Fire and Flames, Undetermined Intent	2		2
Y33 Other Specified Events, Undetermined Intent.....	2	1	1
Y34 Unspecified Event, Undetermined Intent	3	2	1
Legal Intervention and Operations of War (Y35-Y36)	3	3	
Y35 Legal Intervention.	3	3	
Complications of Medical and Surgical Care (Y40-Y44)	3	2	1
Y44 Agents Primarily Affecting Blood Constituents.	1		1
Y48 Anaesthetics and Therapeutic Gases.....	1	1	
Y57 Other and Unspecified Drugs and Medicaments.....	1	1	
Misadventures to Patients During Surgical and Medical Care (Y60-Y69)	7	5	2
Y60 Unintent. Cut, Puncture, Perforation or Hemorrhage During Surgic. & Medical Care	5	4	1
Y65 Other Misadventures During Surgical and Medical Care	2	1	1
Surgical and Other Medical Procedures as Cause of Abnormal Reaction of the Patient, or of Later Complication, Without Mention of Misadventure at the Time of the Procedure (Y83-Y84)	43	16	27
Y83 Surgical Operation and Other Surgical Procedures as the Cause of Abnormal Reaction of the Patient, or Later Complication, Without Mention of Misadventure at the Time of Procedure	33	12	21
Y84 Other Medical Procedures as the Cause of Abnormal Reaction of the Patient, or of Later Complication, Without Mention of Misadventure at the Time of the Procedure.....	10	4	6
Sequelae of External Causes of Morbidity and Mortality (Y85-Y89)	48	31	17
Y85 Sequelae of Transport Accidents.	12	10	2
Y86 Sequelae of Other Accidents.....	30	17	13
Y87 Sequelae of Intentional Self-Harm, Assault and Events of Undetermined Intent	3	2	1
Y88 Sequelae of Surgical and Medical Care as External Cause.....	3	2	1

Source: . Bureau of Health Information, Division of Health Care Financing, Department of Health and Family Services.

Note: Underlying cause of death is the disease or injury that initiated events resulting in death.

Technical Notes

Reporting Requirements

As specified in Chapter 69, Wisconsin Statutes, the following is a brief outline of the sequence of events that take place when a death occurs in Wisconsin:

Within 24 hours after being notified of a death, the filing party (usually a funeral director) must present a certificate of death to the physician or medical examiner responsible for completing and signing the medical certification.

The medical certifier has six days after pronouncement of death to return the certificate of death back to the filing party.

Within two days after receipt of the medical certification, the filing party must present the death certificate to the registration district (local Register of Deeds or City Health Office). There should be no more than nine calendar days total from date of death until filing at a local office.

The local Register of Deeds or City Health Office must transmit the death certificate to the State Registrar within ten working days (not including weekends) after its receipt from the filing party.

State statute allows up to 21 days from the date of death until notification of the State Registrar.

Death Certificate

A copy of a sample death certificate form can be found on page 82.

Technical Notes

International Classification of Disease (ICD-10) Codes

Causes of death for deaths that occurred in 2000 have been coded according to the World Health Organization's *International Classification of Diseases—Tenth Revision* (Geneva, Switzerland, 1992). This classification system is the current standard used by the National Center for Health Statistics. All of the cause-of-death groupings utilized in this report were recommended for state use by the National Center for Health Statistics and the World Health Organization.

Listed below are the ICD-10 codes used for ranking leading causes of death in Tables 10, 11, 12, 16, 17 and 18 (List A). However, please note that different groupings are used for ranking leading causes of infant deaths (less than 1 year) in Tables 10, 11 and 12 (List B).

List A

Salmonella Infections (A01-A02)
Shigellosis and Amebiasis (A03, A06)
Tuberculosis (A16-A19)
Whooping Cough (A37)
Scarlet Fever and Erysipelas (A38, A46)
Meningococcal Infection (A39)
Septicemia (A40-A41)
Syphilis (A50-A53)
Acute Poliomyelitis (A80)
Arthropod-Borne Viral Encephalitis (A83-A84, A85.2)
Measles (B05)
Viral Hepatitis (B15-B19)
Human Immunodeficiency Virus (HIV) Disease (B20-B24)
Malaria (B50-B54)
Malignant Neoplasms (Cancer) (C00-C97)
In Situ Neoplasms, Benign Neoplasms and Neoplasms of Uncertain or Unknown Behavior (D00-D48)
Anemias (D50-D64)
Diabetes Mellitus (E10-E14)
Nutritional Deficiencies (E40-E64)
Meningitis (G00, G03)
Parkinson's Disease (G20-G21)
Alzheimer's Disease (G30)
Diseases of the Heart (I00-I09, I11, I13, I20-I51)
Primary Hypertension and Hypertensive Renal Disease (I10, I12)
Cerebrovascular Diseases (Stroke) (I60-I69)
Atherosclerosis (I70)
Aortic Aneurysm and Dissection (I71)
Influenza and Pneumonia (J10-J18)
Acute Bronchitis and Bronchiolitis (J20-J21)
Chronic Lower Respiratory Diseases (J40-J47)
Pneumoconioses and Chemical Effects (J60-J66, J68)
Pneumonitis Due to Solids and Liquids (J69)
Peptic Ulcer (K25-K28)

Technical Notes

Diseases of Appendix (K35-K38)
Hernia (K40-K46)
Chronic Liver Disease and Cirrhosis (K70, K73-K74)
Cholelithiasis and Other Disorders of Gallbladder (K80-K82)
Nephritis, Nephrotic Syndrome and Nephrosis (N00-N07, N17-N19, N25-N27)
Infections of Kidney (N10-N12, N13.6, N15.1)
Hyperplasia of Prostate (N40)
Inflammatory Disease of Female Pelvic Organs (N70-N76)
Pregnancy, Childbirth and the Puerperium (O00-O99)
Certain Conditions Originating in the Perinatal Period (P00-P96)
Congenital Malformations, Deformations and Chromosomal Abnormalities (Q00-Q99)
Accidents (excluding medical/surgical complications) (V01-X59, Y85-Y86)
Intentional Self-Harm (Suicide) (X60-X84, Y87.0)
Assault (Homicide) (X85-Y09, Y87.1)
Legal Intervention (Y35, Y89.0)
Operations of War and Their Sequelae (Y36, Y89.1)
Complications of Medical and Surgical Care (Y40-Y84, Y88)
All Other (All Other Codes)

List B (used for Tables 10, 11 and 12 for infants only)

Diarrhea and Gastroenteritis of Presumed Infectious Origin (A09)
Tuberculosis (A16-A19)
Tetanus (A33, A35)
Diphtheria (A36)
Whooping Cough (A37)
Meningococcal Infection (A39)
Septicemia (A40-A41)
Congenital Syphilis (A50)
Gonococcal Infection (A54)
Acute Poliomyelitis (A80)
Varicella (Chickenpox) (B01)
Measles (B05)
Human Immunodeficiency Virus (HIV) Disease (B20-B24)
Mumps (B26)
Candidiasis (B37)
Malaria (B50-B54)
Pneumocystosis (B59)
Malignant Neoplasms (C00-C97)
In Situ Neoplasms, Benign Neoplasms and Neoplasms of Uncertain or Unknown Behavior (D00-D48)
Diseases of the Blood and Blood-Forming Organs and Certain Disorders Involving the Immune Mechanism (D50-D89)
Short Stature, Not Elsewhere Classified (E34.3)
Nutritional Deficiencies (E40-E64)
Cystic Fibrosis (E84)
Volume Depletion, Disorders of Fluid, Electrolyte and Acid-Base Balance (E86-E87)
Meningitis (G00, G03)

Technical Notes

Infantile Spinal Muscular Atrophy, Type I (Werdnig-Hoffman) (G12.0)
Infantile Cerebral Palsy (G80)
Anoxic Brain Damage, Not Elsewhere Classified (G93.1)
Diseases of the Ear and Mastoid Process (H60-H93)
Diseases of the Circulatory System (I00-I99)
Acute Upper Respiratory Infections (J00-J06)
Influenza and Pneumonia (J10-J18)
Acute Bronchitis and Acute Bronchiolitis (J20-J21)
Bronchitis, Chronic and Unspecified (J40-J42)
Asthma (J45-J46)
Pneumonitis Due to Solids and Liquids (J69)
Gastritis, Duodenitis and Noninfective Enteritis and Colitis (K29, K50-K55)
Hernia of Abdominal Cavity and Intestinal Obstruction Without Hernia (K40-K46, K56)
Renal Failure and Other Disorders of Kidney (N17-N19, N25, N27)
Newborn Affected by Maternal Hypertensive Disorders (P00.0)
Newborn Affected by Other Maternal Conditions Which May be Unrelated to Present Pregnancy (P00.1-P00.9)
Newborn Affected by Maternal Complications of Pregnancy (P01)
Newborn Affected by Complications of Placenta, Cord and Membranes (P02)
Newborn Affected by Other Complications of Labor and Delivery (P03)
Newborn Affected by Noxious Influences Transmitted Via Placenta or Breast Milk (P04)
Slow Fetal Growth and Fetal Malnutrition (P05)
Disorders Related to Short Gestation and Low Birth Weight, Not Elsewhere Classified (P07)
Disorders Related to Long Gestation and High Birth Weight (P08)
Birth Trauma (P10-P15)
Intrauterine Hypoxia and Birth Asphyxia (P20-P21)
Respiratory Distress of Newborn (P22)
Congenital Pneumonia (P23)
Neonatal Aspiration Syndromes (P24)
Interstitial Emphysema and Related Conditions Originating in the Perinatal Period (P25)
Pulmonary Hemorrhage Originating in the Perinatal Period (P26)
Chronic Respiratory Disease Originating in the Perinatal Period (P27)
Atelectasis (P28.0-P28.1)
Bacterial Sepsis of Newborn (P36)
Omphalitis of Newborn With or Without Mild Hemorrhage (P38)
Neonatal Hemorrhage (P50-P52, P54)
Hemorrhagic Disease of Newborn (P53)
Hemolytic Disease of Newborn Due to Isoimmunization and Other Perinatal Jaundice (P55-P59)
Hematological Disorders (P60-P61)
Syndrome of Infant of a Diabetic Mother and Neonatal Diabetes Mellitus (P70.0-P70.2)
Necrotizing Enterocolitis of Newborn (P77)
Hydrops Fetalis Not Due to Hemolytic Disease (P83.2)
Congenital Malformations, Deformations and Chromosomal Abnormalities (Q00-Q99)
Sudden Infant Death Syndrome (R95)
Accidents (excluding medical/surgical complications) (V01-X59, Y85-Y86)
Assault (Homicide) (X85-Y09, Y87.1)

Technical Notes

Complications of Medical and Surgical Care (Y40-Y84, Y88)
All Other (All Other Codes)

The International Classification of Disease (ICD-10) codes used for groupings in Table 9 are:

Tuberculosis (A16-A19)
Syphilis (A50-A53)
Human Immunodeficiency Virus (HIV) Disease (B20-B24)
Malignant Neoplasms (Cancer) (C00-C97)
Diabetes Mellitus (E10-E14)
Alzheimer's Disease (G30)
Diseases of the Heart (I00-I09, I11, I13, I20-I51)
Primary Hypertension and Hypertensive Renal Disease (I10, I12)
Cerebrovascular Diseases (Stroke) (I60-I69)
Atherosclerosis (I70)
Other Diseases of Circulatory System (I71-I78)
Influenza and Pneumonia (J10-J18)
Chronic Lower Respiratory Diseases (J40-J47)
Peptic Ulcer (K25-K28)
Chronic Liver Disease and Cirrhosis (K70, K73-K74)
Nephritis, Nephrotic Syndrome and Nephrosis (N00-N07, N17-N19, N25-N27)
Pregnancy, Childbirth and the Puerperium (O00-O99)
Certain Conditions Originating in the Perinatal Period (P00-P96)
Congenital Malformations, Deformations and Chromosomal Abnormalities (Q00-Q99)
Sudden Infant Death Syndrome (R95)
Symptoms, Signs and Abnormal Clinical and Laboratory Findings,
Not Elsewhere Classified (R00-R94, R96-R99)
Motor Vehicle Accidents (V02-V04, V09.0, V09.2, V12-V14, V19.0-V19.2, V19.4-V19.6,
V20-V79, V80.3-V80.5, V81.0-V81.1, V82.0-V82.1, V83-V86, V87.0-V87.8,
V88.0-V88.8, V89.0, V89.2)
All Accidents (except motor vehicle) (V01, V05-V06, V09.1, V09.3-V09.9, V10-V11,
V15-V18, V19.3, V19.8-V19.9, V800-V802, V80.6-V80.9, V81.2-V81.9,
V82.2-V82.9, V87.9, V88.9, V89.1, V89.3, V89.9, V90-X59, Y40-Y86, Y88)
Intentional Self-Harm (Suicide) (X60-X84, Y87.0)
Assault (Homicide) (X85-Y09, Y87.1)
All Other External Causes (Y10-Y36, Y89, Y87.2)
All Other Diseases (All Other Disease Codes)

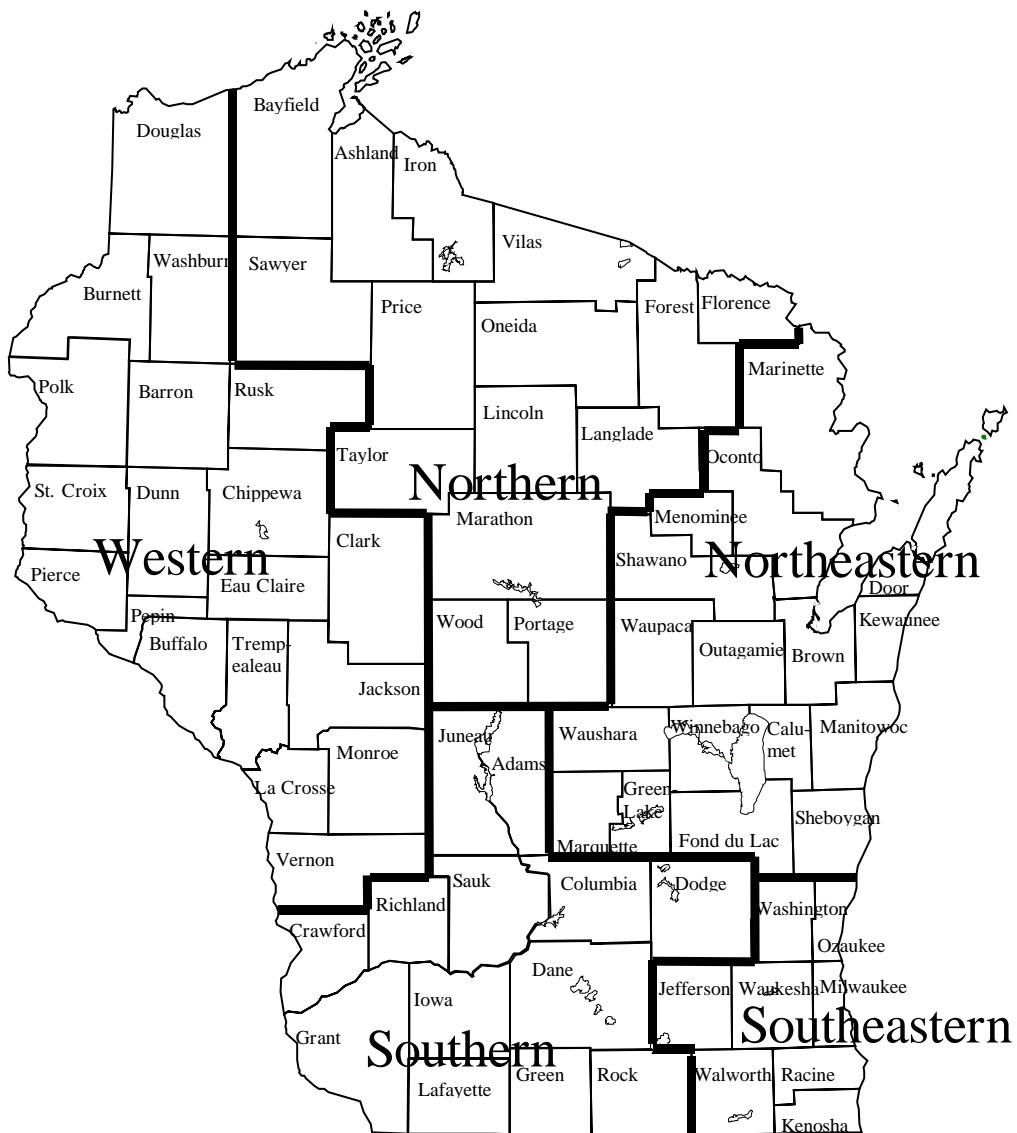
The International Classification of Disease (ICD-10) codes used for groupings in Tables 13, 14, 15 and 19 are:

Tuberculosis (A16-A19)
Syphilis (A50-A53)
Human Immunodeficiency Virus (HIV) Disease (B20-B24)
Malignant Neoplasms (Cancer) (C00-C97)
 Malignant Neoplasm of Stomach (C16)
 Malignant Neoplasms of Colon, Rectum and Anus (C18-C21)
 Malignant Neoplasm of Pancreas (C25)
 Malignant Neoplasms of Trachea, Bronchus and Lung (C33-C34)

Technical Notes

Malignant Neoplasm of Breast (C50)
Malignant Neoplasms of Cervix Uteri, Corpus Uteri and Ovary (C53-C56)
Malignant Neoplasm of Prostate (C61)
Malignant Neoplasms of Urinary Tract (C64-C68)
Non-Hodgkin's Lymphoma (C82-C85)
Leukemia (C91-C95)
Other Malignant Neoplasms (C00-C15, C17, C22-C24, C26-C32, C37-C49,
C51-C52, C57-C60, C62-C63, C69-C81, C88, C90, C96-C97)
Diabetes Mellitus (E10-E14)
Alzheimer's Disease (G30)
Major Cardiovascular Diseases (I00-I78)
Diseases of the Heart (I00-I09, I11, I13, I20-I51)
Hypertensive Heart Disease With or Without Renal Disease (I11, I13)
Ischemic Heart Diseases (I20-I25)
Other Diseases of the Heart (I00-I09, I26-I51)
Primary Hypertension and Hypertensive Renal Disease (I10, I12)
Cerebrovascular Diseases (Stroke) (I60-I69)
Atherosclerosis (I70)
Other Diseases of Circulatory System (I71-I78)
Influenza and Pneumonia (J10-J18)
Chronic Lower Respiratory Diseases (J40-J47)
Peptic Ulcer (K25-K28)
Chronic Liver Disease and Cirrhosis (K70, K73-K74)
Nephritis, Nephrotic Syndrome and Nephrosis (N00-N07, N17-N19, N25-N27)
Pregnancy, Childbirth and the Puerperium (O00-O99)
Certain Conditions Originating in the Perinatal Period (P00-P96)
Congenital Malformations, Deformations and Chromosomal Abnormalities (Q00-Q99)
Sudden Infant Death Syndrome (R95)
Symptoms, Signs and Abnormal Clinical and Laboratory Findings,
Not Elsewhere Classified (R00-R94, R96-R99)
All Other Diseases (All Other Disease Codes)
Motor Vehicle Accidents (V02-V04, V09.0, V09.2, V12-V14, V19.0-V19.2, V19.4-V19.6,
V20-V79, V80.3-V80.5, V81.0-V81.1, V82.0-V82.1, V83-V86, V87.0-V87.8,
V88.0-V88.8, V89.0, V89.2)
All Accidents (except motor vehicle) (V01, V05-V06, V09.1, V09.3-V09.9, V10-V11,
V15-V18, V19.3, V19.8-V19.9, V80.0-V80.2, V80.6-V80.9, V81.2-V81.9,
V82.2-V82.9, V87.9, V88.9, V89.1, V89.3, V89.9, V90-X59, Y40-Y86, Y88)
Intentional Self-Harm (Suicide) (X60-X84, Y87.0)
Assault (Homicide) (X85-Y09, Y87.1)
All Other External Causes (Y10-Y36, Y89, Y87.2)

Map 2. Wisconsin Department of Health and Family Services Regions, 2000



Source: Bureau of Health Information, Division of Health Care Financing, Department of Health and Family Services.

STATE OF WISCONSIN
DEPARTMENT OF HEALTH AND FAMILY SERVICES
ORIGINAL CERTIFICATE OF DEATH

STATE FILING DATE _____ STATE DEATH NO. _____

DOH 5040 (Rev 9/96)
Chap. 89, Wis. Stats.

LOCAL FILE NUMBER _____

Type or Print Use
Permanent Black Ink
No Whiteout or Erasures
Reserved for Corrections & Amendments

1. DECEDENT'S NAME First Middle Last			2. SEX M <input type="checkbox"/> F <input type="checkbox"/>		3. SOC. SEC. NUMBER OF DECEDENT		4a. PRONOUNCED DEAD DATE Mo Day Yr		4b. HOUR Hour		5. BODY FOUND 24+ hours after death M <input type="checkbox"/> Y <input type="checkbox"/> N <input type="checkbox"/>					
6a. AGE (Years) (Last Birthday)		b. Under 1 yr Mo Day		c. Under 1 day Hours Min		7. DATE OF BIRTH Mo Day Yr		8a. COUNTY OF DEATH		8b. DEATH OCCURRED INSIDE CITY, VILL TOWNSHIP		8c. (CHECK ONE) City <input type="checkbox"/> Vill <input type="checkbox"/> Township <input type="checkbox"/>				
9. DEATH AT HOSPITAL 1. <input type="checkbox"/> Inpat. 3. <input type="checkbox"/> DOA-From Nur. Hm. 5. <input type="checkbox"/> DOA-From Other 2. <input type="checkbox"/> Outpat. 4. <input type="checkbox"/> ER-From Nur. Hm. 6. <input type="checkbox"/> ER-From Other			10. OTHER PLACE <input type="checkbox"/> N.H. <input type="checkbox"/> Other Res. of decedent		11a. HOSPITAL (AND CAMPUS) OR NURSING HOME (If not in Hospital or Nursing Home give street address.)			11b. NURSING HOME LICENSE NO.		12. MARITAL STATUS <input type="checkbox"/> Married <input type="checkbox"/> Never Married <input type="checkbox"/> Divorced <input type="checkbox"/> Widowed						
13a. RESIDENCE - STATE		13b. RESIDENCE - COUNTY		13c. RESIDENCE - INSIDE CITY, VILLAGE, TOWNSHIP		13d. (CHECK ONE) City <input type="checkbox"/> Vill <input type="checkbox"/> Township <input type="checkbox"/>		14a. NUMBER AND STREET		14b. ZIP CODE						
15. STATE OF BIRTH (Country if not in U.S.)			16. FATHER'S NAME First Middle Last			17. MOTHER'S NAME First Middle Birth Surname										
18. RACE (e.g. White, Black, Am. Indian, etc.)			19. HISPANIC ORIGIN? Specify Cuban, Mexican, etc.			20. USUAL OCCUPATION (Do not enter "Retired")			20a. KIND OF BUSINESS/INDUSTRY							
21. EDUCATION (Highest grade completed) (Elementary 1-12) College (13-16)		22. DECEDENT EVER IN U.S. ARMED FORCES <input type="checkbox"/> YES <input type="checkbox"/> NO		23. SURVIVING SPOUSE (If wife give birth surname, or married surname) (First, Middle, Last)												
24a. INFORMANT'S NAME			24b. MAILING ADDRESS Street City/Village State ZIP													
25. METHOD OF DISPOSITION <input type="checkbox"/> Burial <input type="checkbox"/> Cremation <input type="checkbox"/> Donation		26. PLACE OF DISPOSITION (Name of cemetery, crematory, or other place)		27. LOCATION (City/Village/Township State)		28. DATE SIGNED BY FUNERAL SERVICE LICENSEE (Mo, Day, Yr)		29. DATE RECEIVED FROM MED. CERT. (Mo, Day, Yr)								
30a. FUNERAL SERVICE LICENSEE (or person acting as such)			30b. W. LICENSE NO.		31. NAME AND MAILING ADDRESS OF FACILITY (Street and number, City, State, Zip)											
32. SIGNATURE																
33. MEDICAL CERTIFIER <input type="checkbox"/> CERTIFYING PHYSICIAN - To the best of my knowledge death was pronounced and occurred at the time(s) and due to the causes stated. <input type="checkbox"/> CORONER/M.E. - On the basis of examination and/or investigation, in my opinion, death was pronounced and occurred at the time(s) and due to the causes and manner stated. (Check One)			34. AUTOPSY PERFORMED? <input type="checkbox"/> YES <input type="checkbox"/> NO		35. DATE SIGNED (Mo., Day, Yr.)		36. W. PHYSICIAN LICENSE NO. CME Code		37. CERTIFIER'S MAILING ADDRESS (Street, & Number, City, State, ZIP)		38. MANNER OF DEATH 1. <input type="checkbox"/> Natural 4. <input type="checkbox"/> Homicide 2. <input type="checkbox"/> Accident 5. <input type="checkbox"/> Undet. 3. <input type="checkbox"/> Suicide 6. <input type="checkbox"/> Pending		39. DATE OF INJURY (Mo, Day, Yr.)		40. HOUR OF INJURY M	
35a. MEDICAL CERTIFIER SIGNATURE & TITLE (Black Ink)			35b. DATE SIGNED (Mo., Day, Yr.)		43a. LOCATION (Street or RFD, City or Vill. and State in which injury occurred)		43b. COUNTY		41. PLACE OF INJURY (Home, Street, Farm, etc.) Specify		42. INJURY AT WORK? <input type="checkbox"/> YES <input type="checkbox"/> NO		43c. COUNTY			
36a. MEDICAL CERTIFIER'S NAME			36b. W. PHYSICIAN LICENSE NO. CME Code		44. REGISTRAR SIGNATURE											
37. CERTIFIER'S MAILING ADDRESS (Street, & Number, City, State, ZIP)			36b. W. PHYSICIAN LICENSE NO. CME Code		45. DATE RECEIVED BY REGISTRAR (Mo., Day, Yr.)											
46. PART I. Enter the diseases, injuries or complications that caused the death. Do not enter the mode of dying such as cardiac or respiratory arrest, shock or heart failure. List only one cause of death on each line. Do not list old age or senility as sole cause.						Interval between onset and death		PART II. Other significant conditions contributing to death but not resulting in underlying cause given in Part I.								
IMMEDIATE CAUSE (Final disease or condition resulting in death.) Sequentially list conditions if any, leading to immediate cause. ENTER UNDERLYING CAUSE LAST. (Disease or injury that initiated events resulting in death.)																
(a) (DUE TO OR AS A CONSEQUENCE OF):																
(b) (DUE TO OR AS A CONSEQUENCE OF):																
(c) (DUE TO OR AS A CONSEQUENCE OF):																
(d)																
47. IF INJURY, DESCRIBE HOW INJURY OCCURRED																

Technical Notes

Table A1. Wisconsin Population by Age and Sex, April 1, 2000

Age Group	Total	Male	Female
All Ages	5,363,675	2,649,041	2,714,634
Under 1	67,474	34,685	32,789
1-4	274,866	140,356	134,510
5-9	379,484	194,506	184,978
10-14	403,074	206,665	196,409
15-19	407,195	208,785	198,410
20-24	357,292	182,372	174,920
25-29	333,913	170,011	163,902
30-34	372,255	188,414	183,841
35-39	435,255	217,663	217,592
40-44	440,267	221,424	218,843
45-49	397,693	200,621	197,072
50-54	334,613	168,086	166,527
55-59	252,742	124,363	128,379
60-64	204,999	99,580	105,419
65-69	182,119	85,771	96,348
70-74	173,188	78,610	94,578
75-79	146,675	61,121	85,554
80-84	104,946	38,757	66,189
85-89	62,304	19,368	42,936
90-94	25,590	6,474	19,116
95 +	7,731	1,409	6,322

Source: United States Census 2000, U.S. Census Bureau.

Table A2. Wisconsin Population Estimates by Age and Sex, July 1, 1999

Age Group	Total	Male	Female
All Ages	5,295,180	2,602,140	2,693,040
Under 1	68,181	35,016	33,164
1-4	266,490	136,160	130,330
5-9	367,620	188,110	179,510
10-14	405,510	208,580	196,930
15-19	416,190	213,040	203,150
20-24	348,430	176,010	172,410
25-29	325,570	160,990	164,580
30-34	368,530	182,960	185,570
35-39	436,800	220,390	216,410
40-44	438,550	221,580	216,970
45-49	384,690	191,020	193,660
50-54	317,600	156,950	160,650
55-59	247,440	121,060	126,380
60-64	206,310	100,550	105,760
65-69	181,420	84,690	96,730
70-74	170,710	77,340	93,370
75-79	143,460	60,350	83,100
80-84	106,240	39,610	66,640
85-89	62,630	19,700	42,930
90-94	25,000	6,430	18,570
95 +	7,830	1,600	6,230

Source: Bureau of Health Information, Division of Health Care Financing, Department of Health and Family Services.

Note: Numbers may not sum to total due to rounding.
 The infant (under 1) figures are the number of live births that occurred in 1999.
 Included in the total is one infant for whom sex was unknown.

Technical Notes

Table A3. Wisconsin Population by Race, Ethnicity and Sex, April 1, 2000

RACE	Total		Hispanic/Latino		Non-Hispanic/Latino	
	Male	Female	Male	Female	Male	Female
White	2,352,880	2,416,977	47,359	40,868	2,305,521	2,376,109
Black/African American	147,206	157,254	2,156	2,059	145,050	155,195
American Indian	23,462	23,766	1,655	1,593	21,807	22,173
Asian	44,070	44,693	397	371	43,673	44,322
Native Hawaiian/Other Pacific Islander	836	794	151	133	685	661
Some Other Race	46,884	37,958	45,060	36,145	1,824	1,813
Two or More Races	33,703	33,192	7,745	7,229	25,958	25,963
Total	2,649,041	2,714,634	104,523	88,398	2,544,518	2,626,236

Source: United States Census 2000, U.S. Census Bureau.

