

Electronic Visit Verification (Kev Txheeb Xyuas Qhov Tseeb Txog Kev Tuaj Ntsib Hauv Es Lev Thos Niv) thiab Cov Kws Tu Neeg Mob Ua Hauj Lwm Ywj Pheej

(Electronic Visit Verification and Independent Nurses)

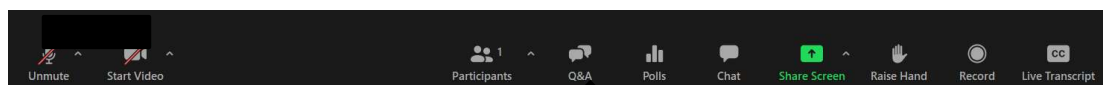
Ntsiab Lus Sib Tham

- Electronic Visit Verification (Kev Txheeb Xyuas Qhov Tseeb Txog Kev Tuaj Ntsib Hauv Es Lev Thos Niv) (EVV) Hauv Paus Yooj Yim
- Npaj Kom Txhij hauv ForwardHealth Portal (Chaw Muab Kev Pab Saum Huab Cua)
- Ntxiv Cov Ntaub Ntawv Tso Cai
- Rau Npe Nkag thiab Tawm
- Kev Siv Visit Maintenance (Kev Tswj Xyuas Kev Tuaj Ntsib)
- Cov Lus Nug Txog EVV Uas Keev Pom
- Cov Kauj Ruam Tom Ntej
- Lus Nug thiab Lus Teb

Peb yuav muaj qee cov nqe lus nug soj ntsuam thiab cov nqe lus uas Yuav Tau Ua rau koj thaum uas peb tuaj hnuv no!

Cov Lus Taw Qhia Txog Kev Sib Tham

- Tsom rau cov nqe lus nug rau hnuv no qhov kev nthuav qhia txog EVV.
- Thov tswj xyuas kev ceev ntiag tug.



EVV Cov Hauv Paus Theem Pib

EVV Cov Hauv Paus Theem Pib

6 COV NTSIAB LUS TSEEM CEEB



Leej twg tau txais
kev pab cuam



Tau muab qhov
kev pab cuam
qhov twg



Leej twg yog tus
muab kev pab
cuam

Hnub muaj kev
pab cuam



Muab qhov hom
kev pab dab tsi

Sij hawm tuaj txog/
Sij hawm tawm



Nyob rau hauv xyoo 2016, 21st Century Cures Act (Tsab Cai Kev Kho Hauv Tiam 21), dhau txoj cai ntawm tsoom fwm teb chaws. Txoj cai lij choj kom txhua lub xeev, suav nrog Wisconsin, kom siv EVV rau kev tu xyuas tus kheej uas duav roos los ntawm Medicaid thiab kev pab cuam saib xyuas kev noj qab haus huv tom tsev. Yog tias peb tsis ua raws li tsoom fwm txoj cai lij choj no, Wisconsin yuav poob nyiaj rau cov kev pab cuam Medicaid. EVV yog ib lub lab npauv es lev thos nivuas siv thev naus laus zis txhawm rau los xyuas kom paub tseeb tias cov tswv cuab tau txais cov kev pab cuam raws li lawv xav tau. Cov neeg ua hauj lwm yuav rau npe nkag nyob rau thaum pib, thiab rau npe tawm rau tom kawg ntawm kev tuaj ntsib txhua zaus, kev siv lub xov tooj smart phone los sis xov tooj thej lev, lub cuab yeej dis cis tauj me aiv, los sis lub xov tooj muaj xaim cab nkag hauv tsev.

21st Century Cures Act (Tsab Cai Kev Kho Hauv Tiam 21) xav kom lub lab npauv EVV khaws cov ntaub ntawv tseem ceeb rau feem. Qhov ntaub ntawv qhia paub no yuav zoo ib yam li yam uas nyob hauv kev tso cai:

- Tus neeg uas tau txais kev pab cuam (tus neeg tau kev pab)
- Tus uas muab kev pab cuam (hauv qhov xwm txheej no, qhov no yog koj tam li yog lub chaw lag luam, thiab koj tam li yog tus neeg ua hauj lwm)
- Qhov kev pab cuam los sis cov kev pab cuam twg uas tau muab
- Muaj qhov kev pab nyob rau qhov twg
- Hnub tau txais kev pab cuam
- Lub sij hawm ntawm qhov kev pab cuam pib thiab xaus

Ib nqe uas kuv xav hais meej rau ntawm no yog tias txoj hau kev daws teeb meem

txog EVV ntawm Wisconsin **tsis** soj ntsuam xyuas los sis taug qab tus neeg ua hauj lwm qhov chaw thoob plaws lub sij hawm mus ntsib. Qhov chaw tsuas yog teev cia thaum pib thiab xaus ntawm kev mus xyuas xwb.

EVV Uas Xav Tau Cov Zauv Kev Pab Cuam Kev Noj Qab Haus Huv Hauv Tsev

Cov Kev Pab Cuam Kev Saib Xyuas Tus Kheej (T1019) Cov Cai Kev Mus Ntsib Kws Tu Neeg Mob	Cov Cai Private Duty Nursing (Kws Tu Neeg Mob Ntiag Tug) (PDN) (Cov Kws Tus Neeg Mob Ywj Pheej thiab Cov Koom Haum Kws Tu Neeg Mob)	Cov Cai Kws Tus Neeg Mob Uas Tsis Yog PDN (Cov Kws Tus Neeg Mob Ywj Pheej thiab Cov Koom Haum Kws Tu Neeg Mob Tej Zaum Yuav Tau Siv)	Cov Cai Kev Kho Mob
99509 (Kev mus xyuas hauv tsev rau kev pab nrog cov kev ua dej num hauv kev ua neej txhua hnuv thiab kev saib xyuas tus kheej)	99504 (Kev tuaj ntsib kiag hauv tsev txog kev saib xyuas lub tshuab pab ua pa)	99600 (Kev pab cuam los sis qhov txheej txheem kev mus ntsib kws kho mob hauv tsev uas tsis qhia npe)	92507 (Kev kho mob txog kev hais lus, hom lus, lub suab, kev sib txuas lus, thiab/los sis tus mob txog kev ua kom hnov lus)
	S9123 (Kev saib xyuas ntiag tug tom tsev tsis muaj qhov chaw tso pa tawm—los ntawm RN)	T1001 (Kev ntsuas/kev ntsuam xyuas fab kev saib xyuas)	97139 (Qhov txheej txheem kho uas tsis nyob hauv cov ntawv npe teev—kev kho mob rau kev ua hauj lwm)
	S9124 (Kev saib xyuas ntiag tug tom tsev tsis muaj qhov chaw tso pa tawm—los ntawm LPN)	T1502 (Kev muab tshuaj rau ntawm qhov ncauj, tej leeg nqaij, thiab/los sis nkag rau hauv cov tawv nqaij sab hauv)	97799 (Cov tshuaj kho lub cev/kev pab cuam kho mob kom rov qab zoo los li qub uas nyob hauv cov ntawv teev npe los sis cov txheej txheem—kev kho lub cev)
		T1021 (Tus pab saib xyuas kev noj qab haus huv tom tsev los sis kev tuaj ntsib CNA)	

Cov zauv no xav tau kev siv lub lab npauv EVV. Peb tso lub npov xim qaub nyob ib ncig ntawm cov zauv uas yuav siv tau zoo tshaj plaws rau koj tam li yog cov kws tu neeg mob ua hauj lwm ywj pheej.

EVV Cov Hauv Paus Theem Pib

Cov kws tu neeg mob ua hauj lwm ywj pheej puas yog "cov kws muab kev pab cuam kho mob"? **Yog.**

Nrhiav cov kauj ruam rau kev npaj rau EVV hauv Wisconsin Department of Health Services (Lub Tuam Tsev Hauj Lwm ntsig txog Cov Kev Pab Cuam Rau Fab Kev Noj Qab Haus Huv) (DHS) EVV Cov Kws Muab Kev Pab Cuam phab vev xaib:

www.dhs.wi.gov/evv/providers.htm

The screenshot shows the Wisconsin Department of Health Services website. The main heading is "Electronic Visit Verification (EVV): Information for Providers". Below this, there are two main sections: "Setting up EVV: Steps for providers, including independent nurses" and "Using an EVV system: Steps and resources for providers, including independent nurses". The page includes a sidebar with navigation links and a contact box for EVV Customer Care.

Cia peb los hais daws nqe lus nug uas keev nug ntawm no thaum pib no: Cov kws tu neeg mob ua hauj lwm ywj pheej puas yog "cov kws muab kev pab cuam kho mob"?

Yog. Cov kws tu neeg mob ua hauj lwm ywj pheej yog "cov chaw ua hauj lwm ntawm ib leeg xwb." Vim tias koj muab cov kev pab cuam thiab xa daim ntawv sau nyiaj ntawm koj tus kheej mus, koj lub luag hauj lwm hauv EVV yuav yog tus neeg ua hauj lwm thiab tus thawj tswj hwm. Cov ntaub ntawv qhia paub hauv DHS EVV phab vev xaib yuav siv tau rau cov kws tu neeg mob ua hauj lwm ywj pheej.

Txawm tias koj yuav xaiv lub lab pauv Sandata uas muab los ntawm DHS los sis lwm tus neeg muag khoom ntawm EVV los xij, cov kws muab kev pab cuam kho mob (suav nrog cov kws tu neeg mob ua hauj lwm ywj pheej) yuav ua kom tiav cov kauj ruam uas teev tseg hauv DHS EVV Cov Kws Muab Kev Pab Cuam Kho Mob phab vev xaib.

Peb yuav saib rau ntawm qee cov kauj ruam no hauv cov ntawv swb tom ntej no.

Peb li tswv yim pab cuam zoo tshaj plaws yog: Tsis txhob ua kom koj tus kheej kev tws. Pib kom ntxov thiab xyaum, nug cov nqe lus nug, thiab tsim cov hauj lwm niaj hnuv ua qhov tshiab. Qhov no yog kev npaj tseg txog kev qhib ua hauj lwm ua ntej: xyaum, xyaum, xyaum! Cov neeg uas ua li ntawd lawm yuav muaj feem huaj vam tau zoo dua.

Ob Lub Luag Hauj Lwm ntawm Cov Kws Tu Neeg Mob Ua Hauj Lwm Ywj Pheej

Administrator (Tus Neeg Tuav Hauj Lwm Lis Ntaub Ntawv)

ForwardHealth Portal (Chaw Muab Kev Pab Saum Huab Cua) thiab Sandata EVV Portal (Chaw Muab Kev Pab Saum Huab Cua)



Neeg Ua Hauj Lwm

Lub app Sandata Mobile Connect (Sandata Kev Sib Txuas Hauv Xov Tooj Ntawm Tes) (SMC) (los sis lwm txoj hau kev)



8

Cov kws tu neeg mob ua hauj lwm ywj pheej, koj muaj ob lub luag hauj lwm hauv koj lub neej kev ua hauj lwm:

Ua tus tswv lag luam thiab tus thawj tswj hwm hauv EVV, koj xyuas kom paub tseeb hais tias koj lub chaw lag luam npaj txhij yuav muab tau cov ntaub ntawv qhia paub txog EVV uas tsim nyog. Koj txheeb xyuas qhov tseeb tias cov ntaub ntawv qhia paub txog kev tuaj ntsib hauv EVV raug lawm, los sis kho kom raug, hauv Sandata EVV Portal (Chaw Muab Kev Pab Saum Huab Cua). Koj ua hauj lwm ntawm no hauv lub xov tooj thej lev, lub khoos phis tawj nqa, los sis khoos phis tawj txawb los ntawm kev siv ForwardHealth Portal (Chaw Muab Kev Pab Saum Huab Cua) thiab Sandata EVV Portal (Chaw Muab Kev Pab Saum Huab Cua).

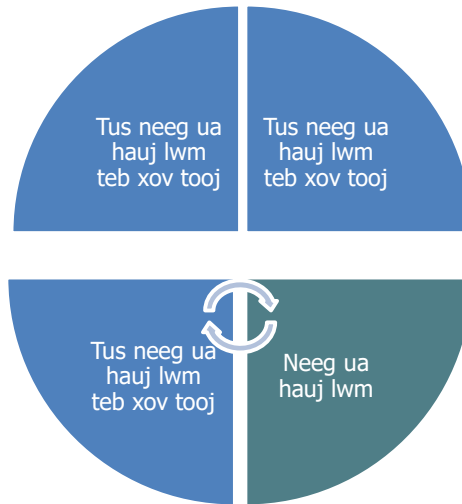
Koj kuj yuav yog tus neeg ua hauj lwm, muab kev saib xyuas tu mob uas nqis tes ua kiag rau cov neeg qhua txais kev pab cuam. Hais txog EVV, qhov no txhais tau tias koj rau npe nkag thiab tawm rau koj cov kev tuaj ntsib los ntawm kev siv ib qho ntawm Sandata peb txoj hau kev no.

Koj swm zoo heev nrog ob lub luag hauj lwm no thiab lawv cov xuv khoom siv sib txawv no. Koj yuav tsis xav siv lub mloog mob hauv lub cev los them koj cov nqi se

chaw lag luam, piv txwv li ntawd! Zoo ib yam li ntawd, Sandata EVV Portal (Chaw Muab Kev Pab Saum Huab Cua) thiab lub app Sandata Mobile Connect raug muab cob tshwj xeeb rau koj cov luag hauj lwm sib txawv ntawd. Hnub no peb yuav mus hais txog tag nrho ob qho tib si.

Ob Lub Luag Hauj Lwm ntawm Cov Kws Tu Neeg Mob Ua Hauj Lwm Ywj Pheej

Npaj kom txhij hauv ForwardHealth Portal (Chaw Muab Kev Pab Saum Huab Cua)



Ntxiv ntaub ntawv qhia paub txog kev tso cai ntawm tus neeg qhua txais kev pab hauv Sandata EVV Portal (Chaw Muab Kev Pab Saum Huab Cua)

Kev siv kev tswj xyuas kev tuaj ntsib hauv Sandata EVV Portal (Chaw Muab Kev Pab Saum Huab Cua)

Kev rau npe nkag thiab tawm ntawm kev tuaj ntsib

Ntawm no yog lwm txoj hau kev ntawm kev saib rau ntawm ob lub luag hauj lwm hauv EVV thiab thaum uas siv lawv.

Ob cov pab pawg hauj lwm zoo tshaj plaws, hauv koj lub luag hauj lwm tus thawj tswj hwm, yog "ib leeg thiab ua tiav kiag":

Npaj kom txhij hauv ForwardHealth Portal (Chaw Muab Kev Pab Saum Huab Cua)

Ntxiv ntaub ntawv qhia paub txog kev tso cai ntawm tus neeg qhua txais kev pab hauv Sandata EVV Portal (Chaw Muab Kev Pab Saum Huab Cua)

Ob pab pawg hauj lwm qis tshaj plaws yuav yog ua txoj hauj lwm niaj hnuab ua tshiab hauv EVV:

Kev rau npe nkag thiab tawm ntawm kev tuaj ntsib

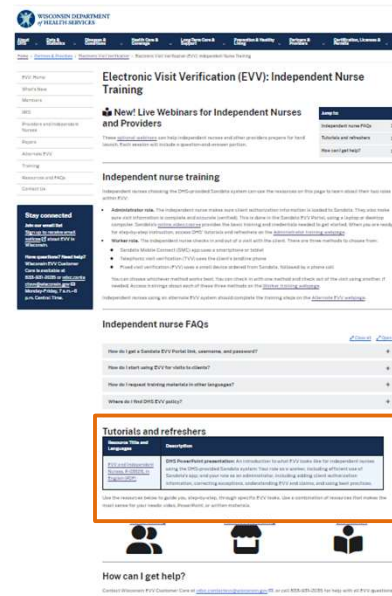
Kev siv kev txheeb xyuas qhov tseeb txog kev tuaj ntsib hauv Sandata EVV Portal (Chaw Muab Kev Pab Saum Huab Cua)

Peb yuav mus kom thoob tag nrho plaub pab pawg hauj lwm hnuab no, kev ntxiv ib daim ntawm qhov ncuav phom ntawm EVV no rau koj lub phaj ib zaug ib daig.

Ob Lub Luag Hauj Lwm ntawm Cov Kws Tu Neeg Mob Ua Hauj Lwm Ywj Pheej

www.dhs.wi.gov/evv/training-independent-nurses.htm

- Teeb tseg cov luag hauj lwm
- Cov Nqe Lus Uas Nquag Nug
- Cov kab txuas mus rau cov kev qhia ntxiv thiab cov kev saib dua tshiab
- Nkag cuag tau yooj yim rau qhov kev pab cuam ntawm EVV Lub Chaw Saib Xyuas Tus Neeg Qhua




Peb tau ntxiv phab vev xaib tshwj xeeb rau cov kev cob qhia rau cov kws tu neeg mob ua hauj lwm ywj pheej los muab txoj hau kev uas muaj kev saib xyuas zoo dua qub mus rau EVV. Nws hais txog ob lub luag hauj lwm.

Zoo ib yam li lwm hom kws muab kev pab cuam, koj yuav tsum tau ua kom tiav kev cob qhia xub thawj thiab teeb tsim koj lub lab npauv EVV. Zoo ib yam li lwm cov kws muab kev pab cuam, koj yuav tsum tau ntxiv cov neeg ua hauj lwm (tsuas yog koj xwb!). Thiab zoo li lwm cov kws muab kev pab cuam thiab cov neeg ua hauj lwm, koj yuav tsum tau nkag cuag cov zaj lus qhia pab thiab cov kev tshuaj xyuas txog EVV cov kev lis.

Phab vev xaib no muab tau tag nrho ntawm cov chaw muab kev pab cuam no rau ntawm koj lub ntsis ntiv tes lawm xwb. Yuav muaj peb pab pawg ua hauj lwm hauv EVV Lub Chaw Saib Xyuas Tus Neeg Qhua tas li, ib yam nkaus li ntawd, los cob qhia koj txog tej yam tsis mee tseeb twg uas koj yuav muaj.

Peb kuj tau muab kev nthuav qhia ntawm hnuv no tso ua ke rau hauv phab vev xaib no. Koj yuav pom nws nyob hauv feem "Cov ntawv qhia pab thiab cov kev tshuaj xyuas", uas pom nyob rau ntawm no nrog lub npov xim qaub.

Uas tseem ceeb tshaj plaws: Muab sij hawm rau koj tus kheej los kawm paub thiab kho kom haum. Yog muaj kev xyaum, yam uas thaum chiv thawj yuav pom tias nyuaj kawg yuav dhau mus ua tej yam yooj yim lawm xwb.



Tus neeg
ua hauj
lwm teb
xov tooj

Npaj Kom Txhij hauv ForwardHealth Portal (Chaw Muab Kev Pab Saum Huab Cua)

Cia peb pib los ntawm kev saib rau ntawm ForwardHealth Portal (Chaw Muab Kev Pab Saum Huab Cua), qhov cuab yeej fab kev tswj hwm uas zoo li koj yuav swm nrog lawm. Nws yog thawj daim ntawm daim ncuav phom, raws li koj pom nyob ntawm no. Thaum koj tau ua tiav pawg hauj lwm no ib zaug lawm, nws tiav lawm xwb.

Cov Chaw Muab Kev Pab Rau Muaj Npe-Medicaid

- Tus kws muab kev pab lub npe lag luam, tus email uas tau teev nyob rau hauv ForwardHealth Portal (Chaw Pab Saum Huab Cua Ntawm ForwardHealth), thiab tus kws muab kev pab Tus ID Medicaid raug xa mus rau Sandata.
- Medicaid ID yog:
 - Qhia pom nyob hauv Remittance Advice (Tswv Yim Pab Txog Kev Xa Nyiaj) (RA).
 - Ntev li yim txog cuaj tus lej.



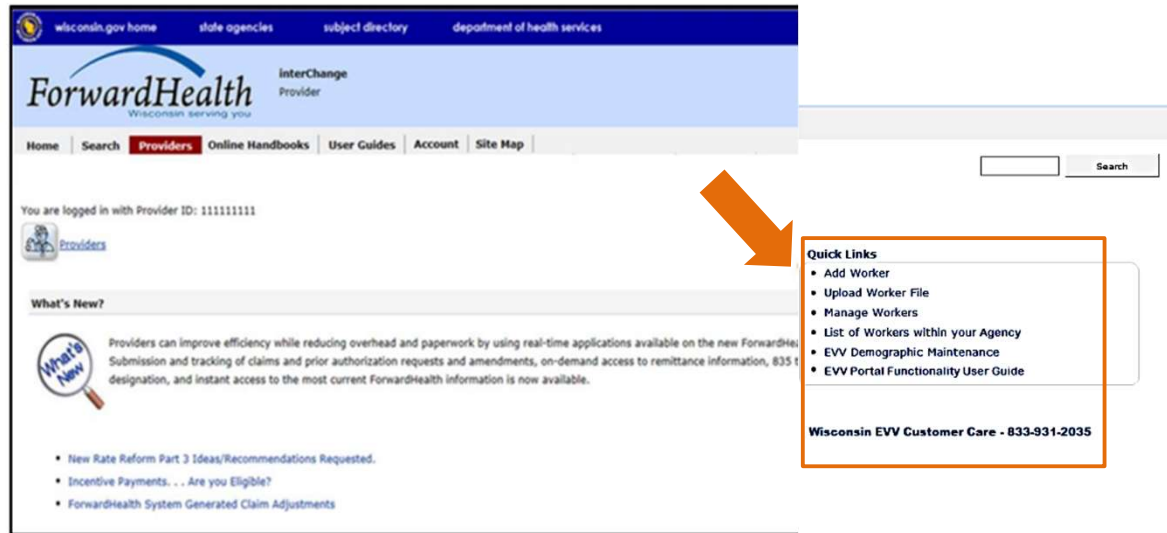
12

Cov kws tu neeg mob ua hauj lwm ywj pheej yuav tsum xyuas kom paub tseeb hais tias lawv cov ntaub ntawv qhia paub txog tus email raug lawm nyob hauv ForwardHealth Portal (Chaw Muab Kev Pab Saum Huab Cua) yam ruaj ntseg. Vim li cas? Tus chaw nyob email twg los xij uas teev nyob rau hauv ForwardHealth Portal (Chaw Muab Kev Pab Saum Huab Cua) yuav yog tus uas Sandata yuav nco qab txog thiab lees paub tias yog koj lub lag luam los xij.

Tus Medicaid ID (MA ID) ntawm tus kws muab kev pab cuam kuj ua lub luag hauj lwm los lees paub tus kws muab kev saib xyuas kho mob los sis tus kws tu neeg mob ua hauj lwm ywj pheej thaum lawv pib EVV qhov kev cob qhia fab kev tswj hwm. MA ID pom muaj nyob hauv tus kws tu neeg mob ua hauj lwm ywj pheej Remittance Advice (Tswv Yim Pab Txog Kev Xa Nyiaj). Nws yog cov lej ntev li yim txog cuaj tus lej.

Qee cov kws tu neeg mob ua hauj lwm ywj pheej yuav paub txog lawv National Provider Identifier (Lub Txheeb Qhia Tus Kws Muab Kev Pab Cuam Hauv Teb Chaws) uas muaj 10-tus lej. Rau EVV, li cas los xij, tsuas yuav tsum siv Tus MA ID los nkag cuag tau rau Sandata cov kev cob qhia txog EVV xwb. Yuav tsis lees paub txog NPI hauv Sandata lub lab npauv. Tsuas yuav xa tus MA ID mus rau Sandata nkaus xwb.

Tus As Khauj Nyob Hauv ForwardHealth Portal (Chaw Muab Kev Pab Saum Huab Cua)



13

Txhawm rau npaj rau EVV hauv koj tus as khauj ntawm ForwardHealth Portal (Chaw Muab Kev Pab Saum Huab Cua):

- Xyuas kom paub tseeb hais tias koj cov ntaub ntawv tiv tauj yog qhov tshiab tshaj plaws lawm.
- Ntxiv koj tus kheej rau tam li yog tus neeg ua hauj lwm.

Tej zaum nej qee tus yuav xav ua qhov no nrog peb tam sim no. Yog tias koj qhib koj lub nab cos khoos phis tawj siv los ua qhov no, thov nkag mus rau hauv koj li ForwardHealth Portal (Chaw Muab Kev Pab Saum Huab Cua) tau. Tej zaum nej qee tus yuav nyiam muab siab rau cov ntawv swb ntau dua thiab maj soj qab xyuas tom qab—txoj hau kev twg los xij uas koj xav kawm paub yeej zoo kawg.

Cov kab txuas rau txhua txoj hauj lwm nyob hauv lub npov Cov Kab Txuas Saib hauv koj li ForwardHealth thawj phab vev xaib uas muaj kev ruaj ntseg.

Tej zaum koj yuav tsum tau swb nqis mus nrhiav txog nws nyob hauv kem ntawv sab xis.

Cia peb los saib luv-luv rau ntawm txhua txoj hauj lwm, pib nrog EVV cov ntaub ntawv qhia paub txog fab pej xeem—koj cov ntaub ntawv tiv tauj. Koj

tuaj yeem pom tau txog EVV qhov kev xaiv txog Kev Tswj Xyuas Txog Ntaub
Ntawv Qhia Txog Pej Xeeb nyob ze puag hauv qab kawg ntawm lub npov uas
muaj qhia qhov tseem ceeb.

EVV Qhov Kev Tswj Xyuas Ntaub Ntawv Qhia Txog Pej Xeem

Xyuas kom ntseeg tau tias koj cov ntaub ntawv kev lag luam yog cov tshiab tshaj plaws.

[Introduction](#) » [Mailing Address](#) » [Tax Information and Submit](#)

Mailing Address

Required fields are indicated with an asterisk (*).

Email Address - Enter the email address of the person who should receive the emails related to the EVV Welcome Packet and Credentialing.

Attention Line* ATTENTION LINE TEST

Address Line 1* ADDRESS 1 TEST

Address Line 2* ADDRESS 2 TEST

City* CITY TEST

State/ZIP* WI 53001 - 4321

Phone* (915)444-3333

Email Address* test@mail.com

Previous Next Exit

14

Kev siv txoj kab txuas mus rau EVV Qhov Kev Tswj Xyuas Ntaub Ntawv Qhia Txog Pej Xeem, kuaj xyuas los xyuas kom paub tseeb tias koj cov ntaub ntawv qhia paub txog chaw lag luam yog qhov tshiab tshaj plaws lawm thiab ua cov kev kho kom raug uas tsim nyog twg. Tshooj Mailing Address (Chaw Nyob Kev Xa Ntawv) txiav txim seb qhov kev sib txuas lus rau koj lub lag luam raug xa mus rau qhov twg. Ntaus koj lub npe rau hauv "Txoj Kab Sau Kev Muab Siab Rau." Ces, xyuas kom paub tseeb hais tias tau ntaus qhov chaw nyob email uas raug rau lawm.

DHS yuav xa cov ntawv tshaj tawm tshwj xeeb rau tus kws muab kev pab cuam tseem ceeb hais txog kev cob qhia thiab txoj cai tuaj rau tus email no. Tsab ntawv caw tuaj rau kev cob qhia xub thawj thiab EVV pob ntawv zoo siab txais tos yuav muab xa raws email tuaj ntawm Sandata tuaj rau cov kws muab kev pab cuam kho mob raws li qhov chaw nyob email uas muab siv rau ntawm no. Xyuas kom paub tseeb hais tias nws raug lawm!

Ntxiv Tus Neeg Ua Hauj Lwm

Ntxiv koj tus kheej rau tam li yog tus neeg ua hauj lwm.

Quick Links

- Add Worker
- Upload Worker File
- Manage Workers
- List of Workers within your Agency
- EVV Demographic Maintenance
- EVV Portal Functionality User Guide

Wisconsin EVV Customer Care - 833-931-2035

Add Worker

Required fields are indicated with an asterisk (*).

** DHS does not require live-in workers to capture EVV; however, some HMOs, MCOs, or provider agencies may require live-in workers to capture EVV. Only check the box "Exempt from EVV Requirements" if the worker is not required to capture EVV for any of the people they provide services to for your agency.

Worker Search Criteria

First Name*
Last Name*
Social Security Number*
Date of Birth (i.e. 07/04/1980)

Worker Search Results

Worker ID	First Name	MI	Last Name	Date of Birth	SSN
No Match Found. Enter the worker information below in the Add/Associate Worker Action					

Add/Associate Worker

First Name*
Middle Initial
Last Name*
Social Security Number*
Date of Birth (i.e. 07/04/1980)*
Gender Male Female
Worker Email*
Confirm Worker Email*
Worker Start Date (i.e. 01/03/2020)
Exempt from EVV Requirements**

15

Txoj hauj lwm thib ob yog los ntxiv koj tus kheej tam li yog tus neeg ua hauj lwm. Qhov no txuas EVV cov ntaub ntawv qhia paub uas koj sau hauv thaum cov kev tuaj ntsib rau koj li ForwardHealth Portal (Chaw Muab Kev Pab Saum Huab Cua), kom thiaj li them nyiaj rau cov ntawv thov kom them nyiaj.


Siv txoj kab txuas Ntxiv Tus Neeg Ua Hauj Lwm. Koj yuav tsum tau txheeb qhia txog koj tus kheej los ntawm kev lub luag hauj lwm thib ob—koj lub luag hauj lwm uas yog "tus neeg ua hauj lwm"—thiab ntxiv "Tus Neeg Ua Hauj Lwm Koj" rau koj lub chaw lag luam.

Qhov no yog lub nab cos uas koj yuav nkag rau. Koj tuaj yeem pom tau cov ntaub ntawv qhia paub yeej yooj yim heev: Koj lub npe, Social Security number (tus naj npawb Xaus Saus) (SSN), thiab hnuv yug yuav pab kom lub lab npauv xyuas kom paub tseeb hais tias nws tab tom txheeb qhia tus neeg uas raug lawm. Yuav tsis xa tus SSN mus rau Sandata los sis lwm cov koom haum ua hauj lwm kom thiaj pov thav tau koj cov ntaub ntawv qhia paub txog tus kheej.

Kuj yuav tsum tau muaj qhov chaw nyob email. Nws yuav tsum yog qhov chaw nyob email uas tsuas muaj koj ib leeg thiaj li siv vim tias nws yauv yog koj tus ID tus neeg siv tam li yog tus neeg ua hauj lwm hauv Sandata lub lab npauv. Nws tuaj yeem yog tib tug email los sis tus email txawv tus uas koj sau cia rau koj lub lag luam los xij.

Phau Ntawv Qhia Txog Tus Neeg Siv Qhov Kev Ua Hauj Lwm Nyob Hauv EVV Portal (Chaw Muab Kev Pab Saum Huab Cua)

- Tshooj 6: EVV Qhov Cuab Yeej Kev Tswj Xyuas Ntaub Ntawv Qhia Txog Pej Xeem cuab yeej
- Tshooj 7: Lub Koom haum Neeg Ua Hauj Lwm (Ntxiv Tus Neeg Ua Hauj Lwm)



www.dhs.wi.gov/publications/p02713.pdf

Cov kauj ruam no (xyuas kom paub tseeb tias koj cov ntaub ntawv qhia pab txog lub lag luam raug lawm thiab kev ntxiv koj tus kheej los ua tus neeg ua hauj lwm) tau txais kev tshab xyuas ntxaws hauv Phau Ntawv Qhia Txog Tus Neeg Siv Qhov Kev Ua Hauj Lwm Nyob Hauv EVV Portal (Chaw Muab Kev Pab Saum Huab Cua) lawm. Koj tuaj yeem mus txog qhov ntawd tau los ntawm kev siv tus zauv QR los sis txoj kab txuas vev xaib hauv phab vev xaib no. Kuj yauv muaj daim vib dis aus hauv peb li phab vev xaib hais txog EVV Cov Thawj Tswj Hwm Kev Cob Qhia yog tias ntawd yog txoj hau kev uas koj kawm paub tau zoo tshaj plaws.

Txoj hau kev los siv tus zauv QR: qhib koj lub xov tooj smartphone lub koob yees duab thiab muab tsum rau daim duab plaub fab xwm yeem. Lub npov muaj ntawv sau yuav tsum dhia tawm los. Twb rau lub npov sau ntawv ntawd. Nws yuav coj koj ncaj qha mus rau qhov chaw muab kev pab cuam no.

Hais txog ob cov hauj lwm ntawd hauv ForwardHealth:

Tshooj 6 coj koj ua kom tiav qhov cuab yeej kev tswj xyuas ntaub ntawv qhia paub txog pej xeem, qhov uas koj tuaj yeem xyuas kom paub tseeb hais tias koj lub chaw lag luam qhov chaw nyob email raug lawm.

Tshooj 7 yuav qhia kom paub txog lub koom haum neeg ua hauj lwm, qhov uas koj tuaj yeem ntxiv koj tus kheej los ua tus neeg ua hauj lwm rau koj lub chaw lag luam.

Coj Koj Txoj Kev Paub Mus Siv



Muaj Tseeb los sis Tsis Muaj Tseeb?

- Cov kws tu neeg mob ua hauj lwm ywj pheej siv cov kev cob qhia thiab cov chaw muab kev pab cuam zoo tib yam no ib yam li lwm cov kws muab kev pab cuam kho mob thiab.
- Vim tias lawv tsis muaj cov neeg ua hauj lwm twg li, cov kws tu neeg mob ua hauj lwm ywj pheej thiaj li tsis tas yuav ntaus cov neeg ua hauj lwm rau hauv ForwardHealth Portal (Chaw Muab Kev Pab Saum Huab Cua) li.

Muaj tseeb

Tsis muaj tseeb

17

Cia peb nres ntawm no txhawm rau qhov kev teb cov lus tsis raug cai:

Cov kws tu neeg mob ua hauj lwm ywj pheej siv cov kev cob qhia thiab cov chaw muab kev pab cuam zoo tib yam no ib yam li lwm cov kws muab kev pab cuam kho mob thiab.

MUAJ TSEEB: Tam li yog "lub chaw hauj lwm ntawm ib leeg xwb," koj yog tus kws muab kev saib xyuas kho mob! Tag nrho cov chaw muab kev pab cuam tib yam no yuav siv tau rau koj.

Vim tias lawv tsis muaj cov neeg ua hauj lwm twg li, cov kws tu neeg mob ua hauj lwm ywj pheej thiaj li tsis tas yuav ntaus cov neeg ua hauj lwm twg rau hauv ForwardHealth Portal (Chaw Muab Kev Pab Saum Huab Cua) li.

TSIS MUAJ TSEEB: Koj tus neeg ua hauj lwm yog koj tus kheej xwb! Nco ntsoov ntaus koj "Tus Neeg Ua Hauj Lwm Tus Kheej" rau thiab txoj kab txuas/tus npoj yaig rau koj lub chaw lag luam hauv ForwardHealth Portal (Chaw Muab Kev Pab Saum Huab Cua).

Hu rau txhawm rau Nqis Tes Ua



Lees paub txog koj lub chaw lag luam qhov chaw nyob email hauv ForwardHealth Portal (Chaw Muab Kev Pab Saum Huab Cua).

Nrhiav koj tus Medicaid ID (tsis yog koj National Provider Identifier (Lub Txheeb Qhia Tus Kws Muab Kev Pab Cuam Hauv Teb Chaws) [NPI]).

Ntxiv koj "tus neeg ua hauj lwm tus kheej" rau koj lub chaw lag luam hauv ForwardHealth Portal (Chaw Muab Kev Pab Saum Huab Cua).

18

Thov nco ntsoov tias cov uas tau sau hauv qab no tseem ceeb uas yuav tsum tau ua. Yog tias koj tsis ua cov kauj ruam no ua ke nrog peb hnuv no, ntawm no yog qhov kev ceeb toom txog cov kauj ruam yuav ua tau tom qab kev cob qhia no.

Lees paub txog koj lub chaw lag luam qhov chaw nyob email hauv ForwardHealth Portal (Chaw Muab Kev Pab Saum Huab Cua).

Nrhiav koj tus MA ID (tsis yog NPI). Hu rau EVV Lub Chaw Saib Xyuas Tus Neeg Qhua yog tias koj xav tau kev pab.

Ntxiv koj "tus neeg ua hauj lwm tus kheej" rau koj lub chaw lag luam hauv ForwardHealth Portal (Chaw Muab Kev Pab Saum Huab Cua).

Puas xav paub ntau ntxiv?

Koj tuaj yeem nrhiav pom nws nyob rau ntawm no.

Resource Title and Languages
ForwardHealth Portal Electronic Visit Verification Portal Functionality User Guide, P-02713 (PDF), in English
How Non-Medicaid Providers Apply for an EVV Unique Provider ID, in English 
How to Create and Maintain EVV Worker IDs, in English 



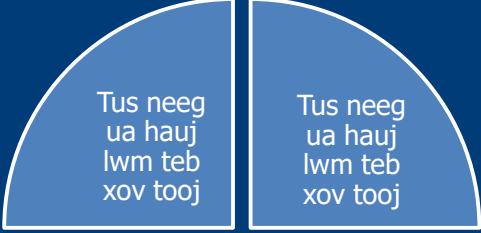
The screenshot shows the Wisconsin Department of Health Services website. The main heading is 'Electronic Visit Verification (EVV): Administrator Training'. Below this, there are several sections: 'New! Live Webinars for Independent Nurses and Providers', 'Administrator Training', 'Administrator FAQs', and 'Administrator tutorials and refreshers'. Each section contains links to various resources and guides.

www.dhs.wi.gov/evv/training-administrators.htm

Puas xav paub ntau ntxiv?

Peb tau txais nws lawm! Thov mus rau peb phab vev xaib hais txog Kev Cob Qhia Tus Thawj Tswj Hwm.

Qhov Kev Pib: Feem hais txog ForwardHealth Portal (Chaw Cuam Kev Pab Saum Huab Cua) yog ib qhov chaw muab kev pab cuam zoo heev! Nws muaj phau ntawv qhia rau tus neeg siv txog ForwardHealth ua ke nrog daim vib dis aus kev cob qhia txog Txoj Hau Kev Tsim thiab Tswj Xyuas EVV Tus Neeg Ua Hauj Lwm Cov ID.



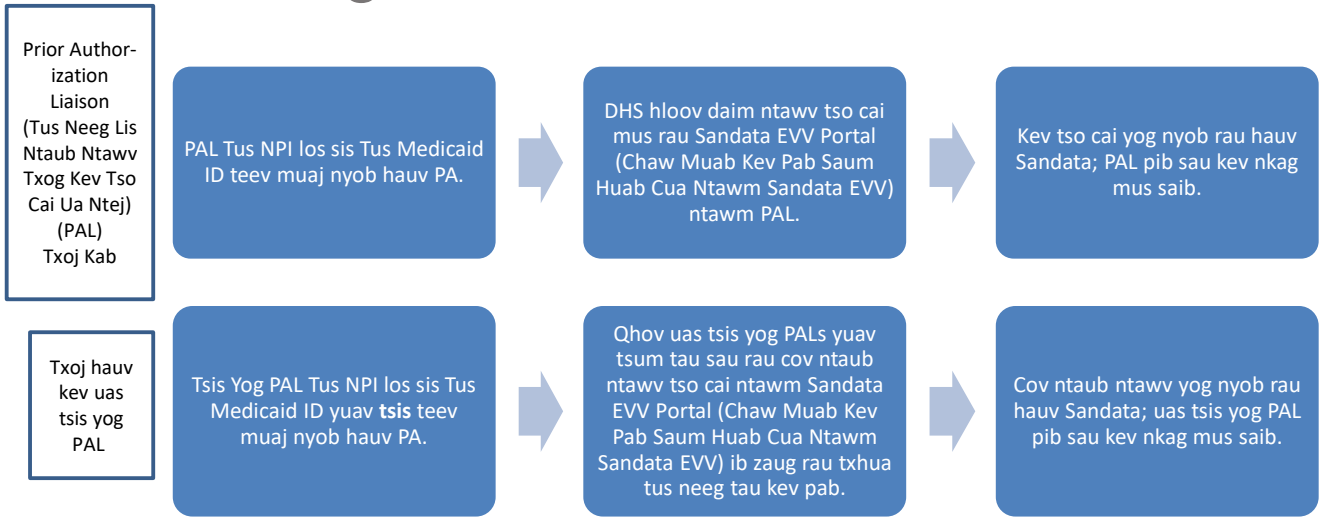
Tus neeg
ua hauj
lwm teb
xov tooj

Tus neeg
ua hauj
lwm teb
xov tooj

Ntxiv Cov Ntaub Ntawv Tso Cai

Cia peb txav mus rau daim thib ob. Rau txhua tus neeg qhua uas koj muab kev txhawb nqa, qhov no yuav yog "ib zaug thiab tiav kiag lawm."
Feem no yuav yog qhov tseem ceeb rau cov kws tu neeg mob ua hauj lwm ywj pheej uas TSIS prior authorization liaisons (cov neeg lis ntaub ntawv txog kev tso cai ua ntej) (PALs).

PALs thiab EVV Cov Ntaub Ntawv Qhia Paub Txog Kev Tso Cai



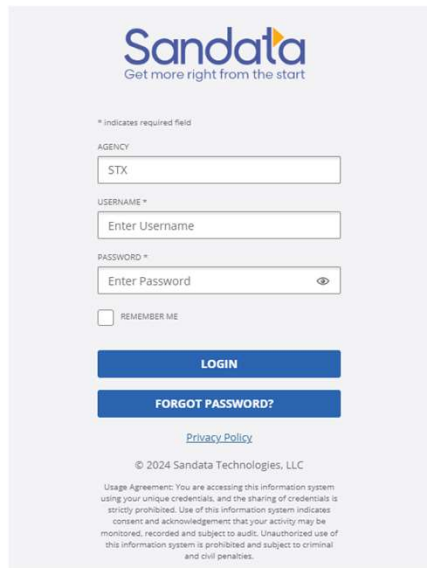
Cov kev tso cai yuav xa ntawm DHS mus rau Sandata. Txawm tias peb cov zauv PDN (99504, S9123, thiab S9124) yuav xav kom PA nrog ForwardHealth los, kab muab kev tso cai uas rub nkag mus rau huv Sandata EVV Portal (Chaw Muab Kev Pab Saum Huab Cua) tsuas yuav muaj qhov PAL Tus Medicaid ID los sis NPI nkaus xwb. Yog li ntawd, tsuas yuav muaj ntaub ntawv qhia paub txog tus neeg qhua thiaj li yuav raug muab ntaus nkag mus rau hauv Sandata EVV Portal (Chaw Muab Kev Pab Saum Huab Cua) Ntawm PAL nkaus xwb. Peb saib pom cov kauj ruam ntawm cov kauj ruam saum toj kawg nkaus ntawm nplooj ntawv swb no.

Txoj kab tsis yog PAL raug muab teev tseg nyob hauv txoj kab hauv qab kawg. Qhov tsis yog PAL yuav tsum tau muab ntaus nkag rau hauv cov ntaub ntawv qhia paub txog tus neeg qhua txais kev pab thaib kev tso cai ntawm yus tus kheej mus rau hauv Sandata EVV Portal (Chaw Muab Kev Pab Saum Huab Cua). Qhov no yuav yog txoj hauj lwm uas ua ib zaug tiag kiag xwb.

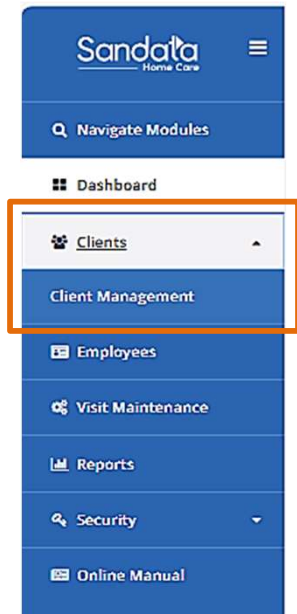
Peb nyob ntawm no los pab yog tias koj ntsib cov kev nyuaj hauv kev ua qhov ntawd.

Nrhiav Tus Qhua Tej Ntawv Uas Twb Muaj Los Lawm

- Nkag mus rau hauv Sandata EVV Portal (Chaw Muab Kev Pab Saum Huab Cua).
- Nyob rau ntawm phab kev nrhiav kev, nias rau **Clients (Cov Neeg Qhua Txais Kev Pab)** ces **Client Management (Kev Tswj Xyuas Tus Neeg Qhua Txais Kev Pab)** kom nkag cuag tau cov ntaub ntawv teev tseg txog tus neeg qhua txais kev pab.



The image shows the Sandata login page. At the top is the Sandata logo with the tagline "Get more right from the start". Below the logo is a note: "* Indicates required field". The form contains the following fields: AGENCY (with "STX" entered), USERNAME* (with "Enter Username" placeholder), and PASSWORD* (with "Enter Password" placeholder and an eye icon). There is a "REMEMBER ME" checkbox. Below the fields are two buttons: "LOGIN" and "FORGOT PASSWORD?". At the bottom, there is a "Privacy Policy" link, a copyright notice "© 2024 Sandata Technologies, LLC", and a small "Usage Agreement" text.



Ib txwm tshawb nrhiav tus neeg tau kev pab ua ntej kom paub tseeb tias koj tsis tsim cov ntaub ntawv sib tshooj. Piv txwv li, yog tias tus qhua tau txais kev pab cuam los ntawm koj lub chaw sawv cev nyob rau yav dhau los, lawv tseem pom tus qhua nyob hauv daim npe thiab tsuas yog yuav tau kho me ntsis.

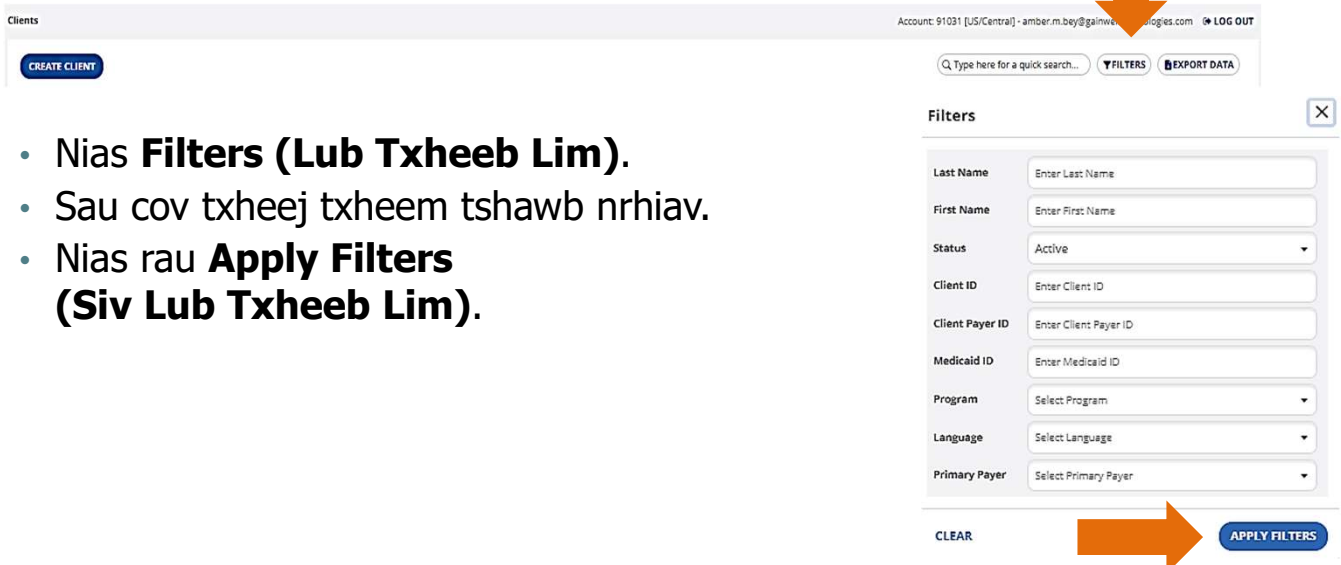
Ua ntej tshaj, sau npe nkag mus rau Sandata EVV Portal (Chaw Muab Kev Pab Saum Huab Cua).

Nyob ntawm navigation panel (phab tau qhia), nias Clients (Cov Neeg Tau Kev Pab).

Tom qab ntawd nias rau Client Management (Kev Tswj Hwm Tus Neeg Tau Kev Pab) txhawm rau kom nkag mus rau tus neeg tau kev pab cov ntaub ntawv.

Lub nab cos tshawb nrhiav tus neeg tau kev pab yuav tshwm sim (ntawm daim swb tom ntej).

Nrhiav Tus Qhua Tej Ntawv Uas Twb Muaj Los Lawm



Account: 91031 [US/Central] - amber.m.bey@gainwelltechnologies.com LOG OUT

CREATE CLIENT

Q Type here for a quick search... FILTERS EXPORT DATA

Filters

Last Name Enter Last Name

First Name Enter First Name

Status Active

Client ID Enter Client ID

Client Payer ID Enter Client Payer ID

Medicaid ID Enter Medicaid ID

Program Select Program

Language Select Language

Primary Payer Select Primary Payer

CLEAR APPLY FILTERS

- Nias **Filters (Lub Txheeb Lim)**.
- Sau cov txheej txheem tshawb nrhiav.
- Nias rau **Apply Filters (Siv Lub Txheeb Lim)**.

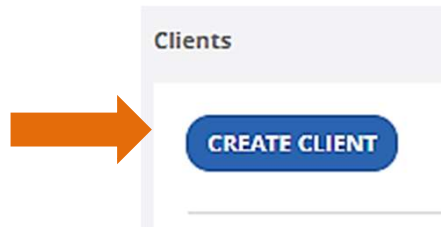
Nyob rau sab xis saum toj ntawm lub nab cos, nias Filters (Lub Txheeb Lim). Tom qab ntawd sau cov txheej txheem tshawb nrhiav rau. Koj tuaj yeem tso tag nrho cov chaw seem kom tau txais cov npe tag nrho ntawm txhua tus neeg tau kev pab yog tias koj xav tau. Nias Apply Filters (Siv Lub Txheeb Lim) txhawm rau kom pom cov ntaub ntawv zoo sib eaug.

Yog tias koj yog PAL thiab cov ntaub ntawv qhia paub ntawm tus neeg qhua uas txais kev pab tsis nyob ntawm no raws li koj cia siab ntsoov tseg, koj li kauj ruam tom ntej yog los kuaj xyuas hauv qhov txheej xwm ntawm kev tso cai nrog tus neeg them nyiaj.

Yog tias koj tsis yog PAL, koj li kauj ruam tom ntej yog los ntxiv ntaub ntawv qhia paub txog kev tso cai ntawm tus neeg qhua nkag mus rau Sandata. Peb yuav mus hais txog qhov ntawd rau tom ntej. Nco ntsoov tias, qhov no yog "ib zaug thiab tiav kias lawm" rau tus neeg qhua uas txais kev pab.

Nrhiav Tus Qhua Tej Ntawv Uas Twb Muaj Los Lawm

Nias lub yeem **Create Client (Tsim Muaj Tus Neeg Tau Kev Pab)** yog tias nrhiav tsis pom tus neeg tau kev pab.



Rau cov tsis yog PAL: Yog tias tsis pom muaj qhov twg phim li, ces nias rau Create Client (Tsim Tus Neeg Qhua Txais Kev Pab).

Nrhiav Tus Qhua Tej Ntawv Uas Twb Muaj Los Lawm

- Sau cov ntaub ntawv xav tau qhia los ntawm lub cim hnuv qub (*).
- Xyuas kom tseeb tias Medicaid ID tau raug sau kom raug.
- Nias **Create Client (Tsim Muaj Tus Neeg Tau Kev Pab)**.

New Client

*Required

Last Name*

First Name*

Program*

Medicaid ID*

SSN

Phone

[CANCEL](#)



[CREATE CLIENT](#)

✓ Success

A new client has been successfully created!

25

Saib raws lub cim hnuv qub (*) los ntaus tej ntaub ntawv uas yuav tsum muaj. Los pov thaiv qhov teeb meem tom ntej, ua kom ntseeg tias ntaus Medicaid ID kom raug.

Nias Create Client (Tsim Muaj Tus Neeg Tau Kev Pab).

Lub lab npauv tau pib daim ntawv teev cov neeg tau kev pab, thiab lub npov ntawv lees paub xim ntsuab yuav tshwm sim tuaj.

Ntxiv Ntaub Ntawv Qhia Paub Txog Kev Tso Cai

- Sau cov ntaub ntawv tsis tsim nyog (tsis muaj lub cim hnuv qub) yog tias xav tau.
- Nias peb lub cim ib tee ntawm kawg (saib tus xib xub) kom nkag mus rau qhov chaw nyob thiab tus naj npawb xov tooj.

Client ID: 266183 | Medicaid ID: 999999977 | Main Address: -- | Phone No: -- | Main Emergency Contact: --

Personal Program*

Identifiers

Client ID	266183	Medicaid ID	999999977
SSN	-	Agency ID	999999977

Personal Information

Client Name	Fake Test	Gender	-
Date of Birth	-		
Language	English		

Addresses | Phone Numbers REQUEST DEVICE

Main Address →

26

Ntawm no koj tuaj yeem saib phab kem Tus Kheej yog xav paub ntau ntxiv.

Koj tuaj yeem sau cov ntaub ntawv tsis tsim nyog (tsis muaj lub cim hnuv qub) uas koj xav tau.

Yuav tau ntxiv ib qhov chaw nyob thiab tus naj npawb xov tooj rau. Koj tuaj yeem ua li ntawd los ntawm kev nias peb lub cim in tee tom kawg, qhia ntawm no los ntawm tus xib xub xim daj.

Ua Kom Tiav Qhov Hais Txog Tus Kheej

- Ntaus cov ncauj lus yuav tsum tau muaj.
- Hom Chaw Nyob yog "O - Lwm yam."
- Tus Naj Npawb Xov Tooj Tshwj Xeeb: Ntaus tus neeg tau kev pab tus xov tooj txawb nkaus xwb. Yog tias tsis muaj lub xov tooj txawb, ntaus 555-555-5555.
- Nias rau Save (Zwm Cia).

The screenshot shows a web form titled "Edit Address and Phone Number". It includes several input fields: "Address Label", "Address Line 1*", "Address Line 2", "Address Type*" (a dropdown menu), "City*", "State*" (a dropdown menu), "Zipcode*", "County", and "Main Phone Number*". There are also three checkboxes: "Active" (checked), "Use as billing address", and "Use as main address". At the bottom, there are two buttons: "+ Add number" and "+ Add email address". On the far right, there are two buttons: "CANCEL" and "SAVE". An orange arrow points from the right towards the "SAVE" button.

27

Ntaus tus neeg tau kev pab qhov chaw nyob. Txhua qhov chaw tsim nyog muaj lub cim hnuv qub nyob ib sab ntawm lawv.

Sau cov ntaub ntawv tsim nyog, kos cim nrog lub cim hnuv qub (*).

Hom Chaw Nyob: Txhawm rau tsim tus neeg tau kev pab hauv Sandata, sau rau "Hom Chaw Nyob" yog tsim nyog. Sau ua "O-Lwm yam" txhais tau tias qhov chaw nyob yuav tsis raug sau dua hauv cov ntaub ntawv hloov tshiab yav tom ntej.

Tus Naj Npawb Xov Tooj Tshwj Xeeb: Qhov no yog qhov yuav tsum tau ua; txawm li cas los xij, tsuas yog tus neeg tau kev pab lub xov tooj txawb (los sis fixed Voice over Internet Protocol (Kaw Suab Lus hauv Is Taws Nem) (VoIP), tsab xov tooj - piv txwv li, tsab xov tooj ntawm lub tuam txhab cable) yuav tsum nkag mus. Yog tias tus neeg tau kev pab tsis muaj xov tooj txawb los sis tsab VoIP, sau 555-555-5555 los sis lwm tus naj npawb cuav.

Nias rau Save (Zwm Cia).

Kev ceeb toom: Cov tswv cuab tsim nyog tau txais kev pab txhawb kom kho tej ntaub ntawv muaj nrog ForwardHealth. Cov qhua yuav kho tau lawv li ntaub ntawv muaj nrog Medicaid los ntawm lub koom haum tswj hwm tus qhua kev khwv tau nyiaj hauv zos los sis lub chaw saib xyuas neeg xeeb txawm, hauv oos

lais los ntawm tus qhua tus as khauj ACCESS, los sis los ntawm kev siv lub Medicaid Qhov Chaw Tshaj Tawm Hloov Pauv (F-10137).

Cov ntaub ntawv chaw nyob twg uas sau ntxiv rau Sandata Portal (Chaw Muab Kev Pab Saum Huab Cua) yuav tsis hloov kho cov ntaub ntawv Medicaid los sis lwm lub lab npauv.

Ua Kom Tiav Qhov Hais Txog Tus Kheej

Ntaus tus xov tooj hauv tsev los sis cov xov tooj Voice over Internet Protocol (Kaw Suab Xa Tau Raws Is Taws Nem) (VoIP), yog tias muaj, rau EVV siv nrog tus qhua.

The screenshot shows a web form titled "Add Address and Phone Number". It contains several input fields: "Address Label", "Address Line 1*", "Address Line 2", "Address Type*" (a dropdown menu), "Zipcode*", "City*", "County", "State*" (a dropdown menu), and "Main Phone Number*". There is also a "Phone 1 (Optional)" field. Below the input fields are three checkboxes: "Active" (checked), "Use as billing address", and "Use as main address". At the bottom of the form, there are two buttons: "+ Add number" and "+ Add email address". An orange arrow points to the "+ Add number" button. At the very bottom of the form, there are three buttons: "CANCEL", "SAVE AND ADD NEW", and "SAVE".

28

Tuaj yeem ntxiv tau cov naj npawb xov tooj ntxiv rau.

Ntaus tus neeg qhua tus neeg qhua uas txais kev pab tus naj npawb xov tooj hauv tsev uas muaj xov tooj los sis tus naj npawb xov tooj hu hauv Is Taws Nem (VoIP) (xws li kev pab cuam hu xov tooj uas muab los ntawm lub xov tooj rub xov), yog tias muaj. Qhov no yuav tsum tsis yog tus neeg qhua uas txais kev pab tus naj npawb xov tooj ntawm tes. Tus neeg qhua uas txais kev pab cuam lub xov tooj hauv tsev los sis lub xov tooj VoIP ruaj khov yuav muab tau qhov chaw nyob zoo ib yam li tus 911 ua tau.

Raws li koj yuav pom tau, tsis muaj lub cim hnuv qub nyob ntawm tus email ib sab; yog li ntawd, qhov no tsis tas muaj los tau.

Ua Kom Tiav Qhov Khoos Kas

- Nias rau qhov **Program (Khoos Kas)**.
- Cov swb tom ntej no ua hauj lwm los ntawm cov npov raws li cov xib xub ncaj qha.

Personal **Program***

FFS - WIFFS - Not Authorized

1 Pending

2 Program Details

Supervisor:	-	EOC Date:	-
Enrollment:	-	Eligibility Begin Date:	-
Created Date:	07/19/2024	Eligibility End Date:	-
Effective Date:	07/19/2024	Reason For Change:	-
SDC Date:	-		

4 Payer Details

Payer Name: WIFFS	Medicaid ID: 999998888
Bill Rate: Default	Rank: 1
Client Payer ID: -	Group Number: -
Start Date: -	End Date: -

5 Authorization Details

No Authorization Added
Click button to add Authorization

3 Service Details

No Service Added
Click button to add Service

29

Tam sim no nias rau ntawm lub thev (tab) Program (Khoos Kas). Cim tseg tsib qhov chaw sib cais ntawm no. Peb yuav sau cov ntaub ntawv hauv cov lub txib no: 1. Tus neeg qhua uas txais kev pab qhov txheej xwm (pom tshwm ntawm no yog "Tseem Tso" hauv ces kaum sab xis saum toj). Hloov pauv Client Status (Tus Qhua Qhov Qib) los ntawm Pending (Tab Tom Tos) los Active (Qhib Siv). "Active (Qhib Siv)" raws li txoj cai yuav tso cai rau koj los kho cov ntaub ntawv no ntau dua li feem ntau uas tau tso cai.

2. Cov Ntsiab Lus Qhia Txog Lub Khoos Kas: Effective Date (Hnub Siv Tau) yog tsim nyog. Nws pib sau txhawm rau los qhia hnub tam sim no. Effective Date (Hnub Siv Tau) yog hnub uas tau hloov pauv tus neeg tau kev pab. Lwm qhov kev xav tau yog Created Date (Hnub Tau Tsim). Qhov no tuaj yeem yog hnub dhau los. Nws yuav teeb tus qauv rau hnub tshiab.

Nco ntsoov nias Save (Zwm Cia) ua ntej mus rau lub npov tom ntej.

3. Cov Ntsiab Lus Qhia Txog Kev Pab Cuam. Cia peb txav mus rau daim ntawv swb tom ntej rau qhov ntaub ntawv qhia paub no.

Ua Kom Tiav Qhov Khoos Kas: Cov Ntsiab Lus Qhia Txog Kev Pab Cuam

- Nias **Add Service (Ntxiv Kev Pab Cuam)**.
- Xaiv **Service (Kev Pab Cuam)**.
- Ntxiv **Start Date (Hnub Pib)**.
- Nias rau **Save (Zwm Cia)**.

The screenshot shows a 'Service Details' form. At the top, there is a tab labeled 'Service Details' and a button 'ADD SERVICE' with an orange arrow pointing to it. Below the tab, the form contains a 'Service*' dropdown menu with 'Select Service' as the current selection. There are two date fields: 'Start Date *' with the value '07/01/2024' and 'End Date' with the placeholder 'Enter End Date'. At the bottom of the form, there are three buttons: 'CANCEL', 'SAVE AND ADD ANOTHER', and 'SAVE'. An orange arrow points to the 'SAVE' button.

30

Ntawm no yog lub npov Cov Ntsiab Lus Ntxaws Txog Kev Pab Cuam.

Nias Add Service (Ntxiv Kev Pab Cuam).

Xaiv Service (Kev Pab Cuam) los ntawm cov ntawv swb nqis. Tsuas yog cov kev pab cuam tsim nyog yuav tshwm sim.

Ntxiv Start Date (Hnub Pib). "Start Date (Hnub Pib)" tsis tuaj yeem tawm ua ntej tshaj "Created Date (Hnub Pib Tsim)" ntawm lub npov Program (Khoos Kas) uas pib nyuam qhuav tham txog.

Yuav tsum tau muaj Start Date (Hnub Pib)—nws muaj lub cim hnub qub nyob ib sab ntawm nws. End Date (Hnub Xaus) yog xaiv sau tau nyob rau daim nov.

Nias rau Save (Zwm Cia).

Ua Kom Tiav Qhov Khoos Kas: Cov Ntsiab Lus Qhia Txog Kev Them Nyiaj

- Xaiv **Payer Name (Lub Npe Tus Them Nyiaj)**.
- Nias rau **Bill Rate (Tus Nqi Ntawm Daim Ntawv Sau Nqi)** thiab xaiv Qhov Xub Thawj.
- Nias rau **Save (Zwm Cia)**.

The screenshot shows a 'Payer Details' form with the following fields and annotations:

- Payer Name***: WIFFS (dropdown menu)
- Medicaid ID**: 1231231222 (text input)
- Bill Rate***: Default (dropdown menu, highlighted with an orange arrow pointing from the text 'Nias rau Bill Rate...') and a 'Default' tooltip is visible.
- Rank**: 1 (dropdown menu)
- Client Payer ID**: Enter Client Payer ID (text input)
- Group No.**: Enter Group No. (text input)
- Start Date**: Enter Start Date (calendar icon)
- End Date**: Enter End Date (calendar icon)
- Authorization**: + ADD AUTHORIZATION (button)
- Buttons**: CANCEL, SAVE AND ADD ANOTHER, SAVE (highlighted with an orange arrow pointing from the text 'Nias rau Save...')

Tam sim no peb txav mus rau lub npov Payer Details (Cov Ntsiab Lus Qhia Txog Kev Them Nyiaj).

Xaiv tus neeg them nyiaj los ntawm daim ntawv swb nqis.

Nias rau tus xib xub swb nqis rau Bill Rate (Tus Nqi Sau).

Xaiv Qhov Xub Thawj rau tus nqi ntawmm daim ntawv sau nqi, uas tsuas yog tib qhov kev xaiv lawm xwb.

Tag nrho lwm cov ntaub ntawv yog xaiv tau.

Nias rau Save (Zwm Cia).

Ua Kom Tiav Qhov Khoos Kas: Cov Ntsiab Lus Qhia Txog Kev Tso Cai

Nias **Add Authorization (Ntxiv Kev Tso Cai)** ntxiv cov ntaub ntawv tso cai.



Cim tseg: Qhov kev lis no yuav tsis tsim tus PA uas tau txais kev pom zoo los ntawm Medicaid tiag-tiag. Qhov no tsuas yog muab tej ntaub ntawv uas yuav siv rau Sandata.

32

Kawg no, peb saib rau ntawm lub npov Cov Ntsiab Lus Ntxaws Txog Kev Tso Cai.

Nias Add Authorization (Ntxiv Kev Tso Cai). Nco ntsoov, qhov no tsis yog tsim kev tso cai Medicaid. Nws tsuas yog muab cov ntaub ntawv rau Sandata.

Ua Kom Tiav Qhov Khoos Kas: Cov Ntsiab Lus Qhia Txog Kev Tso Cai

- Xaiv **Payer (Tus Them Nyiaj)** thiab **Service (Kev Pab Cuam)**.
- Khaws **Event Code (Zauv Koob Tsheej)** ua "None (Tsis Muaj)."
- Xaiv **Format (Hom Ntawv)**.
- Teeb **Start Date (Hnub Pib)** kom duav roos hnub pib qhov kev pab cuam.
- Teeb **End Date (Hnub Xaus)** (txog 06/06/2079).
- Nias rau **Save (Zwm Cia)**.

Authorization Details

*Required

General Info

Payer* WIFFS Authorization Number AMP20240722XXXXXXX

Service* T1019 Modifiers: 1: 2: 3: 4:

Event Code* NONE-None Format* Select Format

Voided

Date Range

Start Date* 07/22/2024 End Date* Set End Date

Comments

Write your comments here...

Authorization Limitation

Visits or Authorization Allowed

Unlimited Has Limitations

CANCEL SAVE AND ADD NEW SAVE

Lub nab cos Cov Ntsiab Lus Ntxaws Txog Kev Tso Cai yuav qhib tawm los.

Qhov no yog qhov chaw uas koj xaiv los ntawm qhov mes nus rub nqis rau tus neeg them nyiaj thiab kev pab cuam (tus zauv kev pab cuam).

"Event Code (Zauv Koob Tsheej)" tseem tuaj yeem ua tias "None (Tsis Muaj)."

Xaiv Format (Hom Ntawv) uas zoo tshaj plaws sawv cev mus xyuas hom chav tsev.

Teem Start Date (Hnub Pib) kom duav roos rau hnub pib qhov kev pab cuam. Yog tias koj yog cov kev pab cuam backdating, nws yuav tsum haum nrog rau Created Date (Hnub Tau Tsim) uas koj tau siv rau hauv lub nab cos Cov Ntsiab Lus Qhia Txog Lub Khoos Kas.

Teeb End Date (Hnub Xaus). Ntawm no, nws yuav tsum tau muaj. Koj tuaj yeem siv hnub twg mus txog 06/06/2079.

Peb tau tso lub npov rau ib ncig qhov ntaub ntawv qhia paub txog hnub kawg no hauv daim ntawv swb. Kev teeb hnub tim kawg uas mus deb dhau yuav tiv thaiv ua rau koj tsis tas yuav tsum tau rov xa qhov ntaub ntawv qhia paub no mus hauv yav tom ntej lawm, yog tias tus zauv kev pab cuam uas koj tau txais kev tso cai los muab tseem zoo li qub. Yog tias koj teeb hnub tim kawg ntxov zog, koj yuav tsum tau ua kom tiav qhov kev lsi no dua ib zaug ntxiv thaum koj mus txog rau hnub tim

kawg ntawd lawm. Hnub tim kawg uas teeb cia deb no yeej lees txais tau ntawm no vim tias qhov no tsis yog kev tsim kev tso cai ntawm Medicaid tiag-tiag.

Lus sau cim tseg ib qho ntxiv uas peb xav hais ntsees rau: Qhov ntaub ntawv qhia paub uas koj ntxiv rau ntawm no **tsis** muaj kev cuam tshuam rau qhov ntaub ntawv qhia paub uas koj cov kws tu neeg mob uas yog cov phooj ywg tab tom ntxiv rau lawv tus kheej li Sandata portals (cov chaw muab kev pab saum huab cua). Koj li hnub tim kawg yuav tsis hloov pauv rau lwm tus kws tu neeg mob li hnub tim kawg tau. Koj li Sandata portals (cov chaw muab kev pab saum huab cua) tsis sib txuas li. Koj tsuas yuav ntxiv tau cov ntaub ntawv qhia paub txog koj tus kheej nkaus xwb.

Ntxiv cov lus tawm tswv yim rau hauv lub npov hauv qab kawg yog tias koj xav ntxiv, rau koj tus kheej cia saib ua pov thawj.

Nco ntsoov nias Save (Zwm Cia).

Ua Kom Tiav Qhov Khoos Kas: Cov Ntsiab Lus Qhia Txog Kev Tso Cai

Cov ntaub ntawv tso cai yuav pib nrog "AMP" txhawm rau los qhia tias nws tau tsim los ntawm nws tus kheej.

Voided Auth. Expired Auth. ADD AUTHORIZATION

Authorization Details ✎ 🗑

Payer: WIFFS	Authorization No: AMP20240719T195442690
Service: T1019	Modifiers: -
Event Code: NONE- None	Format: Hours
Start Date: 07/01/2024	End Date: 06/06/2079
Comment: -	

34

Tus naj npawb kev tso cai yuav pib sau. Qhov no yuav pib nrog "AMP" txhawm rau los qhia nws tau tsim los ntawm tus kheej hauv lub lab npauv Sandata. Tus naj npawb no yuav tsis haum nrog tus naj npawb tso cai Medicaid. Nws muaj nyob hauv koj lub chaw lag luam tus as khauj ntawm Sandata EVV Portal (Chaw Muab Kev Pab Saum Huab Cua) nkaus xwb.

Tswj Tej Ntaub Ntawv

Yog tias qhov PA uas tau txais kev pom zoo rau kev pab cuam los ntawm **tib** tus neeg them nyiaj tau txais nyob rau yav tom ntej, Sandata yuav tsim hnuv kawg rau cov ntaub ntawv qhia paub txog kev tso cai uas tsim los ntawm tus kheej no. Qhov no yuav pov thaiv cov ntaub ntawv muab kev pab cuam uas sib tshooj.

Voided Auth. Expired Auth. ADD AUTHORIZATION

Authorization Details ✎ 🗑

Payer: WIFFS	Authorization No: AMP20240719T195442690
Service: T1019	Modifiers: -
Event Code: NONE- None	Format Hours
Start Date: 07/01/2024	End Date: 07/19/2024
Comment: -	

Yog tias qhov PA los ntawm tus neeg them nyiaj ntawd uas tau txais nyob rau yav tom ntej, Sandata yuav tsim hnuv kawg rau cov ntaub ntawv qhia paub txog kev tso cai uas tsim los ntawm tus kheej no. Qhov no yuav pov thaiv cov ntaub ntawv muab kev pab cuam uas sib tshooj.

Tswj Tej Ntaub Ntawv

Yog tias tau txais kev tso cai **lwm tus** them nyiaj, tus kws muab keb pab cuam hnuv xaus cov ntaub ntawv Sandata tau tsim los ntawm tus kheej.

- Nias qhov rov kho dua uas yog tus cwj mem.
- Hloov pauv hnuv xaus.
- Nias rau **Save (Zwm Cia)**.

Voided Auth. Expired Auth. ADD AUTHORIZATION

Authorization Details

Payer: WIFFS Authorization No: AMP20240719T195442690

Service: T1019 Modifiers: -

Event Code: NONE-None Format: Hours

Start Date: 07/01/2024 End Date: 07/19/2024

Comment: -

36

Yuav ua li cas yog tias tau txais kev tso cai los ntawm **lwm tus** neeg them nyiaj rau tib qhov kev pab cuam ntawd? Lub lab npauv yuav **tsis** tso tseg hnuv xaus uas oib sau ntawm cov ntaub ntawv tso cai uas tsim los ntawm tus kheej. Hauv qhov xwm txheej no, thaum xav tau kev tso cai tshiab rau tus neeg tau kev pab ntawd los ntawm tus neeg them nyiaj sib txawv, tus neeg muab kev pab cuam hnuv xaus ntawm AMP cov ntaub ntawv tso cai.

Txhawm rau ua li ntawd:

- Nias qhov rov kho dua uas yog tus cwj mem.
- Hloov pauv hnuv xaus.
- Nias rau **Save (Zwm Cia)**.

Yog tias ob qho tib si AMP thiab tus neeg them nyiaj tso cai qhib siv, lub lab npauv yuav tsis tuaj yeem xaiv qhov kev tso cai kom raug thaum mus ntsib EVV. Yuav muaj kev zam kev pab cuam tsis raug cai txhawm rau los kho nrog txhua qhov kev mus ntsib.

Coj Koj Txoj Kev Paub Mus Siv

Muaj Tseeb los sis Tsis Muaj Tseeb?

- Cov kws tu neeg mob ua hauj lwm ywj pheej uas tsis yog PAL tsis muaj lub luag hauj lwm fab kev tswj hwm hauv EVV.
- Cov kws tu neeg mob ua hauj lwm ywj pheej uas tsis yog PAL tuaj yeem teeb hnuv tim kawg rau qhov ntaub ntawv qhia paub txog kev tso cai rau thaum 06/06/2079 tau.



Tsis muaj tseeb

Muaj tseeb

37

Cia peb nres ntawm no txhawm rau qhov kev teb cov lus tsis raug cai:

Cov kws tu neeg mob ua hauj lwm ywj pheej uas tsis yog PAL tsis muaj lub luag hauj lwm fab kev tswj hwm hauv EVV.

TSIS MUAJ TSEEB: Raws li peb tau pom, tag nrho cov kws tu neeg mob ua hauj lwm ywj pheej yuav nkag cuag tau rau Sandata EVV Portal (Chaw Muab Kev Pab Saum Huab Cua). Cov tsis yog PAL kuj yuav ntaus cov ntaub ntawv qhia paub txog kev tso cai uas xav tau rau lawv cov neeg qhua uas txais kev pab thiab.

Cov kws tu neeg mob ua hauj lwm ywj pheej uas tsis yog PAL tuaj yeem teeb hnuv tim kawg rau qhov ntaub ntawv qhia paub txog kev tso cai rau thaum 06/06/2079 tau.

MUAJ TSEEB: Qhov ntaub ntawv qhia paub uas koj ntaus rau yog siv rau koj lub chaw lag luam nkaus xwb, rau lub hom phiaj ntawm kev ntxiv tus neeg qhua uas txais kev pab rau koj lub Sandata EVV Portal (Chaw Muab Kev Pab Saum Huab Cua). Thaum teeb hnuv kawg rau yav tom ntej kom deb lawm, koj tsis tas yuav ua kom tag cov kauj ruam no ntxiv rau tus neeg qhua uas txais kev pab ntawd lawm (tshwj tsis yog tias lawv tus zauv kev pab cuam hloov pauv xwb). Nws tsis yog kev tso cai ntawm Medicaid "tiag-tiag". Tsuas yog PAL thiaj li muaj kev tso cai ntawm Medicaid tiag xwb.

Hu rau txhawm rau Nqis Tes Ua



Xyuas kom ntseeg tau tias txhua tus neeg tau kev pab koj xav tias yuav nyob hauv Sandata EVV Portal (Chaw Muab Kev Pab Saum Huab Cua) nyob ntawd.

Lees paub tias tus neeg tau kev pab qhov chaw nyob thiab txhua tus naj npawb xov tooj hauv tsev yog qhov tseeb hauv Sandata EVV Portal (Chaw Muab Kev Pab Saum Huab Cua).

38

Thov nco ntsoov tias cov uas tau sau hauv qab no tseem ceeb uas yuav tsum tau ua:

Xyuas kom ntseeg tau tias txhua tus neeg tau kev pab koj xav tias yuav nyob hauv Sandata EVV Portal (Chaw Muab Kev Pab Saum Huab Cua) nyob ntawd. Yog tias tus neeg tau kev pab ploj los ntawm cov npe neeg tau kev pab "siv ua hauj lwj", nco ntsoov siv cov kev xaiv lim los saib cov neeg tau kev pab nrog cov xwm txheej ntawm "nyob rau qhov tseem tos."

- Rau cov PAL: Cia sij hawm li peb hnuv rau qhov kev tso cai. Yog tias tsis muaj lub sij hawm ntawd, tiv tauj rau tus neeg them nyiaj ua ntej, thiab tom qab ntawd EVV Feem Saib Xyuas Cov Neeg Tau Kev Pab yog tias xav tau.
- Rau cov tsis yog PAL: Tuaj yeem tsim tau cov ntaub ntawv qhia paub txog kev tso cai uas xav tau hauv Sandata EVV Portal (Chaw Muab Kev Pab Saum Huab Cua).

Lees paub tias tus neeg tau kev pab qhov chaw nyob thiab txhua tus naj npawb xov tooj hauv tsev yog qhov tseeb hauv Sandata EVV Portal (Chaw Muab Kev Pab Saum Huab Cua). Cov neeg tau kev pab yuav tsum hloov kho lawv qhov chaw nyob thiab tus naj npawb xov tooj los ntawm txoj hauv kev uas ib txwm muaj. Thaum no, koj tuaj yeem ntxiv cov chaw nyob thiab cov naj npawb xov tooj hauv tsev uas siv tau rau hauv Sandata. Koj yuav pom qhov chaw yuav nrhiav txoj hauv kev yuav ua qhov no hauv daim ntawv swb tom ntej.

Puas xav paub ntau ntxiv?

Koj tuaj yeem nrhiav pom nws nyob rau ntawm no.

Resource Title and Languages Available
Sandata Electronic Visit Verification Portal: Modify Client Data, P-02749, in English, Hmong, Spanish
How to Change Client Status and Start of Care Date in the Sandata EVV Portal, in English
How to Add an Address and Phone Number in the Sandata EVV Portal, in English
Adding Required Authorization Information in the Sandata EVV Portal, P-03550 (PDF), in English



www.dhs.wi.gov/evv/training-administrators.htm

Puas xav paub ntau ntxiv?

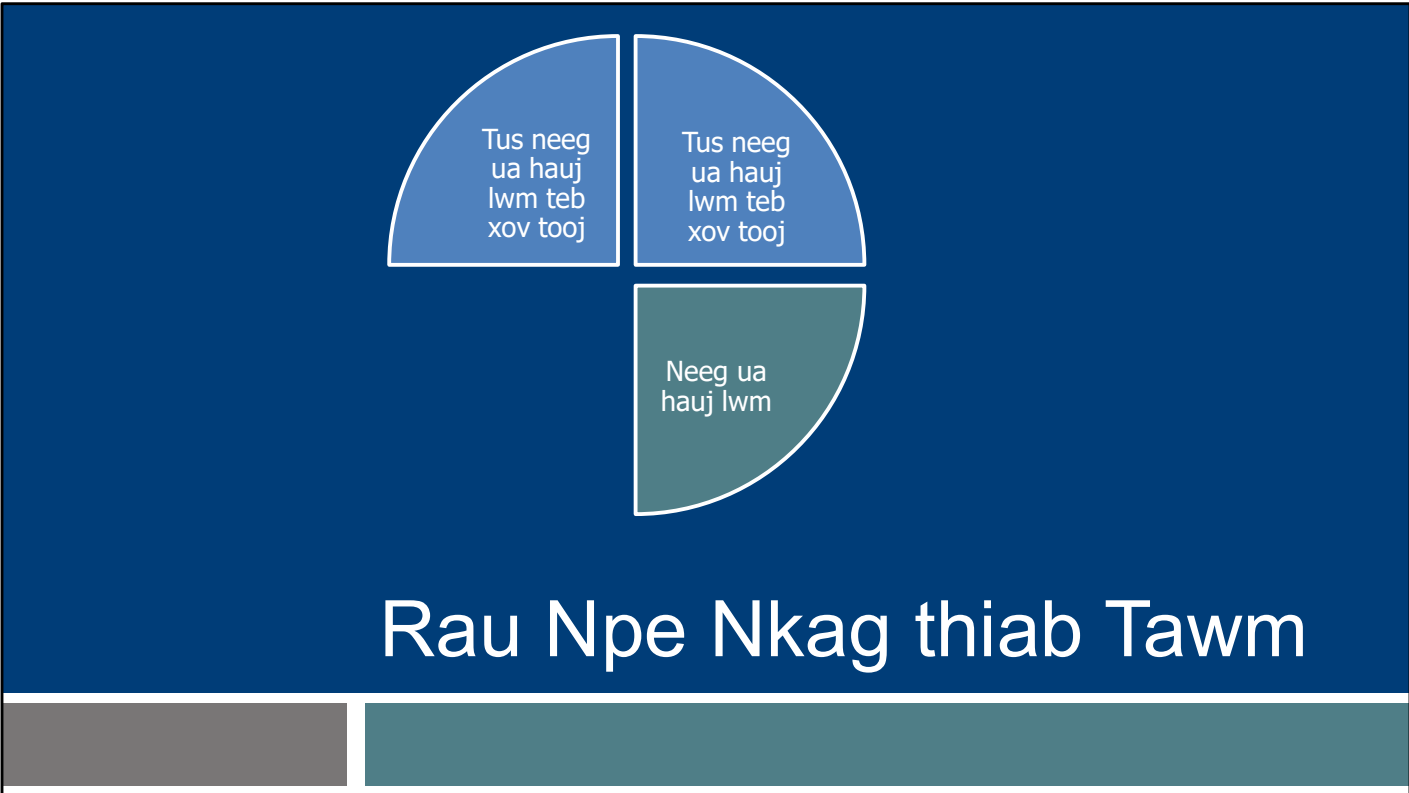
Peb tau txais nws lawm! Thov mus rau peb phab vev xaib Cov Thawj Tswj Hwm Qhov Kev Cob Qhia thiab qhib "Qhov chaw ntaus ntaub ntawv rau: Tshooj kev ntxiv thiab kho cov neeg tau kev pab". Qhov ntawd, koj yuav pom:

Kho kev cob qhia txog Ntaub Ntawv Ntawm Tus Neeg Qhua Txais Kev Pab (PDF) Txoj Hau Kev Hloov Qhov Txheej Xwm Ntawm Tus Neeg Qhua Txais Kev Pab thiab Kev Pib Hnub Tim Muab Kev Saib Xyuas hauv Sandata EVV Portal (Chaw Muab Kev Pab Saum Huab Cua) (ua vib dis aus)

Txoj Hau Kev Yuav Ntxiv Chaw Nyob thiab Naj Npawb Xov Tooj rau hauv Sandata EVV Portal (Chaw Muab Kev Pab Saum Huab Cua) (ua vib dis aus)

Kev Ntxiv Ntaub Ntawv Qhia Paub Txog Kev Tso Cai Uas Xav Tau rau hauv Sandata EVV Portal (Chaw Muab Kev Pab Saum Huab Cua) qhov kev cob qhia (PDF)

Nqe kawg nkaus ntawm daim npe no yog qhov tseem ceeb tshwj xeeb mas yog rau cov kws tu neeg mob ua hauj lwm ywj pheej uas tsis yog PAL.



Cia peb los hloov mus rau koj lub luag hauj lwm thib ob kiag sai-sai: Neeg Ua Hauj Lwm. Qhov no pib cov hauj lwm niaj hnuv ua ntawm EVV ntau ntxiv.

Ko Lub Luag Hauj Lwm tam li yog Tus Neeg Ua Hauj Lwm



www.dhs.wi.gov/evv/index.htm




41

Cia peb los saib kev mus ntsib nyob hauv EVV ua qauv piv txwv. Koj nyob hauv lub luag hauj lwm ntawm Tus Kws Muab Kev Pab Cuam Pat. Nws thiab tus neeg qhua txais kev pab Sam yuav qhia peb kom pom txog kev tuaj ntsib.

Daim vib dis aus ntev li peb feeb no muaj nyob hauv peb phab vev xaib xub thawj ntawm DHS EVV uas peb saib ntawm no.

https://youtu.be/rt29rXY_td8

Ko Lub Luag Hauj Lwm tam li yog Tus Neeg Ua Hauj Lwm

<p>Lub App SMC</p>	<p>Telephonic Visit Verification (Kev Txheeb Npe Hauv Xov Tooj Thaum Sib Ntsib) (TVV)</p>	<p>Fixed Visit Verification Device (Kev Txheeb Npe Hauv Lub Tshuab Nruab Ruaj Thaum Sib Ntsib) (FVV)</p>
<p>Xov tooj ntawm tes los sis xov tooj tiam tshiab</p> 	<p>Tus qhua lub xov tooj ntawm tsev</p> 	<p>Cuab yeej nyob tom tus qhua tsev</p> 

42

Nyob rau ntawm daim vib dis aus, koj yuav nco tau tias Sandata muaj lwm cov hau kev sib txawv uas cov neeg ua hauj lwm tuaj yeem siv tau, sib hloov pauv mus los, los teev tseg lawv cov ntaub ntawv txog kev tuaj ntsib. Tsis tas yuav siv kev sib txuas is taws nem hauv xov tooj los sis Wi-Fi tau ntawm qhov chaw muab kev saib xyuas kho mob li: (Yog tias koj xaiv lwm lub lab npauv EVV uas xaiv siv tau, tsis yog Sandata, cov hau kev uas tau txais los yuav sib txawv, yog li nco ntsoov nug.)

- Lub app SMC ua hauj lwm hauv lub xov tooj ntawm tes los sis xov tooj thej lev. Tuaj yeem siv tau nyob hauv cov khoom uas siv lab npauv Android los sis Apple thiab yeej siv tau txawm yog tias kev sib txuas is taws nem hauv xov tooj los sis Wi-Fi siv tsis tau ntawm qhov chaw los xij. Yuav tuav qhov chaw nyob GPS cia rau thaum rau npe nkag thiab rau npe tawm nkaus xwb. Lub app yeej ua raws li Americans With Disabilities Act (Tsab Cai Hais Txog Cov Neeg Meskas uas Xiam Oob Qhab) (ADA) thiab Health Insurance Portability and Accountability Act of 1996 (Tsab Cai Kev Tuav Pov Hwm Kev Noj Qab Haus Huv Thaum Hloov Hauj Lwm thiab Cov Luag Hauj Lwm Yuav Tau Saib Xyuas xyoo 1996) (HIPAA). Qhov no yog txoj hau kev uas siv tau hauj lwm zoo thiab raug tshaj plaws.
- Txoj hau kev telephonic visit verification (kev txheeb xyuas qhov tseeb txog kev tuaj ntsib hauv xov tooj) (TVV) siv tus neeg qhua txais kev pab txoj xov tooj hauv nws tsev thiab siv tib txoj hau kev ib yam nkaus li 911 kom qhia tau qhov chaw nyob. Nws tuaj yeem yog txoj xov tooj hauv tsev los sis tus xov tooj VoIP ruaj khov—piv txwv li, kev pab cuam xov tooj uas txuas los ntawm ib lub tuam txhab cab xov tooj.
- Txoj hau kev fixed visit verification (kev txheeb xyuas qhov tseeb txog kev tuaj ntsib ruaj khov) (FVV) siv lub cuab yeej me aiv uas nruab ruaj khov los sis muab rhais rau hauv tus neeg qhua uas txais kev pab cuam lub tsev. Lub cuab yeej

FVV yuav muab kev tuaj ntsib hauv EVV; li cas los xij, nws tsis tshaj qhia cov ntaub ntawv qhia paub txog kev tuaj ntsib hauv EVV tawm mus. Thaum tus neeg ua hauj lwm txuas tau rau xov tooj lawm, lawv yuav tsum tau hu tuaj rau qhov ntaub ntawv qhia paub hauv EVV. Txoj hau kev no yog txoj hau kev kawg nkaus rau EVV, vim tias nws yog ib txoj hau kev uas nyuaj tshaj plaws thiab muaj qhov yuav ua rau yuam kev tau loj heev rau hauv kev ntaus ntaub ntawv rau.

Tam li yog tus neeg ua hauj lwm, koj yuav xav tau kev cob qhia txog (cov)txoj hau kev EVV uas koj xaiv no.

Daim Npav Mus Ntsib Tus Neeg Ua Hauj Lwm

Wisconsin Electronic Visit Verification
WORKER VISIT CARD
 Wisconsin EVV Customer Care

☎ 833-931-2035 ✉ vdx.contactevv@wisconsin.gov 🕒 Monday - Friday 7am-6pm

Agency's Sandata toll-free number: _____

Agency/Company ID: 2- _____

Worker Santrax ID: _____

Sandata Mobile Connect Username: _____

Client Identifier: _____

Service Code(s): _____

Is recording tasks within EVV required? ___Yes ___No

Service Code	SMC Service Code	TVV Service Code #
Personal Care and Supportive Home Care Services		
T1019	Personal Care Svc/15 min	10
S5125	Supportive Home Care/15 min	15
S5126	Supportive Home Care/Day	20
T1020	Personal Care/Day	25
Combo	Combo-PCS & SHC	30
99509	PCS Nurse Supervisory Visit/Visit	55
Home Health Care Therapy Services		
92507	Speech Therapy Individual/Visit	35
97139	Unspecified Therapeutic Procedure-OT/Visit	40
97799	Unspecified Rehab Svc-PT/Visit	45
Home Health Care Nursing Services		
99504	Mechanical Vent Care/Hour	50
S9123	Private Duty Nursing RN/Hour	65
S9124	Private Duty Nursing LPN/Hour	70
99600	Unspecified Home Visit-RN or LPN/Visit	60
T1001	Nursing Assessment or Eval/Visit	75
T1021	Home Health Aide or CNA/Visit	80
T1502	Med Admin-Oral, IM, Subq/Visit	85

www.dhs.wi.gov/library/collection/p-02844

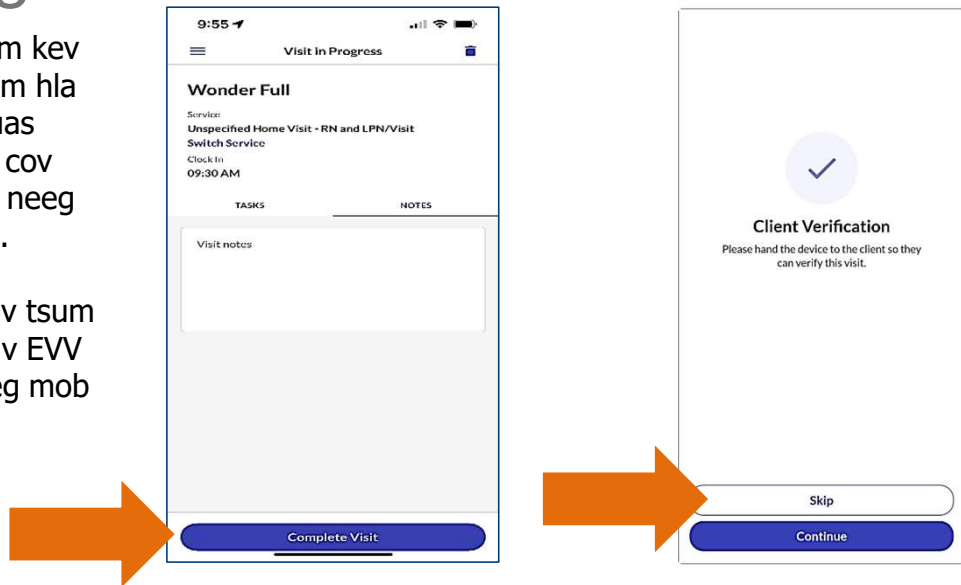
Muaj ob peb tug naj npawb uas koj yuav tsum tau paub kom muab tau EVV cov ntaub ntawv qhia paub thaum koj tuaj ntsib. Peb tau tsim qhov ntaub ntawv muab kev pab uas koj tuaj yeem hloov kho kom haum los teev tseg cov naj npawb uas koj yuav xav tau thiab khaws txhua yam cia rau hauv ib qhov chaw xwb! Daim Npav Kev Tuaj Ntsib Ntawm Tus Neeg Ua Hauj Lwm no yuav nrhiav tau nyob hauv phab vev xaib Kev Cob Qhia Cov Neeg Ua Hauj Lwm. Nws kuj muaj nyob hauv EVV Cov Ntaub Ntawv Pab thiab phab vev xaib txog Cov Lus Nug Uas Nquag Nug (FAQ). Peb tau tso txoj kab txuas ncaj qha rau nws ntawm no, ua ke ntawd, muab ua tus ntawv xim xiav.

Yog tias koj nyiam tsim koj tus kheej cov ntaub ntawv kev pab los khaws koj cov ntaub ntawv qhia paub kom muab tau yooj yim (xws li cov lus sau cim tseg hauv koj lub xov tooj, los sis hom ntawv luam tawm uas sib txawv), koj tuaj yeem siv Daim Npav Kev Tuaj Ntsib Ntawm Tus Neeg Ua Hauj Lwm los txheeb qhia txog cov ntaub ntawv qhia paub uas yuav tsum tau muaj qee yam uas muaj txiaj ntsig zoo yuav tsum tau muaj.

Keu Txheeb Xyuas Cov Hauj Lwm thiab Tus Neeg Tau Keu Pab

Thaum kawg ntawm kev tuaj ntsib, tuaj yeem hla tau kev txheeb xyuas qhov tseeb ntawm cov hauj lwm thiab tus neeg qhua txais kev pab.

Cov no tsis tas yuav tsum muaj nyob rau hauv EVV rau cov kws tu neeg mob ywj pheej.



44

Cov kws tu neeg mob ua hauj lwm ywj pheej tsis tas yuav muab cov hauj lwm ib txoj zuj zus los tso ua ke rau thaum tuaj ntsib (xws li kev pab ib tus neeg twg hnav khaub ncaws los sis pab lawv txhuam lawv cov kaus hniav) thiab tsis tas yuav muab tus tswv cuab lub npe kos tso ua ke rau kev tuaj ntsib nyob hauv qhov EVV los tau. Cov kauj ruam no yuav tshwm nyob hauv Sandata lub lab npauv tab sis tuaj yeem hla tau. Ntawm no peb muaj cov duab nab cos ntawm qhov ntawd yuav zoo li cas rau thaum kawg ntawm kev tuaj ntsib hauv lub app SMC.

Thaum koj xaus koj li kev tuaj ntsib hauv lub app, mus ncaj qha rau "Keu Tuaj Ntsib Tiav Lawm."

Hauv lub nab cos uas thov tus neeg qhua thov kev pab li kev txheeb xyuas qhov tseeb, xaiv "Hla."

Coj Koj Txoj Kev Paub Mus Siv

Muaj Tseeb los sis Tsis Muaj Tseeb?

- Cov kws tu neeg mob ua hauj lwm ywj pheej yuav tsum tau rau npe nkag thiab tawm los ntawm kev siv EVV.
- Cov kws tu neeg mob ua hauj lwm ywj pheej tsis tas yuav xa cov hauj lwm thiab tus neeg qhua txais kev pab cov npe kos los ntawm EVV.



Muaj tseeb

Muaj tseeb

45

Cia peb nres ntawm no txhawm rau qhov kev teb cov lus tsis raug cai:

Cov kws tu neeg mob ua hauj lwm ywj pheej yuav tsum tau rau npe nkag thiab tawm los ntawm kev siv EVV.

MUAJ TSEEB: Tag nrho cov npe kev cob qhia rau cov neeg ua hauj lwm tsuas yuav zoo ib yam rau cov kws tu neeg mob ua hauj lwm ywj pheej.

Cov kws tu neeg mob ua hauj lwm ywj pheej tsis tas yuav xa cov hauj lwm thiab tus neeg qhua txais kev pab cov npe kos los ntawm EVV.

MUAJ TSEEB: Tuaj yeem hla cov no tau hauv lub app, TVV, los sis FVV.

Hu rau txhawm rau Nqis Tes Ua



Tshab xyuas cov ntaub ntawv kev pab hauv phab vev xaib hais txog EVV Kev Cob Qhia Cov Neeg Ua Hauj Lwm, raws li qhov tsim nyog.

Xyuas kom paub tseeb hais tias koj muaj cov ntaub ntawv qhia paub uas koj xav tau rau kev tuaj ntsib ua daim ntawv sau nyob hauv daim npav Kev Tuaj Ntsib Ntawm Tus Neeg Ua Hauj Lwm los sis lwm qhov cuab yeej saib ua pov thawj.

46

Thov nco ntsoov tias cov uas tau sau hauv qab no tseem ceeb uas yuav tsum tau ua:

Tshab xyuas cov ntaub ntawv kev pab hauv phab vev xaib hais txog EVV Kev Cob Qhia Cov Neeg Ua Hauj Lwm, raws li qhov tsim nyog. Yog tias koj xav paub ntau ntxiv, peb pab pawg ua hauj lwm hauv EVV Lub Chaw Saib Xyuas Tus Neeg Qhua yuav npaj txhij los pab tau!

Xyuas kom paub tseeb hais tias koj muaj cov ntaub ntawv qhia paub uas koj xav tau rau kev tuaj ntsib ua daim ntawv sau nyob hauv daim npav Kev Tuaj Ntsib Ntawm Tus Neeg Ua Hauj Lwm los sis lwm qhov cuab yeej saib ua pov thawj. Teeb tsim koj tus kheej rau kev huaj vam!

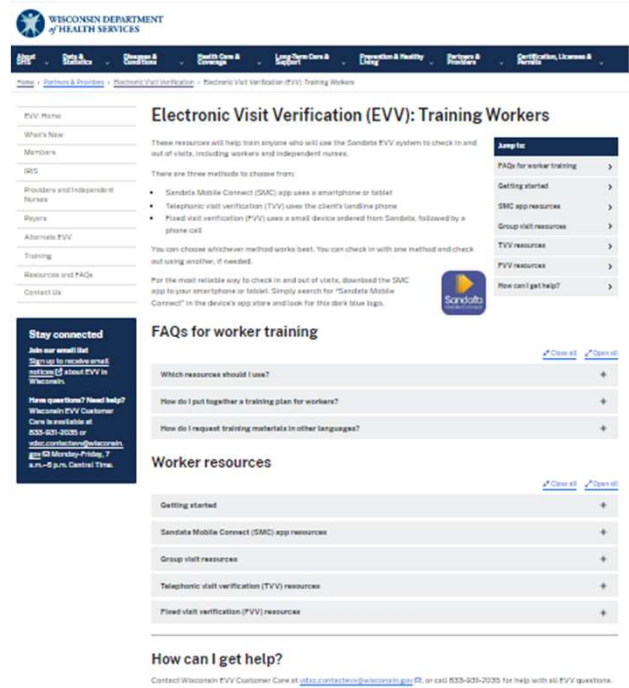
Puas xav paub ntau ntxiv?

Koj tuaj yeem nrhiav pom nws nyob rau ntawm no.

Phab vev xaib hais txog Kev Cob Qhia Cov Neeg Ua Hauj Lwm muaj cov vib dis aus thiab Cov Ntawv PowerPoints:

- EVV cov ntaub ntawv qhia paub nthuav dav
- Siv lub app SMC
- Siv TVV
- Siv FVV

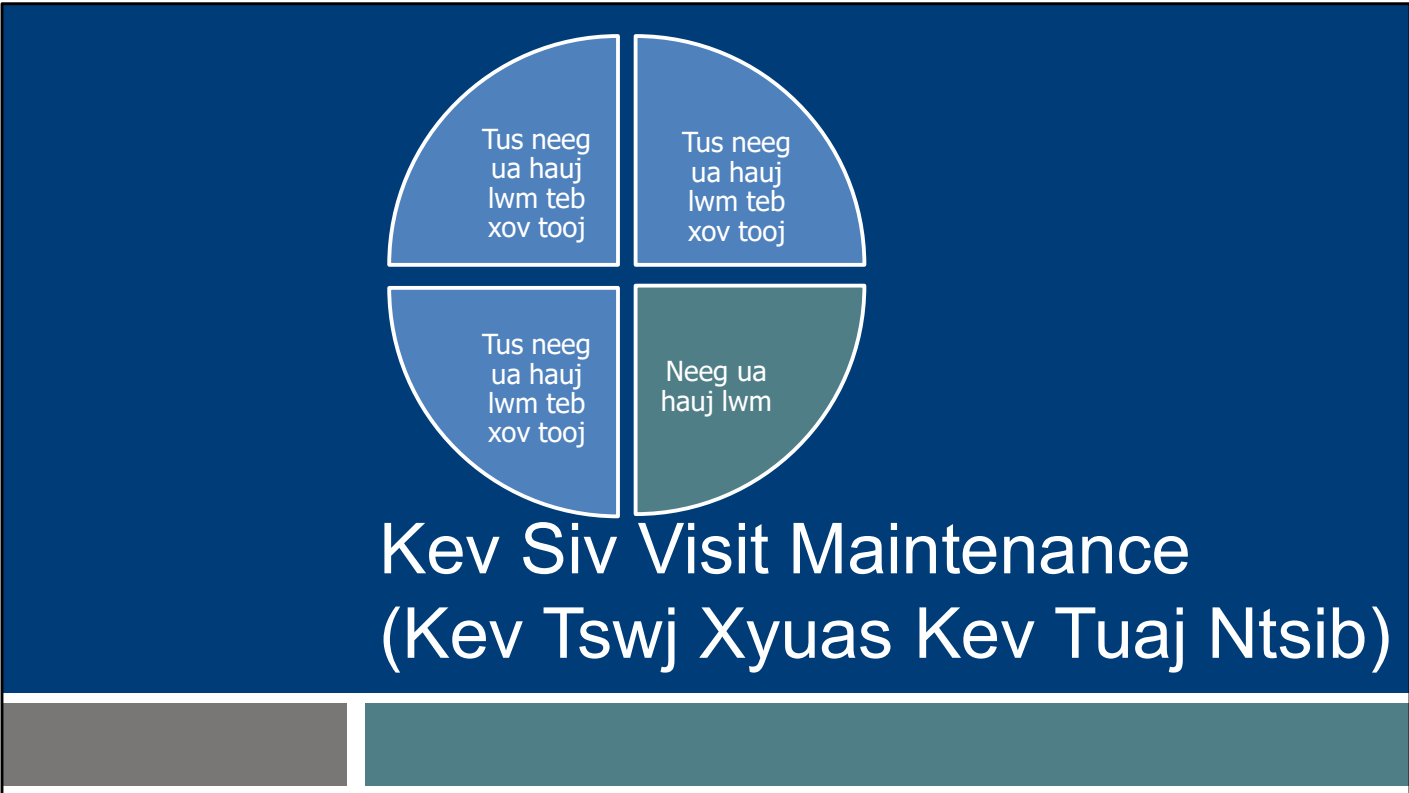
www.dhs.wi.gov/evv/training-workers.htm



Yog xav paub ntau ntxiv txog txhua qhov ntawm cov hau kev no, thov mus saib hauv peb phab vev xaib hais txog Kev Cob Qhia Cov Neeg Ua Hauj Lwm. Nyob ntawd, koj yuav pom cov vis dis aus thiab PowerPoints. PowerPoints muaj ua Lus As Kiv, Lus Hmoob, Lus Mev, thiab lwm yam lus raws li tau thov. Koj tseem yuav pom cov txuas mus rau cov peev txheej kev cob qhia ntawm Sandata rau cov neeg ua hauj lwm. Daim npav Kev Tuaj Ntsib Ntawm Tus Neeg Ua Hauj Lwm yuav muaj nyob rau ntawm no hauv feem "Los pib tau", ib yam nkaus.

Koj puas nyiam kawm los ntawm daim vib dis aus los sis los ntawm kev nyeem ntawv? Koj puas yuav siv lub app SMC nkaus xwb, los sis koj yuav siv lwm txoj hau kev sib txawv no? Muab thiab xaiv—peb muaj cov kev xaiv npaj txhij rau koj rau txhua txoj hau kev. Cov no yog cov ntaub ntawv saib ua pov thawj zoo heev yuav rub tawm los thiab coj mus tshab xyuas.

Yog tias koj xav tau kev pab ib leeg-rau-ib leeg, ces thov hu rau peb pab pawg ua hauj lwm txog EVV Lub Chaw Saib Xyuas Tus Neeg Qhua. Lawv tus email thiab xov tooj nyob rau hauv lub npov xim xiav tsaus hauv txhau phab ntawm peb cov phab vev xaib hais txog EVV. Lawv nyob ntawm no los pab txhawb nqa koj!



Thiab tam sim no daim EVV kawg nkaus, thiab lwm txoj hauj lwm EVV uas niaj hnuv ua: Kev siv Visit Verification (Kev Txheeb Xyuas Qhov Tseeb Txog Kev Tuaj Ntsib). Qhov no nyob hauv koj lub luag hauj lwm uas yog tus thawj tswj hwm.

Daim Ntawv Hais Txog Kev Ua Neej Nyob Hauv Txhua Hnub

Xyuas kom paub tseeb tias kev tuaj ntsib hauv EVV nyob rau hauv qhov txheej xwm "txheeb xyuas qhov tseeb lawm" hauv Sandata EVV portal (chaw muab kev pab saum huab cua) ua ntej koj xa cov ntawv thov nyiaj rov qab.



www.dhs.wi.gov/publications/p03124.pdf

How does the electronic visit verification record fit into the general claims process?

This overview provides a snapshot of how an electronic visit verification (EVV) visit record fits into the general claims process. Additional details about each step are provided on the following page.



Tam li yog tus thawj tswj hwm, nws yuav pab tau zoo kom pom daim duab nthuav dav, thaum pib mus txog thaum xaus. Peb daim ntawv qhia xwm txog Lub Voj Voom Kev Ua Hauj Lwm Ntawm EVV yuav teb nqe lus nug, "EVV haum rau hauv tus txheej txheem kev thov nyiaj rov qab feem nthuav dav li cas?" Nco ntsoov tsis txhob hnov qab zwm tseg daim ntawv tshaj tawm no txhawm rau ua ntaub ntawv pov thawj rau siv nyob rau yav tom ntej!

Hauv daim ntawv swb no yog txoj kab txuas thiab tus zauv QR uas yuav coj ko mus rau daim ntawv qhia xwm txog Lub Voj Voom Kev Ua Hauj Lwm Ntawm EVV. Daim ntawv qhia xwm no kuj tuaj yeem nrhiav pom tau nyob hauv feem Cov Ntaub Ntawv Qhia Pab ntawm lub vev xaib ntawm DHS EVV. Nws kuj nyob rau hauv phab vev xaib Kev Cob Qhia Rau Tus Thawj Tswj Hwm.

Peb tau tham hais txog qhov tseem ceeb ntawm tus neeg qhua txais kev pab cov ntaub ntawv qhia paub txog kev tso cai hauv Sandata EVV Portal (Chaw Muab Kev Pab Saum Huab Cua) thiab ob txoj hau kev uas tuaj yeem tshwm sim tau. Peb kuj tau saib dhau cov kev tuaj ntsib thaib koj tam li yog tus neeg ua hauj lwm yuav rau npe nkag thiab tawm tau li cas.

Kauj ruam tom ntej yog "Kev Txheeb Xyuas Qhov Tseeb." Txheeb xyuas qhov tseeb tias txhua cov ntaub ntawv qhia paub txog EVV raug muab los raug lawm. Qhov no ua tiav los ntawm **koj**, tam li yog tus thawj tswj hwm, hauv Sandata EVV Portal (Chaw Muab Kev Pab Saum Huab Cua). Koj tuaj yeem ua qhov no tau txhua hnub,

hauv txhua lwm hnuv, txhua lub lim tiam—koj txiav txim siab ntawm koj tus kheej. Peb yuav mus saib tau qee cov qauv piv txwv txog qhov no hauv Sandata lub lab npauv ib me ntsis. Tsuas yuav tuaj ntsib nrog cov ntaub ntawv qhia paub txog kev tuaj ntsib uas muaj txhij nkaus xwb—cov uas muaj qhov txheej xwm "txheeb xyuas qhov tseeb lawm"—raug xa mus rau cov neeg them nyiaj, suav nrog DHS tam li yog tus neeg them nyuam rau tus nqi-rau-kev pab cuam, txhua hnuv. Thiab tsuas yog pub siv kev mus ntsib ua tau "lees paub lawm" nkaus xwb hauv kauj ruam tom ntej.

Kauj ruam kawg nkaus yog Kev Txheeb Xyuas Qhov Ua Kom Yog. Tus neeg them nyuam lees paub tias EVV cov ntaub ntawv uas tau sau los txhawb nqa cov ntsiab lus ntxaws txog daim ntawv thov nyiaj rov qab. Yog tias tsis muaj kev tuaj ntsib hauv EVV uas tau txheeb xyuas qhov tseeb lawm, kauj ruam no tsis tuaj yeem tshwm sim tau, thiab daim ntawv thov nyiaj rov qab yuav tsis tau nyiaj them.

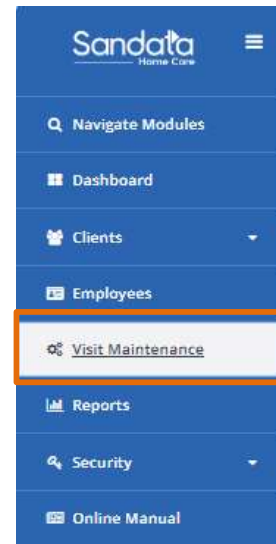
Yog li xav txog cov hauj lwm niaj hnuv ua txog lub lag luam uas tam sim no koj muaj. Feem ntau thaum twg uas koj xa cov ntawv thov nyiaj mus tam sim no? Koj yuav xyuas kom paub tseeb hais tias EVV tus txheej txheem kev txheeb xyuas qhov tseeb ua tiav tau li cas ua ntej koj xa cov ntawv thov kev them nyiaj?

Daim ntawv tshaj tawm no qhia txog cov ntaub ntawv keeb kwm yav dhau zoo. Koj tuaj yeem pom tau tias txhua cov kauj ruam sib tsim los ua ke li cas kom cov ntaub ntawv tuaj yeem khiav mus los tau.

Visit Maintenance (Kev Tswj Xyuas Qhov Kev Sib Ntsib)

Visit Maintenance (Kev Tswj Xyuas Kev Tuaj Ntsib) yog cheeb tsam ntawm Sandata EVV portal (chaw muab kev pab saum huab cua) uas cov kev tuaj ntsib nyob rau:

- Saib tau rau lub sij hawm tshwm sim kiag.
- Kho thiab tshem qhov seem tseg tawm (yuam kev).
- Lees meej tias yeej yog qib "verified (txheeb meej lawm)" ua ntej yuav xa cov ntawv sau nqi.



50

Hauv daim vib dis aus, Tus Kws Muab Kev Pab Cuam Pat tau hais cia tias yog tias nws ua tej yam yuam kev los sis tsis hnov qab, tus thawj tswj hwm tuaj yeem kho kom raug tau. Cov kws tu neeg mob ua hauj lwm ywj pheej, uas yuav yog koj! Cia peb los saib luv-luv seb qhov ntawd tshwm sim hauv Sandata lub lab npauv li cas.

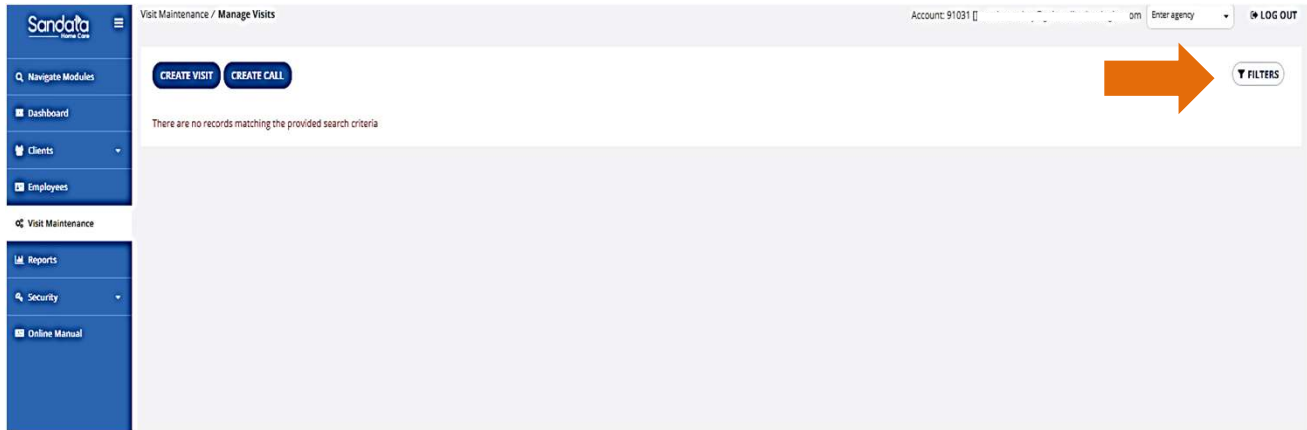
Nov no yog daim duab nab cos ntawm Sandata EVV Portal (Chaw Muab Kev Pab Saum Huab Cua) daim nab cos qhia xwm. Visit Maintenance (Kev Tswj Xyuas Kev Tuaj Ntsib) yog cheeb tsam hauv Sandata EVV Portal (Chaw Muab Kev Pab Saum Huab Cua) uas cov kev tuaj ntsib nyob rau:

- Saib tau rau lub sij hawm tshwm sim kiag.
- Kho thiab tshem qhov seem tseg tawm (yuam kev).
- Lees meej tias yeej yog qib "verified (txheeb xyuas lawm)" ua ntej yuav xa cov ntawv sau nqi dhau ntawm EVV.

Nov yog qhov chaw uas koj yuav ua hauj lwm ntawm kev txheeb xyuas qhov kev sib ntsib. Mus rau cheeb tsam no ntawm Sandata EVV portal (chaw muab kev pab saum huab cua) los ntawm kev nias rau ntawm txoj kab txuas Visit Maintenance (Kev Tswj Xyuas Kev Tuaj Ntsib).

Visit Maintenance (Kev Tswj Xyuas Qhov Kev Sib Ntsib)

Nias rau ntawm Filters (Lub Txheeb Lim).



51

Nias rau ntawm Filters (Lub Txheeb Lim).

Visit Maintenance (Kev Tswj Xyuas Qhov Kev Sib Ntsib)

- Ntxiv tus qauv kev tshawb nrhiav.
- Nias rau Apply Filters (Siv Lub Txheeb Lim).

Filters

From Date * 07/22/2024

To Date * 07/22/2024

Client Enter Client

Employee Enter Employee

Payer Select Payer

Program Select Program

Service Select Service

Category Select Category

Visit Status Select Visit Status

Client Medicaid ID Enter Client Medicaid ID

Filter Visits By All Visits

Exception Types * Select Exception Types

Call Type Select Call Type

Employee Other ID Enter Employee Other ID

Supervisors Select Supervisors

Department Select Department

Group Visit Code Select Group Visit Code

CLEAR APPLY FILTERS

RESET SAVE SETTINGS

52

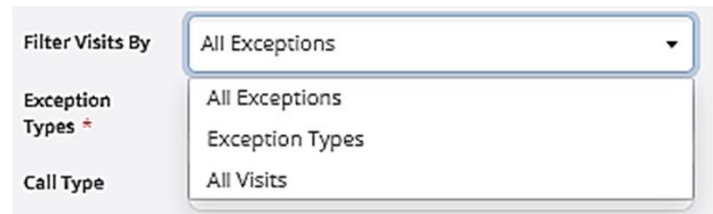
Txij ntawm no mus, koj yuav muaj lub sij hawm los tshawb nrhiav tau ntau los sis qee qhov kev mus ntsib raws li koj xav tau, rov qab mus rau qhov pib ntawm koj tus as khauj Sandata EVV portal (Chaw Muab Kev Pab Saum Huab Cua). Muaj ob peb qhov kev tshawb nrhiav uas tuaj yeem pab koj ua kom nqaim tuaj hauv kev nrhiav pom.

Siv cov mes nus xaiv nqis hauv txhua kab. Sau rau hauv cov seem uas xav tau – rau ncu hnuv tim, tus neeg tau kev pab lub npe, neeg ua hauj lwm lub npe, los sis lwm yam ntaub ntawv. Koj tuaj yeem tseg kom qee seem khoob los tau.

Visit Verification (Kev Txheeb Meej Qhov Kev Sib Ntsib)

Siv kab **Filter Visits By (Lim Cov Kev Tuaj Ntsib Raws)** kom xaiv tau cov kev tuaj ntsib suav nrog:

- All Exceptions (Tag Nrho Cov Kev Seem Tseg)
- Exception Types (Cov Hom Kev Seem Tseg)
- Tag Nrho Cov Kev Tuaj Ntsib (pom zoo kom siv)



The image shows a software interface for filtering visits. It features a dropdown menu titled "Filter Visits By" with the current selection "All Exceptions". Below the dropdown, there are three filter categories: "Exception Types" (marked with a red asterisk), "Call Type", and "All Visits". The dropdown menu is open, showing the selected option and the other two options.

Kev xaiv uas muaj kev lim ib zaug yog kab "Lim Cov Kev Tuaj Ntsib Raws".

Cov lus qhia tseem ceeb: Nco ntsoov xyuas tas li kom paub tseeb tias seem no nthuav tshwm qhov koj xav tau. Los ntawm qhov xub thawj, qhov tshau no yog teeb ua "All Exceptions (Tag Nrho Cov Kev Seem Tseg)." Kev lim uas tsis yog rau "Cov Kev Tuaj Ntsib Tag Nrho" yog tib txoj hau kev yuav pom tau cov kev tuaj ntsib uas nyob hauv qhov txheej xwm uas txheeb xyuas qhov tseeb lawm nkaus xwb, ua ke nrog cov uas xav tau kev kho kom raug.

Kho Qhov Kev Zam

Santra ID: 000509512

CLIENT NAME	EMPLOYEE NAME	SERVICE	VISIT DATE	CALL IN	CALL OUT	C
CLAMMERTON, CLAMMY	Sc [redacted] Jni	Nursing Assessment or Eval/Visit	07/09/2024	10:49 AM		
Adams, John	Caregiver, Amber	Home Health Aide or CNA/Visit	07/03/2024			
	Caregiver, Amber	Personal Care Svc/15min	06/19/2024		12:42 PM	
Foundations, Sample	Caregiver, Martha	PCS Nurse Supervisory Visit/Visit	06/18/2024	08:00 AM	02:00 PM	0
Adams, John	B [redacted] ain	Personal Care/Day	06/12/2024	04:00 AM	06:00 AM	0
BILL [redacted]	B [redacted] ain	Unspecified Therapeutic Procedure - OT/Visit	06/12/2024	08:00 AM	10:00 AM	0
CLAMMERTON, CLAMMY	Bi [redacted] ain	Nursing Assessment or Eval/Visit	06/12/2024	02:00 AM	04:00 AM	0
(949)491-6758			06/12/2024	02:41 PM		
Adams, John	Bi [redacted] ain	Home Health Aide or CNA/Visit	06/11/2024	04:00 AM	06:00 AM	0

T



Visits Without Out-Calls

Yog tias koj lim cov kev tuaj ntsib raws Cov Kev Tuaj Ntsib Tag Nrho, koj yuav pom cov kev tuaj ntsib uas ua tiav thiab cov uas xav tau kev muab siab rau. Daim ntawv teev npe txhij txhua no kuj tuaj yeem pab tau zoo rau koj kom pom seb puas muaj cov kev tuaj ntsib rau qhov uas koj tau hnov qab rau npe nkag thiab tawm.

Hauv qhov qauv piv txwv no, peb pom ntau cov teev uas qhia pom txog qhov uas cov ntaub ntawv qhia paub tsis muaj, los sis yuav tsum tau muaj cov kev kho kom raug. Txhua qhov ntawm cov teev no yog "qhov kev zam." Thaum koj tso koj tus xub taw (cursor) dhau qhov kev seem tseg, cov lus yuav piav qhia. Qhov no ua rau pom tau yooj yim seb cov ntaub ntawv qhia paub twg xav tau kev kho kom raug.

Qhov no yog los ntawm peb lub vev xaib sim, uas peb txhob txwm ntaus yuam kev rau—yog li tsis txhob txhawj: koj daim ntawv teev txog cov kev tuaj ntsib zoo li yuav nuaj cov kev zam tsawg zog. Tej zaum koj ho muaj daim ntawv teev no yam tsis muaj cov kev zam twg kiag li—txhua qhov kev tuaj ntsib hauv qhov txheej xwm tau txheeb xyuas qhov tseeb lawm, tsis tas yuav kho los tau.

Los ntawm kev xaiv—nias rau ntawm—lub teev, nws yuav coj koj mus rau lub nab cos cov ntsiab lus ntxaws txog kev tuaj ntsib. Nyob ntawd koj tuaj yeem kho cov ntaub ntawv qhia paub hauv kab ntawv ntawd kom raug. Daim ntawv swb tom ntej qhia pom txog qhov ntawd saib pom zoo li cas.

Kho Qhov Kev Zam

Ntaus cov ncauj lus txog qhov hu tuaj uas tsis muaj. Xaiv tus reason code and resolution code (zauv cim laj thawj thiab zauv cim kev daws teeb meem) ntawm qhov chaw rub tau los. Nias rau Add (Ntxiv Rau).

The screenshot shows a web form titled "Add Manual Call". It contains several input fields: "Call Date MM/DD/YYYY" (with a calendar icon), "Call Time HH:MM AM/PM" (with a clock icon), "Service" (a dropdown menu), and "Time Zone" (a dropdown menu). Below these are "Location" (a dropdown menu) and "Reason Code" (a dropdown menu). To the right of "Reason Code" is a "Resolution Code" dropdown menu and a "Reason Note" text input field. A blue "SAVE" button is located at the bottom right. Two orange boxes highlight the "Call Date", "Call Time", "Location", "Reason Code", and "Resolution Code" fields. A large orange arrow points downwards from the "SAVE" button.

55

Ntawm no yog qhov piv txwv ntawm kev ntaus cov ntaub ntawv kev rau npe tawm, hnuv tim thiab sij hawm uas tsis muaj rau.

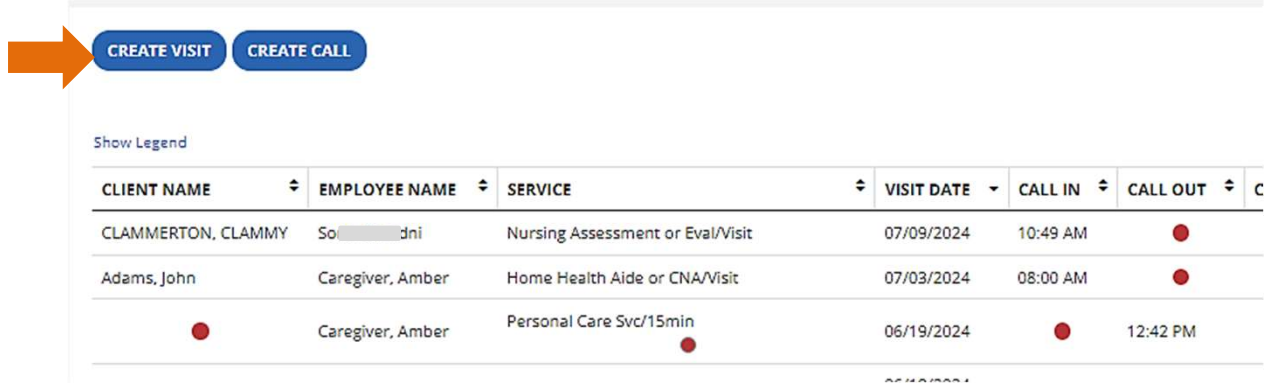
Kev kho txhua zaus yuav tseev kom koj xaiv tus zauv qhov laj thawj thiab tus zauv txoj hau kev daws teeb meem los ntawm cov mes mus xaiv nyob hauv qab kawg thiab.

Nias rau Add (Ntxiv Rau).

Ntawd yog txhua yam uas muaj lawm xwb: xaiv qhov teev, thiab tom qab ntawd kho cov ntaub ntawv qhia paub kom raug. "Xaiv thiab kho kom raug."

Tsim Kev Tuaj Ntsib Uas Tsis Muaj Ntawv rau

Ntxiv qhov kev tuaj ntsib uas tau hnob qab ntawd nrog lub pob **Create Visit (Tsim Kev Tuaj Ntsib)**.



The screenshot shows a software interface with two buttons: 'CREATE VISIT' and 'CREATE CALL'. Below the buttons is a table with the following data:

CLIENT NAME	EMPLOYEE NAME	SERVICE	VISIT DATE	CALL IN	CALL OUT
CLAMMERTON, CLAMMY	Sol [redacted] dni	Nursing Assessment or Eval/Visit	07/09/2024	10:49 AM	[red dot]
Adams, John	Caregiver, Amber	Home Health Aide or CNA/Visit	07/03/2024	08:00 AM	[red dot]
[red dot]	Caregiver, Amber	Personal Care Svc/15min	06/19/2024	[red dot]	12:42 PM

Koj puas tau hnob qab teev tseg kev tuaj ntsib tag nrho? Koj tuaj yeem tsim "kev tuaj ntsib ntawm koj tus kheej" tau los ntawm kev sau tag nrho cov ntaub ntawv nkag mus rau hauv Sandata portal (chaw muab kev pab saum huab cua).

Qhov no siv tsis tau zoo ib yam li Tus Neeg Ua Hauj Lwm Koj uas zau cov ntaub ntawv nyob rau thaum muab kev pab cuam kiag, tab sis nws muaj rau koj siv tau thaum koj xav tau.

Lub pob Create Visit (Tsim Kev Tuaj Ntsib) yuav qhib lub nab cos uas coj koj mus rau tag nrho cov ntaub ntawv qhia paub uas koj xav tau los ntaus nkag cov kev tuaj ntsib tag nrho rau ntawm koj tus kheej. Nws suav nrog lub npov kos los kho hnuv tim rau cov kev tuaj ntsib uas hla ib hmos lawm kom haum.

Coj Koj Txoj Kev Paub Mus Siv

Muaj Tseeb los sis Tsis Muaj Tseeb?

- Cov kev zam qhia pom txog qhov uas yuav tsum tau muaj cov ntaub ntawv qhia paub.
- Tuaj yeem ua cov kev kho kom raug hauv Sandata EVV portal (chaw muab kev pab saum huab cua), suav nrog kev ntxiv kev tuaj ntsib tag nrho uas hnov qab ntawd rau.



Muaj tseeb

Muaj tseeb

57

Cia peb nres ntawm no txhawm rau qhov kev teb cov lus tsis raug cai:

Cov kev zam qhia pom txog qhov uas yuav tsum tau muaj cov ntaub ntawv qhia paub.

MUAJ TSEEB: Cov kev zam yuav tshwm tawm los nrog cov teev. Xaiv lub teev kev zam thiab kho cov ntaub ntawv qhia paub kom raug.

Tuaj yeem ua cov kev kho kom raug hauv Sandata EVV portal (chaw muab kev pab saum huab cua), suav nrog kev ntxiv kev tuaj ntsib tag nrho uas hnov qab ntawd rau.

MUAJ TSEEB: Ua kom paub tseeb hais tias tag nrho cov kev xam hauv qhov txheej xwm "txheeb xyuas qhov tseeb lawm"—tsis muaj cov kev yuam kev los sis ntaub ntawv uas tsis muaj--yog qhov tseem ceeb! Yog tias kev tuaj ntsib muaj cov kev zam, tus neeg them yuav tsis tau txais nws rau kev piv rau koj daim ntawv thov kev them nyiaj.

Puas xav paub ntau ntxiv?

Koj tuaj yeem nrhiav pom nws nyob rau ntawm no.

Resource Title and Languages

[EVV Visit Maintenance, P-02754, in English, Hmong, Spanish](#)

[Refresher Training: Overview of Visit Maintenance, in English](#)

[Refresher Training: Visit Maintenance and Call Edits, in English](#)

[Refresher Training: Visit Maintenance and Clearing Exceptions, in English](#)

www.dhs.wi.gov/evv/training-administrators.htm



WISCONSIN DEPARTMENT OF HEALTH SERVICES

Electronic Visit Verification (EVV): Administrator Training

New! Live Webinars for Independent Nurses and Providers

Administrator Training

Administrator FAQs

Administrator tutorials and refreshers

Puas xav paub ntau ntxiv?

Peb tau txais nws lawm! Thov saib hauv peb phab vev xaib qhia txog Kev Cob Qhia Rau Tus Thawj Tswj Hwm thiab qhib feem "Visit maintenance (Kev tswj xyuas kev tuaj ntsib)". Qhov ntawd, koj yuav pom:

- EVV Visit Maintenance (Kev Tswj Xyuas Kev Sib Ntsib ntawm EVV) PowerPoint: Kev siv Sandata EVV Portal (Chaw Muab Keb Pab Saum Huab Cua) rau fab kev tswj hwm
- Kev Cob Qhia Tshab Xyuas Kev Paub: Daim duab tag nrho ntawm qhov vis dis aus Visit Maintenance (Kev Tswj Xyuas Mus Ntsib)
- Kev Cob Qhia Tshab Xyuas Kev Paub: Qhov vis dis aus Visit Maintenance (Kev Tswj Xyuas Kev Mus Ntsib) thiab Kev Kho Kev Hu Xov Tooj
- Kev Cob Qhia Tshab Xyuas Kev Paub: Vis dis aus Tswj Xyuas Kev Mus Ntsib thiab Tshem Tawm Cov Kev Zam

Cov Lus Nug Txog EVV Uas Keev Pom

Cia peb los saib rau qee cov nqe lus nug uas nquag nug uas cov kws tu neeg mob ua hauj lwm ywj pheej tau muaj. Yog tias peb cov ntawv swb dhau los yog cov daim ncuav phom, qhov no yog lub hau kas lees (ice cream).

EVV thiab Kev Kho Kom Tus Lej Txwm

Private Duty Nursing (Kws Tu Neeg Mob Ntiag Tug) (Cov Cai Pab Cuam 99504, S9123, S9124)

- Cov lab npaav EVV siv lub tswv yim kev xav ntawm kev kho kom tus lej txwm zoo tib yam uas yuav tsum tau muaj rau cov kws muab kev pab cuam kho mob hauv ForwardHealth txoj cai.
- EVV cov chav saib xyuas yuav **tsum sib npaug los sis ntau dua** cov chav nyob ntawm qhov kev thov kom ntxaws los sis yog tsis li ntawd qhov kev thov yuav tsis raug lees paub.

Qauv ua piv txwv:

Tus neeg ua hauj lwm rau npe nkag ntxov—7:45 teev sawv ntxov.

Rau npe tawm lig—4:05 teev tsaus ntuj.

- Cov zaum uas tau xa ntawv sau nqi tuaj rau = 8 zaus
 - EVV cov zaum kev tuaj ntsib = 8.3 zaus

Tej zaum cov chav EVV yuav sib npaug los sis ntau dua li cov chav nyob uas raug sau nqi.

60

Daim ntawv swb no sib tham txog lub tswv yim kev xav txog kev kho tus lej kom txwm ntawm lub lab npaav EVV. Cov nqe lus nug uas peb tau tais hauv yav dhau los tau muaj "Yuav muaj dab tsi tshwm sim yog tias kuv rau npe nkag rau kuv li kev tuaj ntsib ntxov zog li tsib feeb?" los sis "Yuav muaj dab tsi tshwm sim yog tias kuv rau npe tawm ntawm kuv qhov kev tuaj ntsib lig zog li tsib feeb lawm?" Qhov no yuav hais txog qhov ntawd.

Thov nco ntsoov hais tias cov lab npaav EVV siv lub tswv yim kev xav ntawm kev kho kom tus lej txwm zoo tib yam uas yuav tsum tau muaj rau cov kws muab kev pab cuam kho mob ib yam li ForwardHealth txoj cai. EVV cov chav saib xyuas yuav tsum sib npaug los sis ntau dua cov chav nyob ntawm qhov kev thov kom ntxaws los sis yog tsis li ntawd qhov kev thov yuav tsis raug lees paub.

Nyob hauv qhov qauv piv txwv hauv daim ntawv swb no, tau muab tau cov zaum ntawm EVV ntau dua lub sij hawm uas tau xa ntawv sau nqi tuaj rau. Daim ntawv thov kev them nyiaj yuav them rau cov sij hawm ntawm EVV uas tuav tau los taus.

Peb kuj tau hnov lawm txog yam yuav tshwm sim yog tias kuv qhov sij hawm ua hauj lwm sib tshooj nrog lwm tus kws tu neeg mob li? Tsis ua li

cas. Rau npe nkag thaum koj pib koj qhov kev tuaj ntsib, thiab rau npe tawm thaum koj li kev tuaj ntsib kawg. Tom qab ntawd, thaum koj xa koj daim ntawv thov kev them nyiaj uas nyob sab nraud ntawm EVV ces siv cov kev coj ua zoo tib yam li uas koj ua tam sim no.

Kev Xa Cov Ntaub Ntawv Qhia Paub Txog EVV thiab Kev Sau Nqi

- Nws tuaj yeem siv sij hawm ntev txog ob hnuv rau Sandata xa cov ntaub ntawv qhia paub txog EVV mus rau tus neeg them nyiaj.
- Hauv tus nqi rau kev pab cuam, yog tias koj xa daim ntawv sau nqi ua ntej cov ntaub ntawv qhia paub txog EVV xa mus:
 - Koj daim ntawv thov kev them nyiaj yuav ncuav tseg tos li ob hnuv thiab tom qab ntawd rov kuaj xyuas rau EVV cov ntaub ntawv.
 - Yog tias nrhiav tsis pom EVV cov ntaub ntawv, ces yuav them daim ntawv thov kev them nyiaj no.
- **Cov Kev Coj Ua Uas Zoo Tshaj Plaws:** Ua ntej koj yuav xa ntawv sau nqi, xyuas kom paub tseeb tias kev tuaj ntsib hauv EVV nyob rau hauv qhov txheej xwm txheeb xyuas qhov tseeb lawm hauv Sandata EVV Portal (Chaw Muab Kev Pab Saum Huab Cua). Kev muab sij hawm zoo heev los xa daim ntawv sau nqi yog ob hnuv tom qab muab kev pab cuam.

Nws tuaj yeem siv sij hawm ntev txog ob hnuv rau Sandata xa cov ntaub ntawv qhia paub txog EVV mus rau cov neeg them nyiaj.

Hauv tus nqi rau kev pab cuam, yog tias koj xa daim ntawv sau nqi ua ntej cov ntaub ntawv qhia paub txog EVV yuav tuaj txog (nco ntsoov, qhov no yuav siv sij hawm li ib txog ob hnuv), koj tus nqi-rau-kev pab cuam daim ntawv thov kev them nyiaj yuav ncuav tseg ob hnuv.

Yog tias tom qab ntawd nrhiav tsis pom EVV cov ntaub ntawv, ces yuav them daim ntawv thov kev them nyiaj no.

Tom qab ob hnuv lawm, yog tias nrhiav tsis pom cov ntaub ntawv qhia paub txog EVV sib phim, ces yuav tsis lees them rau daim ntawv thov kev them nyiaj. Koj yuav tau ua cov kev kho kom raug twg uas tsim nyog rau kev tuaj ntsib ntawm EVV los sis daim ntawv thov kev them nyiaj thiab rov xa daim ntawv thov kev them nyiaj.

Rau daim ntawv thov kev them nyiaj ntawm HMO los sis MCO, thov tiv tauj koj tus neeg them nyiaj hais txog lawv qhov kev lis.

Qhov yuav ua tau zoo tshaj plaws: peb xav kom koj ua kom paub tseeb tias koj cov kev tuaj ntsib hauv EVV tau txais kev txheeb xyuas qhov tseeb hauv koj lub Sandata EVV Portal (Chaw Muab Kev Pab Saum Huab Cua) ua ntej koj xa koj cov ntawv thov kev them nyiaj mus.

Kev Lis Hauj Lwm Ntawm Kev Thov Ntawm Fee-for-Service (Tus Nqi-rau-Kev Pab Cuam) Ntawm EVV

Lus Piav Qhia txog Cov Zauv Txiaj Ntsig rau EVV



Tus Zauv EOB	Nws txhais tau li cas	Koj yuav tuaj yeem ua tau li cas
1047	Nrhiav tsis tau qhov sib ntsib EVV	Xyuas kom paub tseeb tias “verified visit (kev tuaj ntsib tau txais kev tshuaj xyuas qhov tseeb lawm)” nyob hauv Sandata EVV Portal (Chaw Muab Kev Pab Saum Huab Cua). Rov xav cov ntsiab uas raug tsis kam lees dua tshiab.
1048	Cov nyob ntawm EVV tsis ua raws li qhov xav tau ntawm kev mus saib	Sib piv sij hawm ntawm EVV rau cov nqi them thiab kev kho kom raug. Rov xav cov ntsiab uas raug tsis kam lees dua tshiab.

Koj Remittance Advice (Tswv Yim Pab Txog Kev Xa Nyiaj) txog tus nqi-rau-kev pab cuam yog ib qho cuab yeej uas zoo heev yuav siv tau. Hauv qhov ntawd, koj yuav pom cov ntaub ntawv qhia paub hais txog seb daim ntawv thov kev them nyiaj tau them los sis tsis pom zoo them li cas. Yog tias nws tsis lees them, tus zauv ntawm explanation of benefit (lus piav qhia txog txiaj ntsig) (EOB) yuav tshwm tawm los. Ntawm no yog ob cov zauv EOB rau EVV:

EOB tsab lus #1047, uas tau piav qhia "Electronic Visit Verification (Kev Txheeb Npe Hauv Tshuab Hluav Taws Xob Thaum Sib Ntsib) nrhiav tsis pom kev mus ntsib hauv lub lab npauv." Qhov ntawd txhais tau hais tias txhua cov ntaub ntawv txog kev mus ntsib tsis nyob rau hauv qib kev lees paub lawm los sis tsis raug nthos cia tag nrho li.

- Kuaj xyuas Sandata EVV portal (chaw muab kev pab saum huab cua).
- Yog tias tsis muaj kev tuaj ntsib nyob hauv lub lab npauv EVV, ces ua txuas mus ntxiv tau thiab tsim kev tuaj ntsib ntawm yus tus kheej tau.
- Yog tias pom muaj kev tuaj ntsib nyob ntawd, kho cov kev zam koj haum.

Thaum cov seem tseg tau raug kho los yog kev mus ntsib phau ntawv tau tsim, tus lis tuav ntaub ntawv yuav tsum paub meej tias qhov kev mus ntsib tam sim no nyob rau hauv qib kev lees paub lawm. Yog tias muaj, yuav tsum rov xa daim ntawv thov kev them nyiaj kom tau kev them nyiaj.

EOB tsab lus #1048 hais txog, "Electronic visit verification (Kev Txheeb Npe Hauv Tshuab Hluav Taws Xob Thaum Sib Ntsib) cov chav hauv lub lab npauv tsis haum nrog qhov yuav tsum tau mus ntsib." Hais ua lwm yam, cov zaum hauv kev tuaj ntsib hauv EVV tau muaj tsawg dua qhov ntau ntawm cov zaum uas tau xa tuaj sau

nqi. Cov zaum yuav tsum sib npaug rau los sis ntau dua qhov ntau ntawm cov zaum uas tau xa tuaj sau nqi.

- Yog tias cov zaum uas tau xa tuaj sau nqi nyob hauv daim ntawv thov kev them nyiaj tsis raug lawm, kho daim ntawv thov kev them nyiaj kom raug, thiab rov xa dua.
- Yog tias cov zaum ntawm EVV tsis raug lawm, ces kho lawv kom raug nyob hauv Sandata EVV Portal (Chaw Muab Kev Pab Saum Huab Cua), thiab lees paub tias qhov kev tuaj ntsib muaj qhov txheej xwm uas txheeb xyuas qhov tseeb lawm. Yog tias muaj, yuav tsum rov xa daim ntawv thov kev them nyiaj kom tau kev them nyiaj.

Koj xav tau nyiaj. Peb xav kom koj tau nyiaj ib yam thiab!

Cov Ntaub Ntawv Tsub Nqi Fee-for-Service (Them rau Kev Pab Cuam)

- [ForwardHealth Portal \(Chaw Muab Kev Pab Saum Huab Cua\) Kev Rov Xa Daim Ntawv Thov Tsub Nqi Uas Raug Tsis Kam Lees Txais](#): Kev tshawb nrhiav, hloov pauv, thiab rov xa daim ntawv thov tsub nqi
- [ForwardHealth Portal \(Chaw Muab Kev Pab Saum Huab Cua\) Cov Ntaub Ntawv Qhia Txog Qib Ntawm Cov Ntaub Ntawv Thov Tsub Nqi](#): Tshawb nrhiav kev thov tsub nqi thiab saib cov qib ntawm Kev Them Nqi, Tsis lees, Ncu, Kho
- ForwardHealth Tus Kws Muab Cov Kev Pab Cuam Lub Chaw Txais Xov Tooj:
800-947-9627
Hnub Monday txog Friday, 7 teev sawv ntxov–6 teev tsaus ntuj Lub sij hawm nruab nrab teb
Cov lus nug hais txog kev sau npe, txoj cai, thiab kev tsub nqi
- ForwardHealth [cov sawv cev sib raug zoo rau tus kws muab kev pab cuam](#): Pab nrog kev tsub nqi thiab cov lus nug txog kev lis cov kev thov tsub nqi

Thaum peb EVV Pab Pawg Saib Xyuas Cov Neeg Siv Khoom yog qhov zoo tshaj plaws rau EVV cov lus nug, koj tuaj yeem muaj lus nug tshwj xeeb rau cov nqi them rau kev pab cuam thiab kev them nqi.

Koj tuaj yeem nkag cuag tau rau cov chaw muab kev pab uas twb muaj lawm ntawm ForwardHealth Portal (Chaw Muab Kev Pab Saum Huab Cua), nthuav qhia nyob rau ntawm no. Muaj cov ntawv qhia luv-luv uas tuaj yeem pab tau.

Yog tias koj xav tham txog koj cov lus nug txog kev tsub nqi thiab kev them nqi, ForwardHealth Tus Kws Muab Cov Kev Pab Cuam Lub Chaw Txais Xov Tooj muaj los pab tau. Tsis tas li ntawd, ForwardHealth cov neeg sawv cev rau kev sib raug zoo kuj tuaj yeem los pab tau. Nrhiav tus neeg sawv cev uas tau raug los leg dej num uas yog ib feem ntawm Wisconsin hauv tus kab txuas uas tau muab tseg.

Coj Koj Txoj Kev Paub Mus Siv

Muaj Tseeb los sis Tsis Muaj Tseeb?

- Yog tias tsis lees them rau daim ntawv thov kev them nyiaj, tsis muaj dab tsi yuav ua tau lawm.
- Qhov kev tuaj ntsib hauv EVV yuav tsum qhia pom qhov ntev sib npaug rau los sis ntau dua qhov uas muaj nyob hauv daim ntawv thov kev them nyiaj.



Tsis muaj tseeb

Muaj tseeb

64

Cia peb nres ntawm no txhawm rau qhov kev teb cov lus tsis raug cai:

Yog tias tsis lees them rau daim ntawv thov kev them nyiaj, tsis muaj dab tsi yuav ua tau lawm.

TSIS MUAJ TSEEB. Siv cov zauv lus piav qhia txog txiaj ntsig kom nkag siab txog qhov teeb meem thiab kho kom raug. Yog tias koj xav kom tau nyiaj them—thiab peb xav kom koj tau nyiaj them!

Qhov kev tuaj ntsib hauv EVV yuav tsum qhia pom qhov ntev sib npaug rau los sis ntau dua qhov uas muaj nyob hauv daim ntawv thov kev them nyiaj.

MUAJ TSEEB: Yog tias kev tuaj ntsib hauv EVV luv zog, ces yuav tsis lees them daim ntawv thov kev them nyiaj no. Yog tias kev tuaj ntsib hauv EVV ntev zog los sis zoo tib yam, ces tsis ua cas.

Hu rau txhawm rau Nqis Tes Ua



Ua kom swm nrog koj cov zauv RAs
thiab EOB.

Tau txais cov lus teb rau koj cov lus nug.

Thov nco ntsoov tias cov uas tau sau hauv qab no tseem ceeb uas yuav tsum tau ua:

Ua kom swm nrog koj Remittance Advices (Cov Tswv Yim Pab Txog Kev Xa Nyiaj) thiab cov zauv EOB. Cov ntaub ntawv qhia paub nyob hauv lawv yeej nyob ntawd los pab!

Tau txais cov lus teb rau koj cov lus nug. Kev paub yog lub hwj chim! Muaj cov ntaub ntawv muab kev pab ntau yam uas koj tuaj yeem siv tau.

Puas xav paub ntau ntxiv?

Koj tuaj yeem nrhiav pom nws nyob rau ntawm no.

Resource Title and Languages

[Fee-for-Service EVV Administrator Training: Claim Edits, in English](#) 🗣️

[Fee-for-Service EVV Administrator Training: Claim Edits, P-03570, in English, Hmong, Spanish](#)

www.dhs.wi.gov/evv/training-administrators.htm

The screenshot shows the Wisconsin Department of Health Services website. The main heading is "Electronic Visit Verification (EVV): Administrator Training". There are sections for "New! Live Webinars for Independent Nurses and Providers", "Administrator Training", "Administrator FAQs", and "Administrator tutorials and refreshers". An orange arrow points from the URL in the text to the "Fee-for-Service EVV Administrator Training: Claim Edits, in English" link in the screenshot.

Puas xav paub ntau ntxiv?

Peb tau txais nws lawm! Thov mus saib peb phab vev xaib hais txog Kev Cob Qhia Cov Thawj Tswj Hwm thiab qhib feem "Fee-for-service claims (cov ntawv thov kev them tus nqi-rau-kev pab caum)". Qhov ntawd, koj yuav pom:

Fee-for-Service (Tus Nqi-Rau-Kev Pab Cuam) EVV Qhov Kev Cob Qhia Rau Tus Thawj Tuav Tswj: Cov Kev Kho Daim Ntawv Thov Kev Them Nyiaj, raws li daim vib dis aus los sis daim ntawv PowerPoint.

Nrhiav txog cov hww tsam los koom nrog hauv lub rooj kev qhia kawm paub (webinar) hauv vev xaib txog Cov Kev Kho Daim Ntawv Thov Kev Them Nyiaj, ib yam nkaus thiab!

Cov Kauj Ruam Tom Ntej

Cov Kev Coj Ua Uas Zoo Tshaj Plaws

- Lees paub txog (PALs) los sis ntxiv cov kev tso cai ntawm tus neeg qhua txais kev pab (tsis yog PALs) hauv koj lub lab npauv EVV kom raws sij hawm. Xyuas kom paub tseeb hais tias cov ntaub ntawv qhia paub ntawm tus neeg qhua txais kev pab hauv Sandata ua tiav lawm thiab raug lawm.
- Tshab xyuas EVV cov kev tuaj ntsib hauv Sandata EVV Portal (Chaw Muab Kev Pab Saum Huab Cua) yam tsis tu ncuu los nrhiav txog cov kev yuam kev thiab cov kev tuaj ntsig uas tsis tau teev tseg.
- Kho cov kev zam kom raug, thiab lees paub tag nrho cov kev tuaj ntsib muaj nyob hauv qhov txheej xwm tau txheeb xyuas qhov tseeb lawm ua ntej yuav xa cov ntawv thov kev them nyiaj tawm sab nraud ntawm EVV.

68

Peb xav kom koj koj cov kev coj ua zoo tshaj plaws ob peb yam los siv:

- Lees paub txog (PALs) los sis ntxiv cov kev tso cai ntawm tus neeg qhua txais kev pab (tsis yog PALs) hauv koj lub lab npauv EVV kom raws sij hawm. Xyuas kom paub tseeb hais tias cov ntaub ntawv qhia paub hauv Sandata ua tiav lawm thiab raug lawm.
- Tshab xyuas EVV cov kev tuaj ntsib hauv koj lub lab npauv EVV tsis tu ncuu los nrhiav txog cov kev yuam kev thiab cov kev tuaj ntsig uas tsis tau teev tseg.
- Kho cov kev zam kom raug thiab lees paub tag nrho cov kev tuaj ntsib muaj nyob hauv qhov txheej xwm tau txheeb xyuas qhov tseeb lawm ua ntej yuav xa cov ntawv thov kev them nyiaj tawm sab nraud ntawm EVV.

Cov Kauj Ruam Tom Ntej

- Ua siab ntev.
- Nug tej lus.
- Siv qhov txiaj ntsig zoo ntawm EVV qhov kev txhawb nqa.
- Tshab xyuas thiab siv EVV cov peev txheej.
- Txhawb cov kev txhawj xeeb.



69

Thaum koj pib EVV:

1. Ua siab ntev! Xyaum, xyaum, xyaum! Koj tab tom kawm paub qee yam tshiab, yog li cia siab tias nws yeej yuav siv sij hawm ua ntej nws hnov tau tias yog txoj hauj lwm ua tau txhua hnub lawm.
2. Nug tej lus. Yog tias koj tab tom xav txog nws, tej zaum lwm tus kuj yog ib yam. Thiab qee zaum koj cov lus nug pab DHS nthuav tawm qhov teeb meem los sis tseem tsim cov kev daws teeb meem tshiab uas peb tsis tau xav txog ua ntej.
3. Tiv tauj rau EVV Feem Saib Xyuas Tus Neeg Tau Kev Pab Ntawm Wisconsin txog cov kev cov nyom nrog EVV uas tej zaum koj yuav muaj. Lawv nyob ntawm no los pab!
4. Muaj ntau yam peev txheej ntawm peb lub vev xaib EVV. Siv sij hawm me ntsis los ua kom koj tus kheej swm nrog cov kev cob qhia rau tus neeg ua hauj lwm thiab cov kev cob qhia rau tus thawj tswj hwm.
5. Thiab thov hais tawm los. Tsis txhob thawb cov kev txhawj xeeb tawm mus. Kav tsij hais txog cov kev txhawj xeeb twg tuaj mus rau peb pab pawg ua hauj lwm hauv EVV Lub Chaw Saib Xyuas Tus Neeg Qhua kom lawv thiaj li pab tau.

Nov yog lub sij hawm ua siab ntev thiab kawm paub. Ib zaug ib kauj ruam—koj tuaj yeem ua tau!

Soj Lw Taug Qab Xov Xwm

- Saib ntsoov koj cov email tuaj ntawm Sandata thiab DHS.
- Hu rau EVV Feem Saib Xyuas Tus Neeg Tau Kev Pab rau cov lus nug thiab kev txhawb nqa tus kheej.
- Teem sij Hawm Ua Hauj Lwm nrog EVV Feem Saib Xyuas Tus Neeg Tau Kev Pab.

Puas muaj cov lus nug? Puas xav tau kev pab?

Wisconsin EVV Lub Chaw Saib Xyuas
Tus Neeg Qhua yuav ua hauj lwm
rau ntawm 833-931-2035 los sis
vdxs.contactevv@wisconsin.gov
Hnub Monday-Friday, 7 teev sawv
ntxov- 6 teev tsaus ntuj Lub sij
hawm nruab nrab teb.

70

Soj lw taug qab xov xwm! Yog tias koj xav tau tswv yim pab cuam, muaj lus nug, los sis muaj lus pab tswv yim:

- Saib ntsoov koj cov email tuaj ntawm Sandata thiab DHS.
- Tiv tauj rau Wisconsin EVV Feem Saib Xyuas Tus Neeg Tau Kev Pab nrog cov lus nug ntawm 833-931-2035 los sis vdxs.contactevv@wisconsin.gov Hnub Monday-Hnub Friday, 7 teev sawv ntxov-6 teev tsaus ntuj Lub sij hawm nruab nrab teb.
- Koj yeej hnov tias tsis ntseeg tus kheej hlo yam tshwj xeeb kiag li? Teem sij Hawm Ua Hauj Lwm nrog EVV Feem Saib Xyuas Tus Neeg Tau Kev Pab. Koj yuav raug xaiv kom muaj ib tus neeg sawv cev uas muaj kev paub zoo uas tuaj yeem ntsib nrog koj ib zaug los sis ntsib nrog koj txhua lub lim tiam kom paub tseeb tias koj tab tom soj lw taug.

Ua Tsaug

Ua tsaug rau cov kev pab cuam tseem ceeb uas koj muab rau cov tswv cuab.