







WISCONSIN REGIONAL CRISIS STABILIZATION FACILITIES COUNTIES SERVED

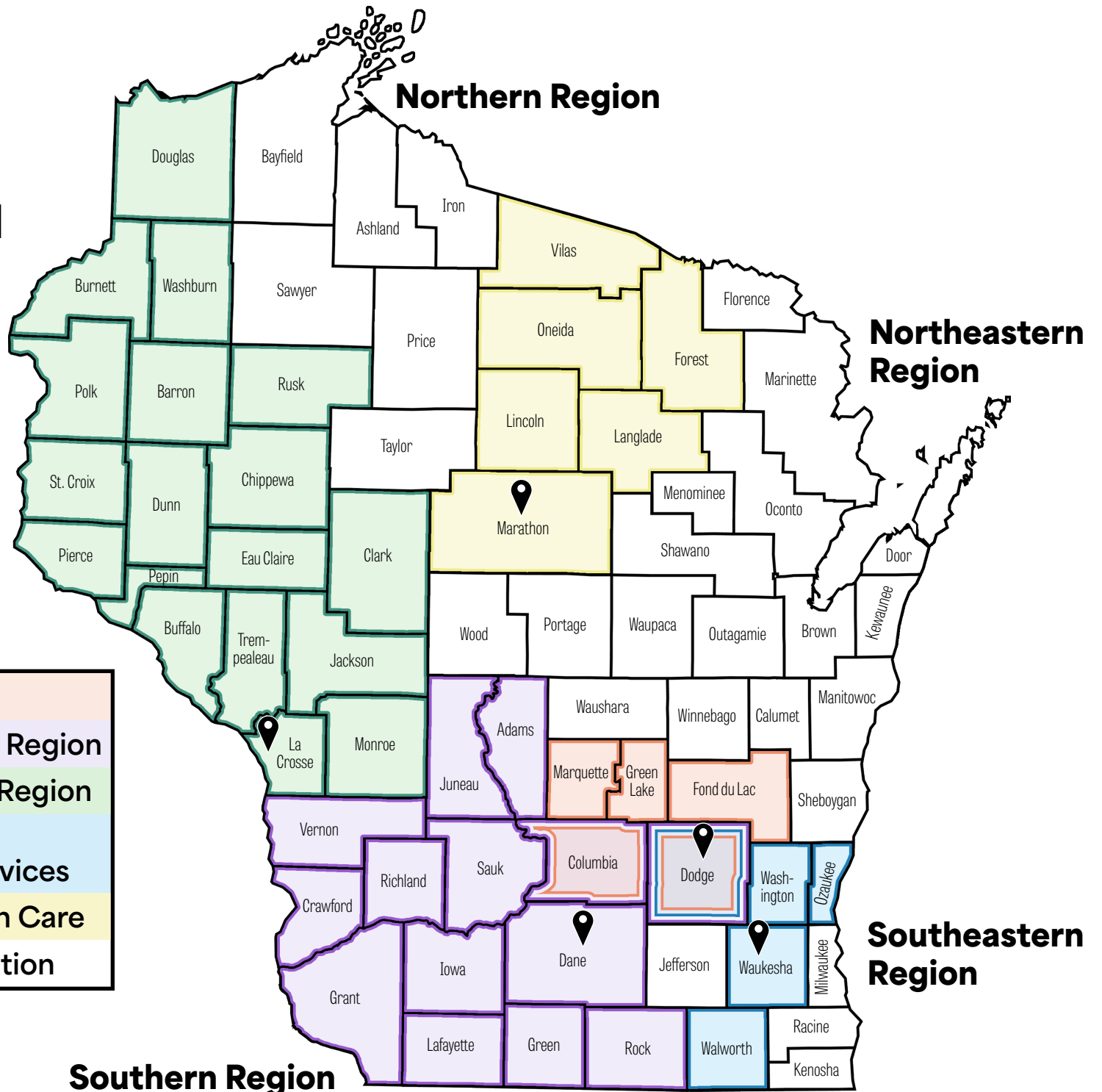
Western Region

Northern Region

Northeastern Region

KEY

	Elevate
	Tellurian – Southern Region
	Tellurian – Western Region
	Waukesha County Health & Human Services
	North Central Health Care
	Provider facility location



Southern Region

Southeastern Region

Wisconsin Regional Crisis Stabilization Facilities Counties Served

Elevate

Columbia
Dodge
Fond du Lac
Green Lake
Marquette

North Central Health Care

Forest
Langlade
Lincoln
Marathon
Vilas

Tellurian – Southern Region

Adams
Columbia
Crawford
Dane
Dodge
Grant
Green
Iowa
Juneau
Lafayette
Richland
Rock
Sauk
Vernon

Tellurian – Western Region

Barron
Buffalo
Burnett
Chippewa
Clark
Douglas
Dunn
Eau Claire
Jackson
La Crosse
Monroe
Pepin
Pierce
Polk
Rusk
St. Croix
Trempealeau
Washburn

Waukesha County Health & Human Services

Dodge
Ozaukee
Walworth
Washington
Waukesha

Provider Facility Information

Elevate

Calm Harbor - West

Beaver Dam, Wisconsin

Administrative services: 262-677-2216

Please contact your county crisis program to be referred for crisis stabilization services.

docalmharbor@elevateyou.org

North Central Health Care (NCHC)

NCHC Adult Crisis Stabilization Facility

Wausau, Wisconsin

NCHC Crisis Line: 715-845-4326

nchc.csfmanagers@norcen.org

Tellurian – Southern Region

Crisis Assessment, Recovery, and Empowerment (CARE) Center

Madison, Wisconsin

Admissions: 608-222-7311, ext. 179 (after hours use ext. 109)

patientservices@tellurian.org

Tellurian – Western Region

Crisis Assessment, Recovery, and Empowerment (CARE) Center

La Crosse, Wisconsin

Admissions: 608-519-3080

patientservices@tellurian.org

Waukesha County Health & Human Services

Waukesha County Crisis Resource Center

Waukesha, Wisconsin

Telephone: 262-896-8589