

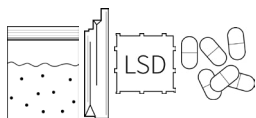
Fentanyl Test Strip Instructions

Fentanyl has been found in many drugs. Always test before using!



Fentanyl test strips are not guaranteed to detect all forms of fentanyl. People could overdose even if the test says there is no fentanyl in the drug supply. In addition, there are other dangers associated with using drugs, including but not limited to infection, disease, and psychological harm. The safest practice is to avoid using drugs altogether.

1 What you'll need




Drug Sample



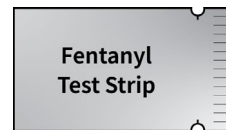
Scoop - 5-10 mg



Mixing Tin



Water - 1 tsp



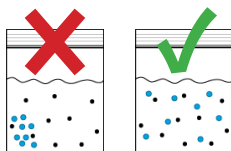
Fentanyl Test Strip

2 Prepare mixture

Crystals, Pills, and Powders

1. Blend your sample.

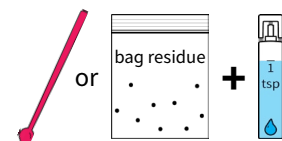
Before testing, make sure the drugs are well mixed. Fentanyl can clump in one part of the sample, which can give inaccurate test results if not thoroughly mixed.



2. Scoop and dilute.

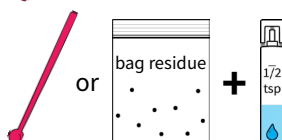
• Methamphetamines or MDMA/ molly/ecstasy:

1 scoop in clean tin or bag residue + 1 teaspoon water



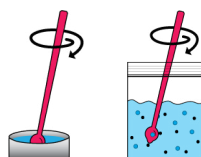
• Other drugs:

1 scoop in clean tin or bag residue + half teaspoon water



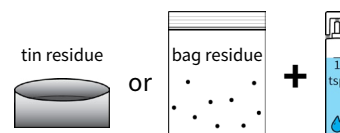
3. Stir it up.

Make sure substance drug sample and water are well mixed.



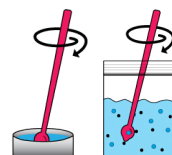
Injection Drug Use

1. Set aside syringe until results are ready.



2. Add 1 teaspoon water to drug residue in tin or bag.

3. Stir well.

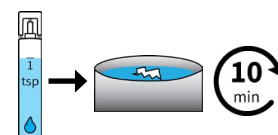


Blotter LSD

1. Tear or cut off a small corner of paper to test.

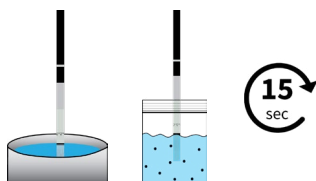


2. Soak corner of paper in 1 teaspoon of water for 10 minutes.



3 Test mixture

1. Put end of strip with wavy lines in mixture and hold for 15 seconds.



2. Place strip on flat surface for 3 minutes.



3. Read results:



1 red line = fentanyl detected



2 red lines = no fentanyl detected

4 What to do if fentanyl is present in your sample

- Don't use the drug.
- Keep **naloxone** available.
- Call **Never Use Alone: 877-696-1996**.
- Use with others and take turns.
- Use less and go slowly. In case of an overdose, use naloxone, call 911, and provide rescue breathing until help arrives.