

Electronic Visit Verification (Kev Txheeb Lees Paub Kev Mus Xyuas Hauv Es Lev Thos Niv) Cov Tseem Ceeb Ntawm Sandata Mobile Connect

(Electronic Visit Verification Sandata Mobile Connect Essentials)



Ob Hlis Ntuj 2024


P-02751H (03/2024)

Zoo siab txais tos tuaj rau Wisconsin Department of Health Services (Lub Tuam Tsev Hauj Lwm ntsig txog Kev Pab Cuam Kev Noj Qab Haus Huv), EVV Cov Tseem Ceeb. Txhua-txhua yam koj yuav tsum paub txog lub app Sandata Mobile Connect—kuj tseem hu ua app SMC.

Yog tias koj yog tus neeg tshiab rau koj lub koom haum—tus neeg tshiab rau EVV—yog tias koj xav kawm paub ntxiv txog qhov cov kev nkag thiab cov kev tawm ntawm lub app SMC, qhov kev qhia no yog muab rau koj! Niaj hnuv no, peb tab tom qhia txog txhua yam koj xav paub hais txog lub app SMC.

Ntsiab Lus Sib Tham

- Tshab xyuas cov kev siv tshiab rau lub app Sandata Mobile Connect (SMC).
- Kawm paub txog txoj hau kev nkag mus rau thiab ua kom tiav kev mus saib Sandata lub app tshiab.
- Kawm paub txog txoj hau kev rov teeb tus phav xab vawj hauv lub app SMC.
- Kawm paub txog cov lus qhia muaj txiaj ntsig thiab nrhiav cov chaw muab kev pab cuam qhov twg.



2

Qhov kev qhia niaj hnuv no tau mob siab rau sib qhia txhua yam uas peb paub hais txog lub app SMC. Yog tias koj lub koom haum tsis siv lub lab npauv Sandata EVV uas Lub Xeev tau muab, qhov kev cob qhia no yuav tsis muaj txiaj ntsig zoo rau koj. Tsis tas li ntawd, yog tias koj tsis siv lub lab npauv uas Lub Xeev-muab, peb xav kom tiv tauj rau koj tus neeg muag khoom EVV rau kev txhawb nqa.

Qee cov khoom peb yuav hais hauv qhov kev qhia no:

Saib cov kev siv tshiab uas muaj

Kawm paub txoj hau kev sau npe nkag rau hauv, pib, thiab ua tiav kev mus saib uas yog siv hom tshiab ntawm lub app—txawm tias tsis muaj Wi-Fi los sis xov toj ntawm tes los xij. Peb xav kom siv lub app tshiab; nws lub logo muaj nyob ntawm no.

Kawm paub txog txoj hau kev rov teeb koj tus phav xab vawj lub app SMC—kom raug los ntawm koj lub cuab yeej.

Peb mam li qhia cov lus qhia raws li kev siv lub app SMC thiab yuav nrhiav tau EVV cov chaw muab kev pab cuam muaj txiaj ntsig tau qhov twg.

Cim tseg - Lub logo uas koj pom hauv qab ntawm qhov swb no yog lub app uas peb tab tom tham txog hnuv no. Nco ntsoov tias koj tab tom siv hom no ntawm lub app.

Cov Ntsiab Lus Feem Dav

- Electronic visit verification (Kev txheeb lees paub kev mus xyuas hauv es lev thos niv) (EVV)—Lub lab npauv uas siv thev naus laus zis los txheeb xyuas tias cov kev pab cuam uas tau txais kev tso cai (Cov neeg ua hauj lwm yuav tsum xa cov ntaub ntawv thaum pib thiab thaum xaus ntawm txhua qhov kev mus saib.)
- Lub app SMC—Ib lub cuab yeej siv los ntawm cov neeg ua hauj lwm los tshawb xyuas thiab txheeb xyuas qhov kev mus xyuas
- Sandata EVV Portal (Sandata EVV Lub Chaw Nkag)—Ib qho cuab yeej tswj rau kev txheeb xyuas cov ntsiab lus tseem ceeb ntawm kev mus saib cov ntaub ntawv

3

Nyob ntawm lub nab cos koj yuav pom qee cov ntsiab lus uas yuav siv thoob plaws qhov kev cob qhia hnuv no thiab hauv lub lab npauv Sandata.

1 Electronic visit verification (Kev txheeb lees paub kev mus xyuas hauv es lev thos niv) (EVV) yog tsoom fwv qhov kev xav kom soj taug cov ntaub ntawv mus xyuas hauv es lev thos niv.

2 Lub app Sandata Mobile Connect (SMC) yog txoj hau kev nrawm tshaj plaws los soj taug koj qhov kev mus xyuas nrog lub sij hawm kev nkag thiab kev tawm.

Thaum ua cov kev pab cuam uas xav tau EVV, cov neeg ua hauj lwm sau npe nkag mus rau lub app SMC thaum pib thiab thaum xaus ntawm lawv mus xyuas. Lub app SMC suav sau cov ntaub ntawv xav tau-yooj yim!

3 Sandata EVV Portal (Sandata EVV Lub Chaw Nkag) yog lub cuab yeej los tswj. Cov kws kho mob siv cov cuab yeej no kom ntseeg tau tias txhua cov ntaub ntawv raug raws li cov kev mus xyuas.

Cov Ntsiab Lus Feem Dav

- Neeg Tau Kev Pab—Tus tswv cuab los sis tus neeg koom uas tau cov pab tu xyuas los ntawm txoj kev pab Medicaid
- Neeg Ua Hauj Lwm—Tus tib neeg (neeg ua hauj lwm) uas muab txoj kev tu xyuas rau ib tug los sis ntau tus neeg tau kev pab
- Tuam Txhab Tus ID—Tus naj npawb txheeb xyuas ntawm lub chaw hauj lwm hauv Sandata

4

Qhov Kawg:

4 Tus **qhua** yog ib tus tswv cuab los sis tus neeg koom nrog uas tau txais cov kev pab cuam los ntawm Wisconsin Medicaid.

5 Tus **neeg ua hauj lwm** yog ib tus neeg los sis tus neeg ua hauj lwm uas muab kev saib xyuas rau ib tus los sis ntau tus qhua.

6 Lub **tuam txhab tus ID** yog tus naj npawb txheeb xyuas ntawm lub chaw hauj lwm thiab siv rau hauv cov kev lis sau npe nkag rau lub app SMC. Peb yuav kawm paub txog qhov chaw tau txais tus naj npawb no tom qab hauv qhov kev cob qhia no.

Cia los tham me ntsis txog cov ntaub ntawv uas EVV suav sau.

Cov Ntaub Ntawv EVV uas Tsoom Fwv Teb Chaws Txwv Kom Muaj



5

EVV yog ib lub lab npauv uas siv thev naus laus zis los sau hnub tim thiab qhov chaw uas tus neeg ua hauj lwm muab cov kev pab cuam rau ib tus neeg thaum pib thiab thaum xaus ntawm txhua qhov kev mus xyuas.

Cov no yog 6 Cov Ntsiab Lus Tseem Ceeb uas tau muab sau cia. Peb yuav pib ntawm kem sab laug thiab ua hauj lwm peb txoj hauv kev nqis mus.

EVV siv thev naus laus zis los sau teev cia:

1. **Leej twg** tau txais cov kev pab cuam
2. **Leej twg** tab tom muab cov kev pab cuab ntawd
3. **Muab** qhov hom kev pab dab tsi
4. **Tau muab** qhov kev pab cuam qhov twg
5. **Hnub tim** ntawm kev pab cuam
6. Nrog rau **lub sij hawm nkag**, thiab **lub sij hawm tawm**

Thov cim tseg: EVV tsis yog ib lub lab npauv uas soj taug qab qhov chaw thoob plaws qhov kev mus xyuas. Qhov chaw tsuas yog teev cia thaum pib thiab xaus ntawm kev mus xyuas xwb. Tsis tau teev dab tsi cia thaum tab tom mus xyuas.

Txais Lub App SMC



WISCONSIN DEPARTMENT
of HEALTH SERVICES

Lub App SMC

- Lub app SMC muaj rau cov cuab yeej siv Android los sis Apple.
- Nws yog muab dawb rau mus rub tawm los ntawm Apple Store thiab Google Play.
- Tshawb nrhiav "Sandata Mobile Connect" thiab nrhiav lub cim logo no:



Sandata Mobile
Muaj Nyob Rau
Lub Rau Hlis Ntuj
2024

7

Sandata tau hloov kho lawv lub app lawm. Ntawm no yog ib daim duab ntawm ob qho ntawm lub app SMC.

Lub qub muaj lub cim logo nrog ib daim duab sab nraum qab xim dawb thiab tus xwb cim kub. Tsis txhob rub los sis siv cov hom no. Nws yuav tsis muaj kev hloov kho dua tshiab. Raws li lub sij hawm dhau mus, koj tuaj yeem pom lub app qhov kev ua hauj lwm poob qis tuaj.

DHS pom zoo kom hloov mus rau lub app SMC tshiab, nrog rau tom qab xim xiav tsaus.

Ntawm cov ntawm koj uas tam sim no siv lub app no, muaj pes tsawg tus ntawm koj siv hom xim xiav tsaus no? Thov tsa koj txhais tes hauv oos lais.

Koj tuaj yeem tshawb nrhiav hauv Google Play (rau cov neeg siv Android) los sis App Store (rau cov neeg siv iPhone) rau "Sandata Mobile Connect," nrhiav lub cim duab tshiab, thiab rub nws tawm tau.

Koj yuav raug nug kom rov teeb koj tus phav xab vawj dua. Tus phav xab vawj tshiab no yuav raug siv rau txhua lub chaw muab kev pab cuam koj ua hauj lwm rau qhov uas siv Sandata. Qhov no yog qhov kev siv tshiab uas yuav pab tau rau cov ntawm koj qhov kev ua hauj lwm rau ntau tshaj ib tug muab kev pab cuam.

Txhob ua siab deb los tshem tawm lub app qub, lub cim duab xim dawb, sai li sai tau thaum koj tau rub tawm lub tshiab lawm.

Hnub no peb yuav tau nrhiav rau lub SMC tshiab nkaus xwb. Peb xav kom siv nws.

Cov Lus Qhia Rau Kev Kawm: Niaj hnub no, qhov chaw koj pom ib cheeb tсам los sau rau hauv los sis ib lub pob kom taum rau ntawm peb lub nab cos app, kom tsis txhob muab koj lub hlwb los nco. Siv koj tus ntv tes thiab taum rau ntawm tus swb, zoo li yog tias nws nyob hauv koj lub xov tooj ntawm tes los sis xov tooj thej lev. Qhov no txuas koj lub hlwb rau koj cev nqaj kom nco qab tau zoo dua.

Cov Ntsiab Lus Xaus ntawm SMC Cov Kev Hloov Pauv

Cov kev siv tshiab tam sim no hauv lub app SMC tshiab:

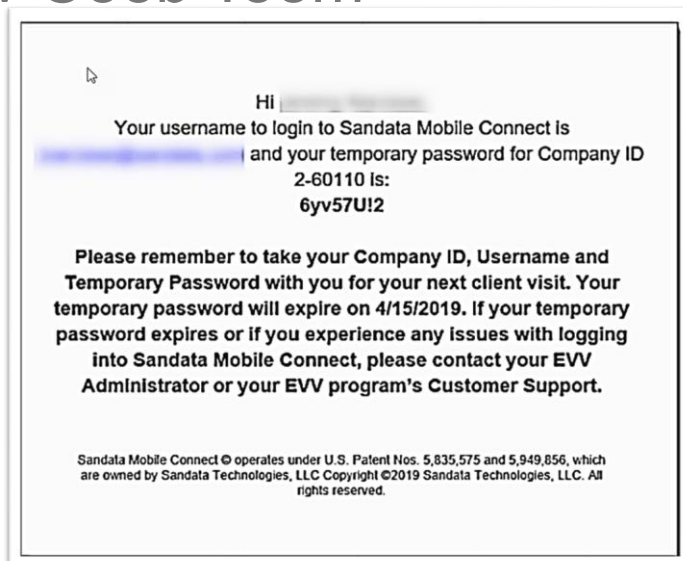
- Qhov chaw sau cov ntaub ntawv av tas naus mav
- Ib tus phav xab vawj rau txhua tus neeg muab kev pab cuam cov as khauj
- Rov teeb tus phav xab vawj yooj yim dua
- Ntau hom kev siv tsis muaj is taws nem
- Kev xaiv tsev/zej zog
- Hloov qhov kev xaiv cov kev pab cuam
- Cov zauv kev pab cuam ntxiv
- Xya hnuv ntawm cov kev mus xyuas yav dhau los
- Cov kev taw qhia/qhov kev xaiv hu rau tus qhua



Sau npe nkag mus rau Lub App SMC

SMC Daim Ntawv Ceeb Toom

- Sandata yuav sau ntawv email qhia lo lus txuas nkag ib ntus thiab tus zauv ID cim Lag Luam rau tus neeg ua hauj lwm.
- Tib qhov chaw nyob email tuaj yeem siv rau ntau lub chaw hauj lwm.



Rau cov neeg ua hauj lwm tshiab, suav nrog cov kws tu neeg mob ywj pheej tshiab rau EVV: Qhov nov yog txoj hau kev koj nkag mus rau lub app Sandata.

Koj tus kws kho mob nkag mus rau lawv cov neeg ua hauj lwm cov ntaub ntawv mus rau Wisconsin ForwardHealth Portal (Chaw Muab Kev Pab Saum Huab Cua), thiab qhov ntawd raug xa mus rau Sandata. Yog tias koj yog tus kws tu neeg mob ywj pheej, koj yuav tsum ntiv koj cov ntaub ntawv hauv ForwardHealth Portal (Chaw Muab Kev Pab Saum Huab Cua) ntawm koj tus kheej. Sandata xa email mus rau txhua tus neeg ua hauj lwm.

Thaum koj tau txais tsab email zoo siab txais tos los ntawm Sandata nrog koj tus neeg siv lub npe (uas yog koj chaw nyob email; ntawm no, nws nyob hauv thaj chaw xim xiav plooj) thiab tus phav xab vawj ib ntus, koj npaj los kos npe rau!

Yog tias koj tsis tau txais tsab email zoo siab txais tos los ntawm Sandata, txheeb xyuas koj tus email lub chaw txais ntawv spam. Tsis tas li ntawd, koj kuj tseem tuaj yeem siv koj tus email qhov kev tshawb nrhiav los nrhiav lo lus, "Sandata." Yog tias koj tsis tau txais email thawj zaug, qhia rau koj tus thawj tswj hwm lub koom haum paub tias koj tseem yuav tsum tau ntiv rau EVV.

Cov kws tu neeg mob ywj pheej, thov kom nkag siab: Koj yuav tau nkag mus rau ob feem ntawm lub lab npauv Sandata rau koj ob lub luag hauj lwm:

Sandata EVV Portal (Chaw Muab Kev Pab Saum Huab Cua), rau koj txoj hauj lwm tswj hwm
Lub app Sandata Mobile Connect, qhia ntawm no, rau koj tus neeg ua hauj lwm
Nco ntsoov koj cov emails thiab phav xab vawj rau txhua qhov ntawm lub lab npauv.

EVV Kev Saib Xyuas Qhua tuaj yeem teb cov lus nug uas koj los sis koj tus thawj tswj hwm lub koom haum yuav muaj.
Peb yuav qhia ntau ntiv txog Kev Saib Xyuas Qhua hauv me ntsis.

Koj yuav tsum yog tib tus neeg uas siv tus email ntawd xwb, vim tias nws yuav yog koj lub npe tus neeg siv hauv Sandata. Yog tias koj ua hauj lwm rau ntau tshaj ib lub koom haum, koj tuaj yeem siv ib qho chaw nyob email rau txhua lub koom haum.

Yav dhau los, koj yuav xav tau cais tus phav xab vawj rau txhua lub koom haum uas koj ua hauj lwm rau. Qhov no tsis muaj mus ntiv lawm!
Sandata tib tus phav xab vawj yuav ua hauj lwm nrog txhua lub chaw hauj lwm rau ib tus neeg ua hauj lwm.

EVV Tus Neeg Ua Hauj Lwm Daim Npav ID



Wisconsin Electronic Visit Verification
WORKER VISIT CARD
 Wisconsin EVV Customer Care
 833-931-2035 | vdxo.contactevv@wisconsin.gov | Monday - Friday 7am-6pm

Agency's Sandata toll-free numbers: _____
 Agency/Company ID: 2- _____
 Worker Santrax ID: _____
 Sandata Mobile Connect Username: _____
 Client Identifier: _____
 Service Code(s): _____

Is recording tasks within EVV required? ___Yes ___No

Service Code	SMC Service Code	TVV Service Code #
Personal and Supportive Care Services		
T1019	Personal Care Svc/15 min	10
S5125	Supportive Home Care/15 min	15
S5126	Supportive Home Care/Day	20
T1020	Personal Care/Day	25
Combo	Combo-PCS & SHC	30
99509	PCS Nurse Supervisory Visit/Visit	55
Home Health Care Therapy Services		
92507	Speech Therapy Individual/Visit	35
97139	Unspecified Therapeutic Procedure-OT/Visit	40
97799	Unspecified Rehab Svc-PT/Visit	45
Home Health Care Nursing Services		
99504	Mechanical Vent Care/Hour	50
S9123	Private Duty Nursing RN/Hour	85
S9124	Private Duty Nursing LPN/Hour	70
99800	Unspecified Home Visit-RN or LPN/Visit	60
T1001	Nursing Assessment or Eval/Visit	75
T1021	Home Health Aide or CAN/Visit	80
T1502	Med Admin-Oral, IM, Subq/Visit	85

P-02844A (10/2023)

www.dhs.wisconsin.gov/library/p-02844.htm

Lus Qhia Tswv Yim! Tus neeg ua hauj lwm daim npav ID yog ib cov lus qhia tswv yim zoo tshaj plaws uas peb muaj rau koj. Nws muaj nyob rau ntawm DHS EVV lub vev xaib los luam tawm thiab sau cov ntaub ntawv uas tus neeg ua hauj lwm xav tau. Tus kws muab kev pab cuam yuav muaj tag nrho cov ntaub ntawv no. Peb yuav pom tias txhua daim tuaj rau hauv yuav ua hauj lwm li cas thaum peb mus nrog hnub no.

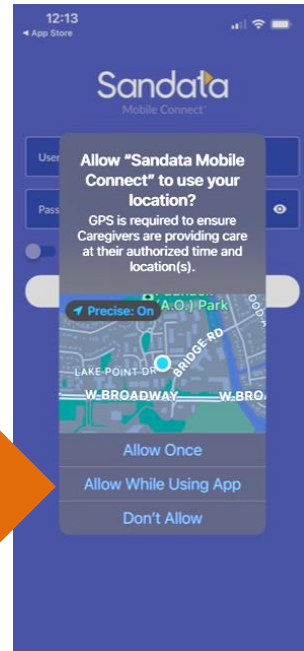
Yog tias koj xav tsim koj tus kheej cov peev txheej txhawm rau los khaws koj cov ntaub ntawv khaws cia (xws li daim ntawv ceeb toom hauv koj lub xov tooj, los sis lwm daim foos luam tawm), koj tuaj yeem siv Daim Npav Mus Saib Ua Hauj Lwm txhawm rau txheeb xyuas qee cov ntaub ntawv tseem ceeb uas koj yuav tsum muaj.

Lub npov nyob rau sab ces kaum sab xis kawg nkaus yog peb tus zauv QR—txoj kev txiav luv kom tau txais daim npav ID no ntawm peb lub vev xaib. Qhib lub koob yeess duab ntawm koj lub xov tooj ntawm tes, tsom mus rau lub npov tus zauv QR, thiab tos kom lub npov sau ntawv tshwm tuaj. Tau rau cov ntawv tshwm tawm los nrog koj tus ntiv tes. Nws yuav coj koj ncaj qha mus rau phab vev xaib no.

Koj tuaj yeem siv qhov chaw nyob lub vev xaib hauv qab ntawm qhov swb no.

Lub App SMC

- EVV qhia qhov chaw ntawm qhov pib thiab qhov kawg ntawm kev mus xyuas. Nws tsis soj taug qab qhov chaw ua ntej, tom qab, los sis thaum mus xyuas.
- Xaiv "Allow While Using App (Tso Cai Thaum Siv Lub App)."

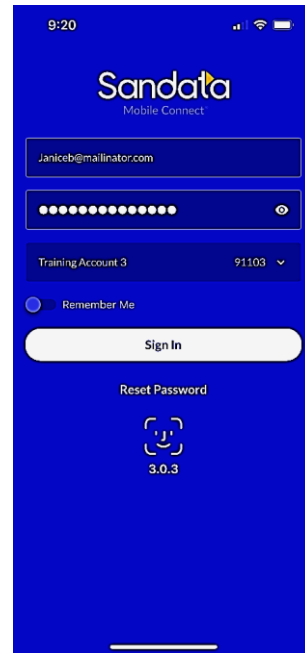


Raws li nrog rau lwm cov app, nqe lus nug no yuav tshwm sim thaum koj rub tawm tau lub app thawj zaug: "Allow Sandata Mobile Connect to use your location (Puas tso cai rau Sandata Mobile Connect siv koj qhov chaw nyob)?" Peb pom zoo kom xaiv qhov kev xaiv Tso Cai Thaum Siv Lub App.

Kuv mam li muab sij hawm rau koj ib feeb kom taum lub pob Tso Cai Thaum Siv Lub App ntawm lub nab cos no.

Lub App SMC

- Tus neeg siv lub npe: Sau tag nrho qhov chaw nyob email.
- Tus Phav Xab Vawj: Sau tus phav xav vawj siv ib ntus los ntawm Sandata.
- Lub Tuam Txhab Tus ID: Xaiv koj Lub Tuam Txhab Tus ID los ntawm cov ntawv xaiv sawb mus hauv qab.



13

Thawj zaug koj sau npe nkag rau hauv lub app, nco ntsoov yuav tsum txuas Wi-Fi. Qhov no yuav txuag sij hawm rau koj cov kev teeb.

Lub app tuaj yeem siv yam tsis muaj Wi-Fi tom qab teeb kev siv thawj zaug.

Qhov no yog thawj qhov nab cos uas koj yuav tuaj rau thaum koj xub qhib lub app thawj zaug. Nws yuav cia koj nkag rau hauv raws li “**Tus** tab tom muab kev pab cuam,” uas yog ib qho ntawm cov ntaub ntawv xav tau uas peb txheeb xyuas. Mus tom ntej thiab siv koj tus ntviv tes rau ntawm qhov swb no thaum peb txheeb xyuas txhua yam koj yuav sau nkag.

Koj lub npe tus neeg siv: Raws li peb twb pom lawm, koj lub npe tus neeg siv yog chaw nyob email uas koj tau txais hauv Sandata tsab email.

Koj tus phav xab vawj: Thawj zaug koj sau npe nkag mus, siv tus phav xab vawj siv ib ntus hauv email los ntawm Sandata. Koj tuaj yeem theej cia thiab muab tso los ntawm tsab email, los sis ua tib zoo sau tus phav xab vawj siv ib ntus rau ntawm no. Tus phav xab vawj siv ib ntus no yog siv rau ib qho nkaus xwb—koj yuav raug hais kom rov teeb koj tus phav xab vawj dua hauv ob peb lub nab cos tom ntej.

Lus Qhia Tswv Yim! Siv lub cim icon qhov muag kom pom qhov koj tau sau nkag mus. Peb tus xub taw rau nws ntawm no.

Lub Tuam Txhab Tus ID: Thaum siv lub app nrog Wi-Fi, qhov no yuav ntxiv av tas naus mav nrog ib qho kev swb nqis rau ntawm txhua lub tuam txhab uas cuam tshuam rau tus neeg ua hauj lwm. Yog tias tus neeg ua hauj lwm tsuas yog nrog ib tus neeg muab kev pab cuam xwb, tus kws kho mob ntawd yuav pib tso tawm av tas naus mav. Qhov no yog ib qho ntawm cov kev txhim kho rau lub app. Cov Kws Tu Neeg Mob Ywj Pheej, qhov no yuav qhia koj lub npe lag luam.

Tsuas yog saum lub pob Sau Npe Nkag yog qhov kev xaiv Nco Kuv Cia. Qhov no yuav cia li sau koj lub npe tus neeg siv av tas naus mav rau yav tom ntej. Koj tseem yuav tau sau koj tus phav xab vawj kom muaj kev ruaj ntseg zoo.

Koj yuav pom nyob ntawm peb daim duab nab cos ntawm no tias tus neeg siv lub xov tooj no muaj kev xaiv los ntxiv tus ID uas siv lub ntsej muag, nyob rau hauv qab ntawm lub pob “sau npe nkag”. Cia los saib tshooj tom ntej kom paub ntxiv txog qhov ntawd.

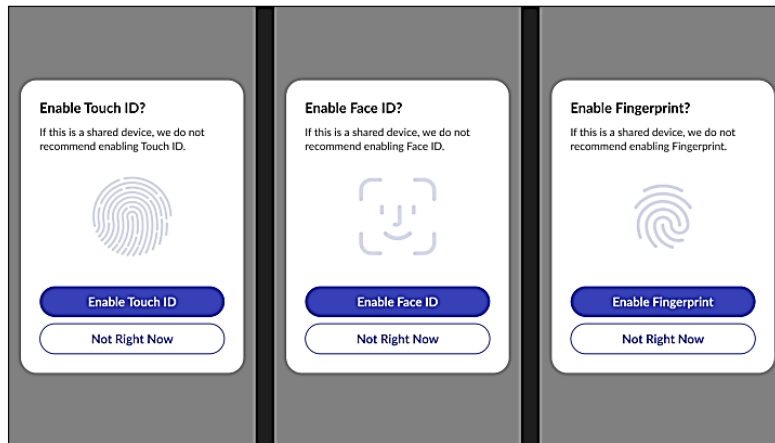
Cov Kev Xaiv thiab Cov Kev Teeb



Thaum koj sau npe nkag rau hauv thawj zaug, siv Wi-Fi, tej zaum koj yuav xav nkag mus rau qee qhov kev siv sib txawv hauv lub app thiab hauv koj lub cuab yeej.

Cov Kev Xaiv Kov/Ntsej Muag/Ntiv Tes

Tej zaum koj lub cuab yeej yuav muaj ib qho ntawm cov kev xaiv no rau kev sau npe nkag mus.



15


Qee cov cuab yeej siv muaj kev xaiv tus ID Kov, Ntsej Muag, los sis Ntiv tes sau npe nkag mus rau hauv kev ntxiv rau tus phav xab vawj ib txwm. Koj tuaj yeem ua raws li cov lus qhia los teeb ib qho ntawm cov kev xaiv no ntawm koj lub cuab yeej.

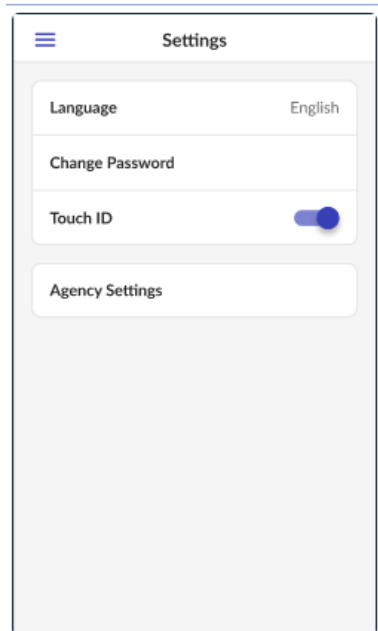
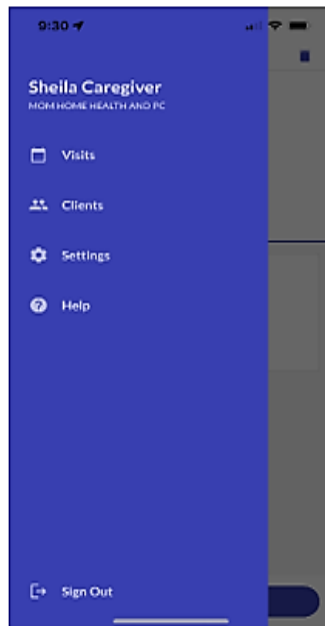
Tsis tas yuav tsum muaj cov no hlo li.

Lawv tuaj yeem muab los ntawm xov tooj thev naus laus zis tau yam yooj yim, tsis yog los ntawm Sandata tshwj xeeb kiag li. Lawv tau npaj sau npe nkag rau hauv ib lub app sai dua los ntawm kev siv cov ntaub ntawv khaws cia hauv koj lub xov tooj nkaus xwb. Yog tias koj xaiv siv cov thev naus laus zis no, koj tsis tas yuav ntaus koj tus phav xab vawj txhua zaus li, tab sis koj tseem yuav tau rov teeb koj tus phav xab vawj siv ib ntus rau Sandata, raws li ib txwm.

Ib zaug ntxiv, tsis tas yuav tsum tau ua qhov no li. Nws yog koj qhov kev xaiv, thiab koj tuaj yeem hloov koj lub siab tom qab hauv Cov Kev Teeb ntawm lub app nws tus kheej. Yog li ntawd, koj yuav mus rau Cov Kev Teeb tau li cas? Cia peb los kawm paub! Mus ua ntej, Amber:

Cov Kev Teeb

Siv lub 
cim ntawv
qhia kev xaiv
(menu) nyob
rau sab laug
sab sauv
ntawm koj lub
cuab yeej.



16

Lub cim peb-kab nyob rau sab laug sab saum toj ntawm lub nab cos app yog koj cov ntawv qhia kev xaiv. Qhov kev taum rau nws—thiab rau txiaj ntsig kev kawm, mus tom ntej thiab taum rau nws ntawm lub nab cos PowerPoint tam sim no—koj qhib cov kev xaiv no:

- Cov kev mus xyuas—Qhia cov npe ntawm cov kev mus xyuas yav dhau los. Koj tuaj yeem pom txhua qhov kev mus ntsib los ntawm xya hnuv dhau los. Txog rau thaum ntawd, nws yuav pom li tsib hnuv dhau los.
- Cov qhua—Qhib qhov kev xaiv los tshawb nrhiav ib tus qhua los pib qhov kev mus xyuas.
- Cov kev teeb—Raws li pom nyob rau ntawm no ntawm sab xis, qhov no ua rau koj tuaj yeem hloov cov lus uas lub app siv rau koj los ntawm cov npe ntawm 16 qhov kev xaiv. Koj tseem tuaj yeem:
 - Hloov koj tus phav xab vawj.
 - Txiaiv txim siab siv Tus ID Kov yog tias koj lub cuab yeej muaj cov thev naus laus zis ntawd (thiab nco ntsoov, koj tseem yuav tau hloov koj tus phav xab vawj siv ib ntus raws li ib txwm, tab sis koj tuaj yeem siv koj tus ntiv tes rau kev sau npe nkag li ib txwm).
 - Saib seb dab tsi ntixiv yog teeb ua “kev teeb chaw hauj lwm.” Cov no txhais tau tias lub app yuav raug teeb li cas los ntawm Wisconsin Department of Health Services (Lub Tuam Tsev Hauj Lwm ntsig txog Kev Pab Cuam Kev Noj Qab Haus Huv, DHS). Lawv hloov tsis tau tab sis muab cov ntaub ntawv rau cov neeg uas xav paub.
- Kev Pab: Yog tias koj nyob hauv oos lais, qhov no yuav coj koj mus rau phab vev xaib nrog Sandata lub app SMC cov ntaub ntawv cob qhia. Koj tuaj yeem ntaus rau hauv cov kab lus tshawb nrhiav los sis coj mus taum rau ib qho los ntawm lawv cov npe ntawm cov ncauj lus.

Cia peb los saib kom meej dua ntawm qhov kev xaiv uas muaj suab npe nrov, “Hloov tus phav xab vawj” tom ntej. Mus tom ntej thiab taum rau nws nyob rau sab xis saum toj lub nab cos.

SMC Tus Phav Xab Vawj

Cov phav xab vawj yuav tas sij hawm txhua-txhua 60 hnuv. Cov neeg ua hauj lwm tuaj yeem rov teeb lawv tus kheej tus phav xab vawj los ntawm ib qho twg:

- Cov ntawv qhia xaiv Cov Kev Teeb
- Lub nab cos Sau Npe Nkag

Change Password

Current password

New password

Confirm new password

Requirements

- 12 or more characters
- Uppercase letter
- Lowercase letter
- Number
- Special character

Continue

17

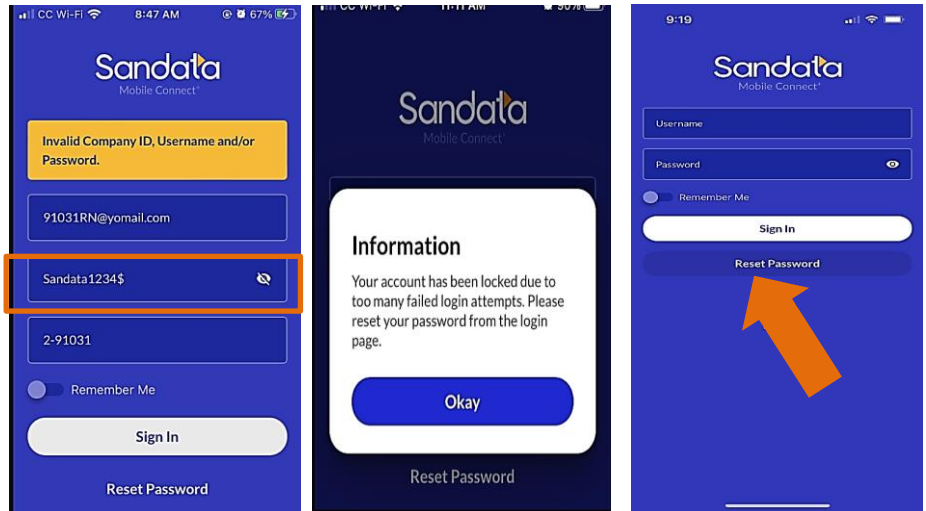
Koj yuav pom rau ntawm no tias nws qhia txog cov yuav tsum tau muaj rau tus phav xab vawj ntawm koj lub cuab yeej lub nab cos thiab kuaj xyuas cov tseev kom muaj thaum koj ua tau raws. Qhov no yog lub nab cos uas qhia yog tias koj xaiv Hloov Pauv Tus Phav Xab Vawj los ntawm cov ntawv qhia xaiv Cov Kev Teeb, los sis yog tias koj xaiv Rov Teeb Tus Phav Xab Vawj ua ntej koj sau npe nkag mus.

Rau cov hom phiaj kev ceev ntiag tug, cov phav xab vawj rau lub app SMC yuav tsum tau hloov pauv txhua-txhua 60 hnuv. Cov lus ceeb toom tas sij hawm ntawm tus phav xab vawj yuav pib tshwm hauv 10 hnuv ua ntej tas sij hawm. Koj tuaj yeem nquag hloov pauv nws yog tias xav tau.

Cov neeg ua hauj lwm rov teeb tau lawv tus kheej tus phav xab vawj yam yooj yim los ntawm ib qho twg ntawm daim ntawv qhia xaiv Cov Kev Teeb, raws li peb nyuam qhuav pom, los sis lub nab cos Sau Npe Nkag.

SMC Tus Phav Xab Vawj

Cov neeg ua hauj lwm muaj kev sim nkag mus tsib zaug rau tus phav xab vawj kom raug ua ntej cov ntaub ntawv yuav tshwm.



18

Qee zaum, koj yuav tau rov teeb koj tus phav xab vawj dua vim koj tsis nco qab nws lawm! Koj ib txwm tuaj yeem nyem kab txuas Rov Teeb Tus Phav Xab Vawj Dua nyob rau hauv qab ntawm lub nab cos sau npe nkag.

Cov neeg ua hauj lwm muaj kev sim nkag mus tsib zaug rau tus phav xab vawj kom raug. Nws tuaj yeem pab siv lub cim duab qhov muag nyob ib sab ntawm tus phav xab vawj kom pom tau yam koj tab tom sau txhua zaus.

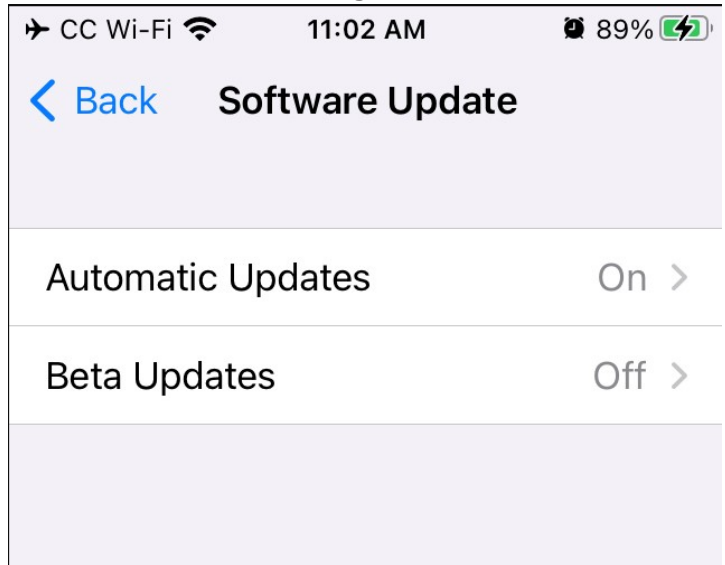
Nov yog ib qho lus qhia: Yog tias koj tau muaj qee qhov kev sim ua tsis tiav, taum rau **“Reset Password (Rov Teeb Tus Phav Xab Vawj)”** ua ntej koj sim thib tsib. Qhov no yog qhov yooj yim tshaj plaws los rov teeb tus phav xab vawj thiab mus rau tom ntej.

Txawm li cas los xij, tom qab koj sau tus phav xab vawj tsis raug zaum thib tsib, koj yuav tau txais cov lus nruab nrab uas qhia kom koj kom xaiv Reset Password (Rov Teeb Tus Phav Xab Vawj) los ntawm lub nab cos kev sau npe nkag. Tom qab ntau qhov kev sau npe nkag tsis raug, koj yuav muaj ob peb kauj ruam los ua kom tiav. Koj yuav tau txais ib tsab email nrog cov kab ntawv, “Sandata Mobile Connect Reset Password (Sandata Mobile Connect Rov Teeb Tus Phav Xab Vawj)”, thiab siv kab txuas ntawd los rov teeb koj tus phav xab vawj. Txoj kev rov teeb no zam koj tus **thawj tswj hwm EVV** los sis cov qhua xav tau txhawm rau los pab koj. Nws yog lwm yam kev siv tshiab hauv lub app tshiab no.

Rau peb txhua tus uas kawm los ntawm kev ua: Siv koj tus ntv tes thiab taum rau Rov Teeb Tus Phav Xab Vawj Dua ntawm qhov swb no. Nco ntsoov, txoj hau kev yooj yim tshaj plaws yog siv qhov kev xaiv no ua ntej qhov kev sim zaum thib tsib.

Cov Kev Teeb Lub Cuab Yeej

Rau kev ua tau zoo tshaj plaws, xyuas kom meej tias koj tau txais cov kev hloov tshiab rau lub app.



19

Cia peb los saib qee cov kev teeb uas tej zaum yuav nyob ntawm koj tus kheej lub cuab yeej. Ua ntej tshaj plaws yog qhov software uas hloov kho tshiab.

Raws li txoj cai feem dav, ib lub app ua hauj lwm zoo tshaj plaws thaum nws hloov kho tsis tu ncua. Peb pawg neeg EVV Chaw Pab Neeg Qhua tau pom tias qee qhov teeb meem hauv lub app tau txais kev daws sai-sai thaum lub app SMC tau teeb txhua cov kev hloov kho tshiab lawm. Ib lub app uas tsis muaj kev hloov kho tshiab tuaj yeem pib hnov tau tias tsis zoo. Koj tuaj yeem tiv thaiv qhov ntawd tau!

Koj tuaj yeem ua qhov no hauv ib qho ntawm ob txoj hauv kev:

- Qhov Thib Ib: Los ntawm koj cov kev teeb lub cuab yeej tshwj xeeb, xaiv Cov Kev Hloov Kho Tshiab Av Tas Naus Mav. Ntawm no yog ib qho duab nab cos ntawm qhov uas nws yuav zoo li ntawd. Txhua lub cuab yeej yuav sib txawv, yog li yuav paub zoo txog koj lub cuab yeej thiab nws cov kev teeb.
- Qhov Thib Ob: Nquag tshem tawm thiab tom qab ntawd rov teeb lub app txhua zaus. Cov kev hloov kho tshiab txhua-txhua hli rau ib lub app yog yam ib txwm muaj. Koj tuaj yeem xaiv ntau seb koj xav tshem tawm thiab rov teeb dua heev npaum li cas los soj taug cov kev hloov tshiab no. Qhov no yuav tsis hloov koj tus phav xab vawj hauv lub app los sis lwm cov kev teeb.

Cim tseg – Ib qho ntawm cov no yuav ua hauj lwm. Nws yog koj xaiv.

Cov Kev Teeb Lub Cuab Yeej

Yuav tsum qhib teeb cov pab cuam rau kev nkag thiab kev tawm.



20

Ib daim ntawv teev tseg kawg txog cov kev teeb: cov cuab yeej siv yuav xav kom qhib Cov Kev Pab Cuam Chaw Nyob. Qhov no tsuas yog xav tau rau kev nkag thiab kev tawm nkaus xwb. Nws tsis tau taug qab qhov chaw.

Lus Qhia Tswv Yim: Lub app puas tshwm yam tsis teb li? Tshawb xyuas koj qhov kev teeb Cov Kev Pab Cuam Chaw Nyob. Yog tias koj kaw Cov Kev Pab Cuam Chaw Nyob, lub app yuav tsis nce mus dhau ntawm lub nab cos sau npe nkag.

Pib Koj Qhov Kev Mus Xyuas

Kev Tsis Lav Ris: Tag nrho cov ntaub ntawv ntawm tus qhua raug tsim los siv rau kev qhia ntawv nkaus xwb.

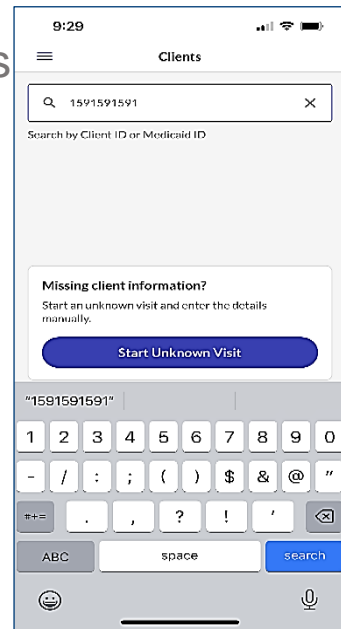


Nov yog qee cov ntaub ntawv tseem ceeb!

Cia peb los saib txoj hau kev sau npe nkag rau hauv kev mus xyuas yuav saib thaum lub app thiab koj lub cuab yeej raug teeb lawm.

Kev Pib Muaj Qhov Kev Mus Xyuas

- Thaum sau npe nkag mus rau hauv lawm, tshawb nrhiav ib tus qhua los ntawm kev sau rau hauv lawv Tus Lej Txheeb Tus Qhua (rau tus lej) los sis MA tus naj npawb ID.
- Yog tias nrhiav tsis tau tus qhua, qhov kev mus xyuas tsis paub yuav tuaj yeem pib tau.



22

Tom qab koj sau npe nkag rau hauv lub app lawm, Cov Qhua lub nab cos no yuav tshwm los.

Lub app SMC siv rau tus lej los txheeb tus qhua los sis tus neeg koom nrog. Qhov no sawv cev rau “**tus uas** tau txais kev pab cuam” ntawm cov ntaub ntawv tseem ceeb uas xav tau. Tus qhua rau tus lej txheeb xyuas no tuaj yeem pom ntawm Tus Neeg Ua Hauj Lwm daim npav ID peb tau hais ua ntej hauv qhov kev cob qhia.

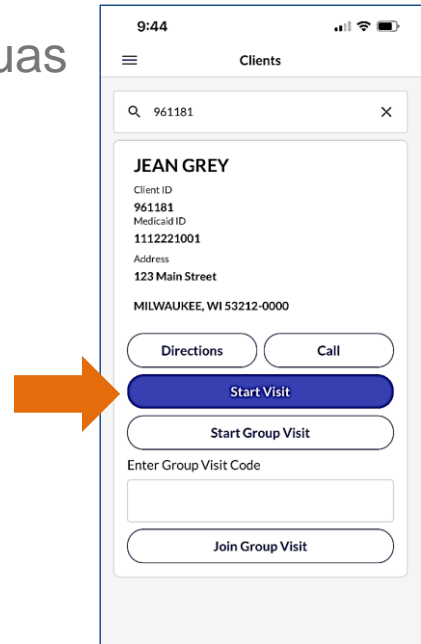
Rau peb txhua tus uas kawm los ntawm kev ua: Siv koj tus ntiv tes thiab taum rau thaj chaw uas koj yuav sau rau tus qhua tus ID. Koj xav kom koj lub hlwb thiab lub cev nco ua ke!

Yog tias tus qhua tsis tuaj yeem pom los sis tsis paub Tus Qhua Tus ID, koj tuaj yeem nyem lub pob Start Unknown Visit (Pib Qhov Kev Mus Xyuas Uas Tsis Paub) hauv nruab nrab ntawm lub nab cos. Qee zaum Qhov Kev Mus Xyuas Tsis Paub tuaj yeem pib thaum ib qho ntawm cov xwm txheej siv tau rau:

- Tseem tsis tau zwm tus neeg tau kev pab txoj kev tsim nyog tau txais Medicaid.
- Daim ntawv tso cai tseem tsis tau xa mus rau Sandata los sis cov ntaub ntawv tsis tiav.
- Tus neeg ua hauj lwm tsis muaj tus qhua tus ID uas raug.
- Koj tsis muaj is taws nem—cov ntaub ntawv ntau ntxiv hais txog qhov ntawd yuav muaj me ntsis no.

Kev Pib Muaj Qhov Kev Mus Xyuas

- Thaum tus qhua tau txais kev lees paub lawm, taum rau **Start Visit (Pib Qhov Kev Mus Xyuas)**.



23

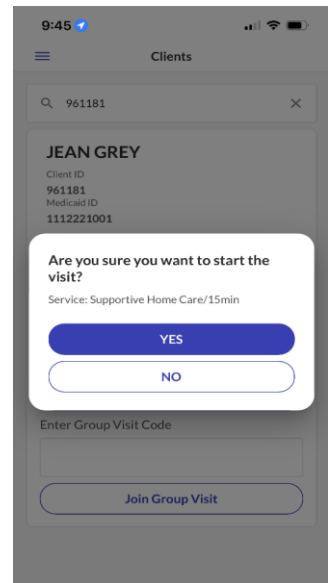
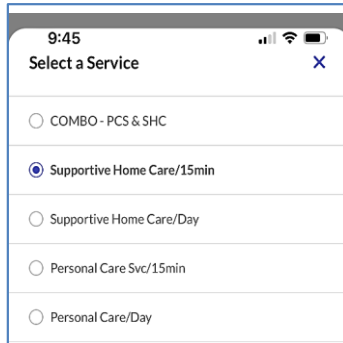
Lees paub cov ntaub ntawv qhia txog Tus Qhua ntawm lub nab cos ua ntej koj xaiv Start Visit (Pib Qhov Kev Mus Xyuas).

Siv koj tus ntiv tes thiab taum rau Start Visit (Pib Qhov Kev Mus Xyuas) ntawm qhov swb no.

Nco ntsoov tias muaj ib qho kev siv tshiab nyob ntawm no: Yog tias koj muaj kev pab cuam txuas rau Wi-Fi, koj muaj kev xaiv kom tau txais cov lus qhia rau tus qhua qhov chaw nyob los sis hu rau lawv. Yooj yim xwb!

Kev Pib Muaj Qhov Kev Mus Xyuas

- Xaiv qhov kev pab cuam uas tau muab.
- Taum rau **Start Visit (Pib Qhov Kev Mus Xyuas)**.



Cov kev pab cuam uas muab yuav tsum raug xaiv rau tom ntej. Cov duab yees "**yam** kev pab cuam uas muab," uas yog lwm qhov ntawm cov ntaub ntawv tseem ceeb. Ntxiv dua thiab, qhov no yog cov ntaub ntawv uas tus kws kho mob tuaj yeem ua kom paub tseeb tias yog nyob rau ntawm tus neeg ua hauj lwm daim npav ID uas peb tau tham dhau los.

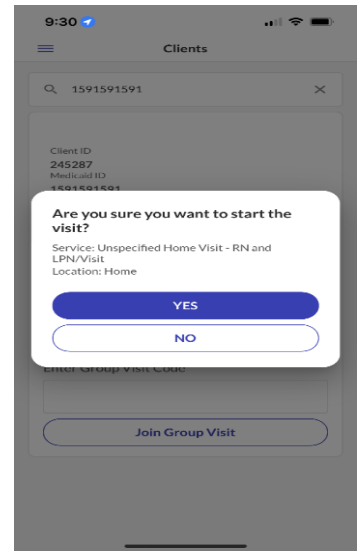
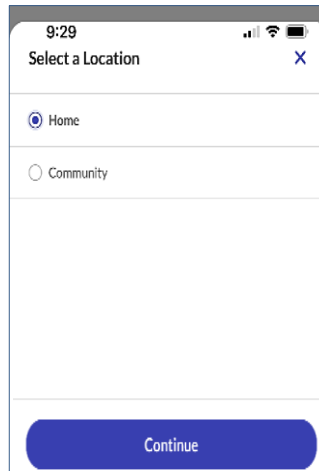
Feem ntau, koj yuav tsum pom tsuas yog cov kev xaiv uas siv rau cov qhua tshwj xeeb nkaus xwb.

Xyuas kom paub tseeb tias cov ntaub ntawv yog muaj tseeb—hauv peb qhov piv txwv, qhov piv txwv (tsis yog tiag-tiag) tus qhua lub npe yog "Jean Grey" thiab peb tab tom muab kev pab txhawb nqa saib xyuas hauv tsev. Qhov no yog **leej twg, dab tsi**, thiab **thaum twg** rau cov ntsiab lus tseem ceeb. Taum rau Start Visit (Pib Qhov Kev Mus Xyuas), thiab tom qab ntawd teb tias Yes (Yog) yog tias tag nrho cov ntaub ntawv raug lawm.

Siv koj tus ntiv tes thiab taum rau lub pob Yog ntawm qhov swb no. Koj xav kom koj lub hlwb thiab lub cev nco ua ke!

Kev Pib Muaj Qhov Kev Mus Xyuas

- **Xaiv Home (Tsev) los sis Community (Zej Zog).**
- **Taum rau Continue (Txuas Mus Ntxiv).**
- **Taum rau Yes (Yog).**



Qhov kev tshuaj ntsuam tom ntej no tseem yog qhov kev siv thaum Lub Kaum Ob Hlis Ntuj 2023.

Xaiv Lub Tsev los sis Lub Zej Zog rau qhov uas pib mus ntsib.

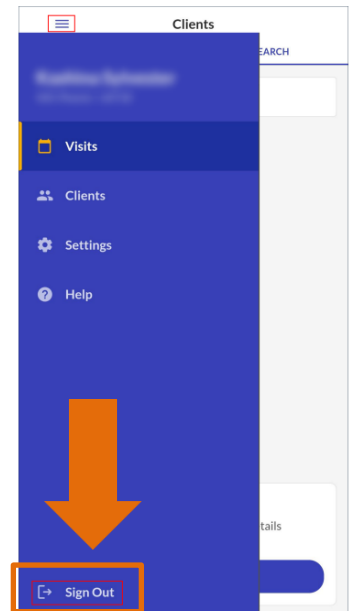
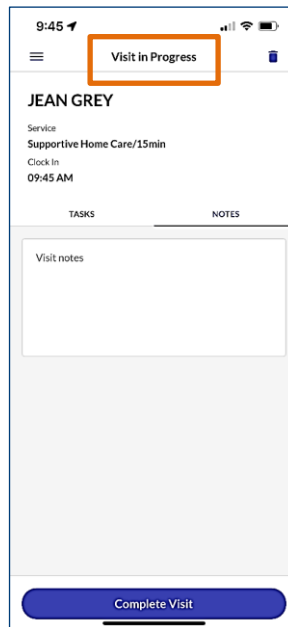
Koj tus kws muab kev pab cuam yuav tsum qhia rau koj paub yog tias muaj cov lus qhia los soj qab raws li kev muab kev pab cuam hauv zej zog. Qee cov qhua yog ib feem ntawm cov khoos kas pab cuam uas yuav txwv qhov no. Lub app yuav tsis ua cim rau cov kev txwv no.

Tom qab ntawd taum rau Continue (Txuas Mus Ntxiv) thiab Yes (Yog) los pib qhov kev mus xyuas.

Mus tom ntej thiab taum rau cov chaw ntawm qhov swb no nrog koj tus ntiv tes tam sim no: Home (Tsev) los sis Community (Zej Zog), Continue (Txuas Mus Ntxiv), thiab tom qab ntawd Yes (Yog).

Kev Pib Muaj Qhov Kev Mus Xyuas

- **Visit in Progress (Nyob Hauv Qhov Kev Mus Saib Xyuas)** yuav qhia rau sab saum toj.
- Nyob rau qhov no, lub app SMC tuaj yeem yuav raug kaw tau.
- SMC cia li yuav kaw av tas naus mav tom qab tsib feeb ntawm kev tsis kov.



26

Tam sim no “Nyob Hauv Qhov Kev Mus Saib Xyuas” pom nyob rau saum toj kawg nkaus. Koj tuaj yeem pom kev siv lub sij hawm teev tseg.

Nco ntsoov tias koj tau mus txog lub nab cos kev lees paub no ua ntej koj hloov mus rau lwm lub los sis tso koj lub xov tooj, yog li koj tsis txhob plam cov ntaub ntawv koj tau sau. Txhawm rau tiv thaiv tus qhua/tus neeg koom nrog kev ceev ntiag tug, lub app SMC muab koj tawm yog tias koj:

- Yees duab daim phiaj, teb ib tsab xov tooj, qhib ib qho app tshiab xws li suab paj nruag, cov ntawv teev tseg los sis ntawv sau.
- Tsis tau siv lub app li ntawm tsib feeb.


Tsuas yog li ntawd xwb! Tam sim no koj tuaj yeem kaw lub app tau: Lub app tsis tas yuav muab qhib thaum lub sij hawm mus xyuas. Tsuas yog mus rau lub cim ntaub ntawv kev qhia nyob rau sab laug sab sauv thiab xaiv Sau Npe Tawm. Mus tom ntej thiab kov tam sim no rau ntawm lub nab cos no.

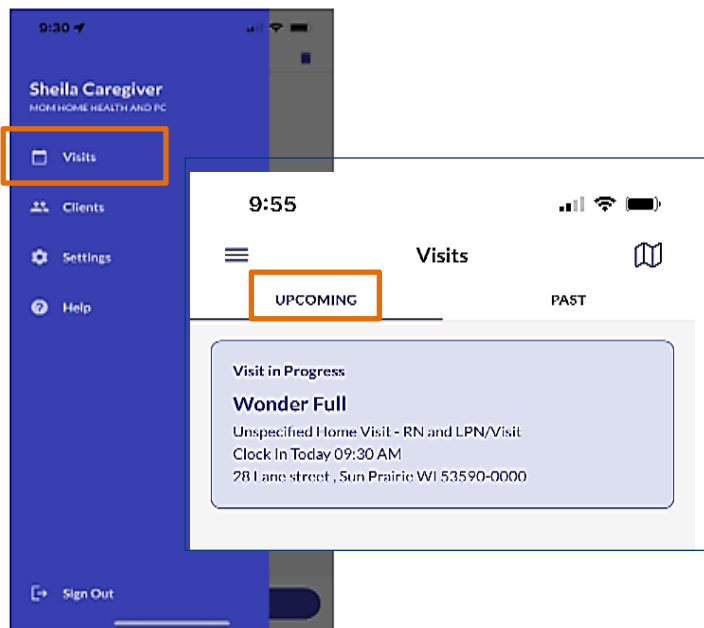
Ua Tiav Qhov Kev Mus Xyuas

Kev Tsis Lav Ris: Tag nrho cov ntaub ntawv ntawm tus qhua raug tsim los siv rau kev qhia ntawv nkaus xwb.



Ua Tiav Qhov Kev Mus Xyuas

- Sau Npe Nkag.
- Qhib lub cim cov ntwav qhia xaiv thiab xaiv Visits (Cov Kev Mus Xyuas). 
- Siv lub kem Upcoming (Yuav Los No).
- Taum rau ntwam kev mus xyuas.



28

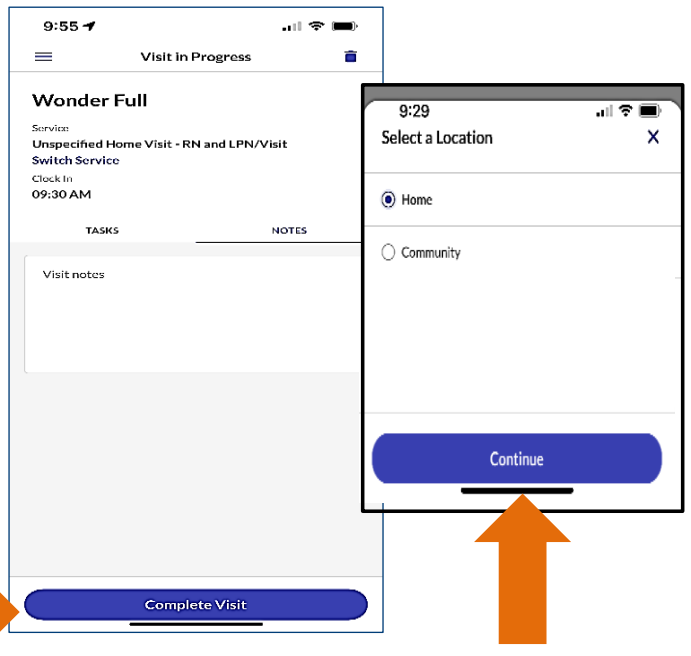
Thaum koj npaj ua tiav qhov kev mus xyuas, rov qab mus rau hauv lub app SMC. Qhib cov ntwav qhia xaiv, raws li koj tau ua tiav ua ntej no.

Npaj los kov lub nab cos raws li kuv piav qhia ntwam no:

- Xaiv Visits (Cov Kev Mus Xyuas).
- Xaiv lub kem Upcoming (Yuav Los No),
- Koj yuav pom tus qhua cov ntaub ntwav, Wonder Full, nrog lub sij hawm pib.
- Taum rau ntwam lub npov Nyob Hauv Qhov Kev Mus Saib Xyuas (xim xiav tshiab).

Ua Tiav Qhov Kev Mus Xyuas

- **Xaiv Complete Visit (Ua Tiav Qhov Kev Mus Xyuas).**
- **Xaiv Home (Tsev) los sis Community (Zej Zog).**
- **Taum rau Continue (Txuas Mus Ntxiv).**



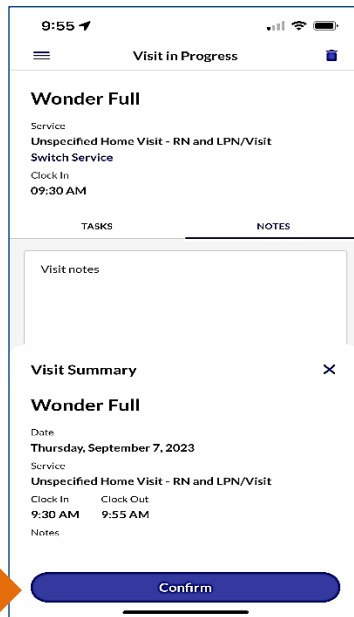
29

Tam sim no peb nyob hauv lub nab cos ceev kawg! Siv koj tus ntiv tes, taum rau lub pob ntawm qhov swb no:

- Xaiv Complete Visit (Ua Tiav Qhov Kev Mus Xyuas).
- Tsuas zoo li thaum koj pib kev mus xyuas, lawv yuav nug koj kom xaiv Home (Tsev) los sis Community (Zej Zog) rau qhov uas koj nyob thaum kawg ntawm kev mus xyuas. Qhov yam ntxwv zoo tshiab no yuav pib hauv nruab nrab-Lub Kaum Ob Hlis Ntuj 2023.
- Tom qab ntawd ces Xaiv Continue (Txuas Mus Ntxiv).

Ua Tiav Qhov Kev Mus Xyuas

- Twb rau **Confirm**
(Lees Paub).



The screenshot shows a mobile application interface for a visit in progress. At the top, the time is 9:55. The title is "Visit in Progress". Below this, the name "Wonder Full" is displayed. The service is "Unspecified Home Visit - RN and LPN/Visit Switch Service". The clock in time is 09:30 AM. There are tabs for "TASKS" and "NOTES". Below the tabs is a "Visit notes" section. A "Visit Summary" pop-up window is open, showing the name "Wonder Full", the date "Thursday, September 7, 2023", the service "Unspecified Home Visit - RN and LPN/Visit", the clock in time "9:30 AM", and the clock out time "9:55 AM". A blue "Confirm" button is at the bottom of the pop-up, with an orange arrow pointing to it.

Thiab tam sim no—muaj kev ntaus sij hawm tawm uas qhia nyob hauv Daim Ntawv Suav Sau Ntsiab Lus Kev Mus Xyuas, twb rau Lees Paub.

Yog tias yuav tsum tau muaj ib qho kev kho kom raug rau koj lub sij hawm nkag los sis lub sij hawm tawm, ces qhia rau koj tus thawj tuav tswj ntawm tus kws muab kev pab cuam paub. Lawv tuaj yeem ua kev kho kom raug hauv Sandata Portal (Sandata Lub Chaw Nkag). (Piv txwv li, koj tsis nco qab ntaus sij hawm tawm thaum 10 teev sawv ntxov, tab sis ho nco kiag tau thaum 10:30 teev sawv ntxov thiab ces ho mam ntaus sij hawm tawm).

Kev Tso Tseg Cov Kev Xaiv Kev Mus Xyuas

Kev Tsis Lav Ris: Tag nrho cov ntaub ntawv ntawm tus qhua raug tsim los siv rau kev qhia ntawv nkaus xwb.



Tam sim no cia peb mus tham txog Kev Tso Tseg Kev Xaiv Kev Mus Xyuas

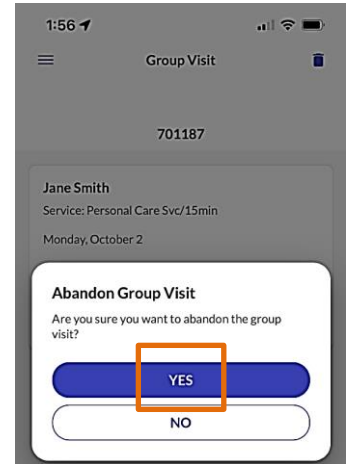
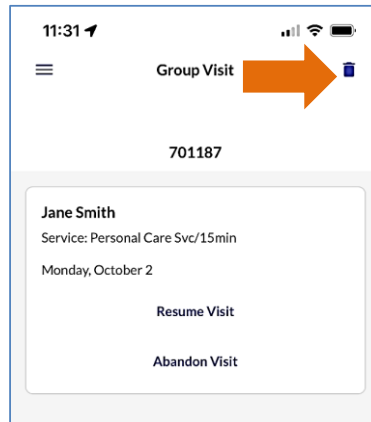
Koj yuav tsis siv kev tso tseg kev xaiv kev mus xyuas tas li, tab sis nws tuaj yeem pab tau zoo. Piv txwv li kuv tab tom ua hauj lwm ntawm Martha thawj phab, tab sis kuv hnov qab ntaus sij hawm tawm ua ntej kuv tawm hauj lwm. Lub sij hawm tom ntej uas kuv qhib lub app SMC—tej zaum thaum uas kuv sim ntaus sij hawm nkag rau kev mus xyuas tshiab ntawm Scott thawj phab—kuv yuav pom lub nab cos no thiab pom tias kuv li kev mus xyuas nrog Martha tseem “nyob hauv kev mus xyuas.” Uh oh! Qhov ntawd yog thaum uas kuv tuaj yeem siv qhov Kev Tso Tseg Kev Mus Xyuas. Qhov ntawd yuav ua kom paub tseeb tias kuv li kev mus xyuas nrog Martha raug muab khaws cia lawm, thiab kuv tuaj yeem pib qhov kev mus xyuas tshiab nrog Scott tau. Kuv kuj yuav tsum tau hu rau kuv lub chaw hauj lwm ntawm tus kws muab kev pab cuam thiab qhia rau lawv paub txog lub sij hawm uas kuv tau xaus kuv li kev mus xyuas nrog Martha tiag.

Yog li ntawd qhov no yuav raug muab siv tau thaum koj hnov qab ntaus sij hawm tawm nyob tom ntu kawg ntawm kev mus xyuas. Nws yuav tshwm msim, yog li ntawd cia peb saib rau ntawm cov nab cos ntawd.

Kev Tso Tseg Cov Kev Xaiv Kev Mus Xyuas

Lub Cim Tawb Khib Nyiab

- Twb rau ntawm Lub Tawb Khib Nyiab hauv ces kaum sab xis saum toj.
- Taum rau **Yes (Yog)** kom tso tseg tau kev mus xyuas.



32

Muaj ob txoj hau kev kom tso tseg tau kev mus xyuas.

Thawj txoj yog kev siv lub cim tawb khib nyiab hauv ces kaum sab xis saum toj ntawm lub nab cos. Peb qhov kev piv txwv ntawm no yog los ntawm kev mus xyuas ua pab pawg, tab sis tuaj yeem ua tiav qhov no tau hauv kev mus xyuas zaum twg los tau.

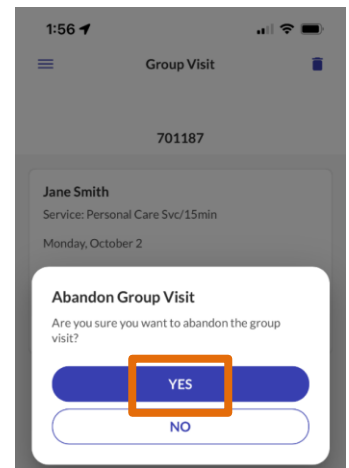
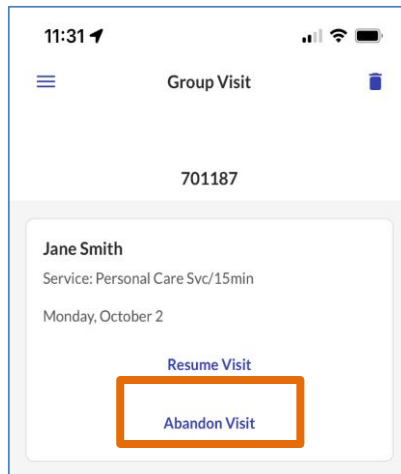
Tom qab ntawd ces twb rau Yog kom lees paub.

Mus tom ntej thiab chwv rau cov nyob hauv daim ntawv swb no tam sim no.

Kev Tso Tseg Cov Kev Xaiv Kev Mus Xyuas

Hauv Kev Mus Xyuas

- Twb rau lub pob **Abandon Visit (Tsog Tseg Kev Mus Xyuas)**.
- Taum rau **Yes (Yog)** kom tso tseg tau kev mus xyuas.



Kev xaiv thib ob, yog tias koj nyob hauv kev mus xyuas (hauv qhov kev piv txwv no yog kev mus xyuas ua pab pawg), tab tom siv lub pob Kev Tso Tseg Kev Mus Xyuas. Peb muaj lub voj plaub fab xim daj nyob ib ncig nws ntawm no. Tom qab ntawd ces taum rau Yog kom xaus tau kev mus xyuas.

Cia li twb rau lub nab cos ntawm daim ntawv swb no.

Thaum Lub App SMC Tsis Txuas Nrog Is Taws Nem Lawm

Tam Sim No Ua Dab Tsi Ntxiv?

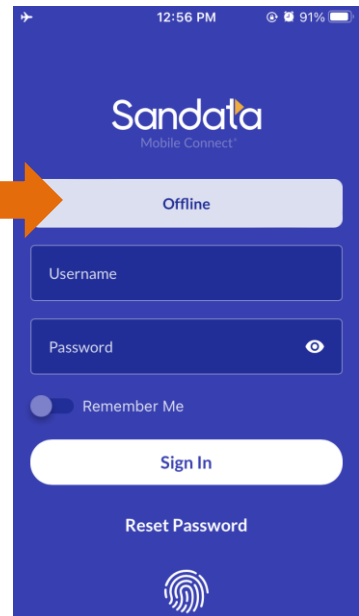
Kev Tsis Lav Ris: Tag nrho cov ntaub ntawv ntawm tus qhua raug tsim los siv rau kev qhia ntawv nkaus xwb.



Tsis Muaj Wi-Fi? Tsis muaj teeb meem! Lub app SMC tsis tas muaj Wi-Fi los sis kev pab cuam is taws nem hauv xov tooj los tau. Cia peb los saib seb qhov ntawd siv tau li cas.

SMC Offline Mode (Qhov Tsis Txuas Xaim Huab Cua)

- Yuav nthos rau cov kev sib ntsib yog siv lub app SMC thaum tsis muaj xaim Wi-Fi los sis xaim xov tooj ntawm tes; qhov no yog hu ua Offline mode (Qhov Tsis Txuas Xaim Huab Cua).
- Daim duab qhia tias **Offline (Tsis Txuas Xaim)** yuav tshwm tawm los thaum ua hauj lwm hauv mauj tsis txuas xaim.
- Rau npe nkag lab npauv li ib txwm.



35

Yog tias tus neeg ua hauj lwm tsis muaj kev txuas rau Wi-Fi los sis kev pab cuam is taws nem hauv xov tooj, tseem tuaj yeem yuav tuav tau kev mus xyuas los ntawm kev siv mauj Tsis Txuas Xaim.

Koj tuaj yeem pom tau thaum koj nyob hauv mauj Tsis Txuas Xaim vim tias daim duab qhia nyob saum toj kawg.

Lus Qhia Tswv Yim: Yog tias lub app uas tab tom qhib ntawd tsuas qhib pom lub voj voom uas kiv mus los thiab nkag tsis tau rau lub nab cos rau npe nkag no li, qhov no txhais tau tias xam nyas xov tooj tsis tshua muaj zog txaus yuav rau npe tau, yog li lub app thiaj li tshawb nrhiav tas li, tshawb nrhiav, tshawb nrhiav.

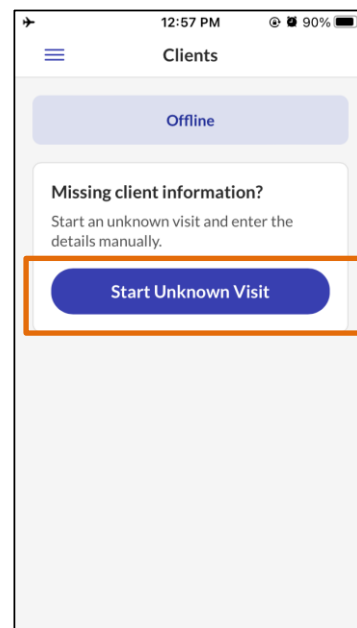
Txoj hauv kev daws teeb meem yog muaj rau koj los "pab" lub app txiav txim siab seb nws puas muaj xam nyas txaus los ntawm ib qho twg (1) sim txhim kho qhov xam nyas—piv txwv li, mus rau tom lub qhov rais los sis nraum qab khav kom muaj xam nyas zoo dua los sis siv is taws nem hauv xov tooj kom muaj xam nyas ntau tuaj, los sis (2) teeb lub xov tooj ntawm tes rau hauv Mauj Dav Hlau kom tsis txhob muaj xam nyas thiab xav tau kev mus xyuas hauv mauj tsis txuas xaim thiaj li paub meej.

Rau npe nkag lab npauv li ib txwm nrog koj lub npe tus neeg siv thiab tus phav xab vawj. Tom qab ntawd, thaum peb ua tiav qhov no lawm thiab twb rau Sau npe nkag, peb yuav pom peb daim ntawv swb tom ntej.

SMC Offline Mode (Qhov Tsis Txuas Xaim Huab Cua)

Kab Tshawb Nrhiav Tus Neeg Qhua tsis pom muaj hauv mauj Tsis Txuas Xaim. Yog li ntawd, tus neeg ua hauj lwm yuav tsum tau pib kev mus xyuas uas tsis paub:

- Kab Tshawb Nrhiav Tus Qhua yuav muaj xim txho thaum nyob hauv mauj Tsis Txuas Xaim.
- Taum rau **Start Group Visit (Pib Qhov Kev Mus Xyuas Uas Tsis Paub)**.



36

Lub nab cos no yog qhov chaw uas kev mus xyuas tsuas muaj qhov txawv me ntsis xwb.

Hauv kev mus xyuas Tsis Txuas Xaim, kab Tshawb Nrhiav Tus Qhua tsis pom muaj— nws ua xim txho lawm xwb. Qhov kev xaiv uas tseem tshuav hauv lub nab cos no yog los Pib Qhov Kev Mus Xyuas Uas Tsis Paub xwb. Twb rau lub pob ntawd.

SMC Offline Mode (Qhov Tsis Txuas Xaim Huab Cua)

- Ntaus tus neeg qhua cov ntaub ntawv qhia paub.
- Taum rau **Start Visit (Pib Qhov Kev Mus Xyuas)**.
- Start Group Visit (Pib Kev Mus Xyuas Ua Pab Pawg) yuav tsis muaj qhov tsis txuas xaim huab cua.
- Cov ntaub ntawv qhia paub yuav qhib kom pom rau tus kws muab kev pab cuam rau zaum tom ntej uas koj rau npe nkag lab npauv uas muaj is taws nem lawm.

12:58 PM 90%

Start Unknown Visit X

Please enter the client's name to continue.

First Name
Ron

Last Name
Asch

Medicaid ID (optional)

Client ID (optional)
199272

Start Visit

37

Ntaus cov ntaub ntawv qhia paub: tus qhua lub npe thiab lub xeem.

Koj yuav pom thaj tsam yuav sau tus qhua tus ID rau. Tus qhua tus ID yog tus naj npawb uas yuav siv tau zoo tshaj plaws. Nws yog tus naj npawb uas cob los ntawm Sandata uas tus kws muab kev pab cuam yuav tsum tau muab rau cov neeg ua hauj lwm lawm. (Yog tias koj muaj tus naj npawb Medicaid tus ID uas ntev zog koj tuaj yeem siv qhov ntawd los pauv tau.)

Taum rau Start Visit (Pib Qhov Kev Mus Xyuas). Zoo li peb tau pom ua ntej no, lawv yuav nug koj kom lees paub, thiab koj yuav pom lub nab cos Nyob Hauv Qhov Kev Mus Saib Xyuas. Ua Tiav Lawm!


Cov kauj ruam rau kev ua kom tiav kev mus xyuas tsis paub yog zoo tib yam li qhov uas peb twb tau qhia los.

Lus cim tseg sai-sai: Hauv hom Offline, Kev mus ntsib yuav tsis tso tawm rau Sandata EVV Portal (Chaw Muab Kev Pab Saum Huab Cua) koj tus thawj tswj hwm EVV siv kom txog thaum koj nkag mus rau lub app SMC nrog kev sib txuas hauv is taws nem tom qab. Cov ntaub ntawv qhia paub raug muab xa rau lub sij hawm no. Qhov ntawd tuaj yeem yog tib hnuv los sis txhua lub sij hawm hauv 7 hnuv tom ntej. Yog tias koj ua hauj lwm rau ib lub koom haum, thov nug seb lawv xav kom koj xa hauv kev pab cuam hauv is taws nem sai npaum li cas.

Kev Txhawb Nqa Tus Neeg Ua Hauj Lwm

Wisconsin EVV Chaw Pab Neeg Qhua

- Xov tooj: 833-931-2035
- Tus email: vdxc.contactevv@wisconsin.gov
- Hnub Monday-Hnub Friday: 7 teev sawv ntxov–6 teev tsaus ntuj lub sij hawm Nruab Nrab Teb



Thaum koj pib siv nws los teev tseg cov kev mus xyuas lawm, koj yuav muaj cov lus nug ntxiv. Yog tias koj muaj, thov hu rau EVV Chaw Pab Neeg Qhua. Lawv yuav khoom los pab koj nrog cov teeb meem txog lub app SMC uas koj yuav ntsib ntawd. Tiv tauj EVV Chaw Pab Neeg Qhua yog tias koj muaj lus nug dab tsi hais txog cov peev txheej kev pab txog kev cob qhia, EVV hauv Wisconsin, ForwardHealth Portal (ForwardHealth Lub Chaw Nkag), los sis yog tias koj muaj lus nug txog txoj hau kev siv lub app SMC.

Tuaj yeem tiv tauj tau EVV Chaw Pab Neeg Qhua hauv xov tooj los sis hauv email hauv Hnub Monday–Hnub Friday thaum 7 teev sawv ntxov txog 6 teev tsaus ntuj lub sij hawm Nruab Nrab Teb.

Tus zauv QR ntawm no yuav qhia pom lawv tus naj npawb xov tooj kom koj thiaj tuaj yeem khaws cia tau rau koj lub xov tooj daim ntawv teev npe tus neeg tiv tauj.

EVV Cov Peev Txheej Rau Kev Kawm Siv



WISCONSIN DEPARTMENT OF HEALTH SERVICES

Home | About Us | Services | Training & Education | Health Care & Support | Health Care & Support | Employment & Training | Practice & Policies | Certifications, Licenses & Permits

Home > Services & Resources > Electronic Visit Verification (EVV) Training Workers

Electronic Visit Verification (EVV): Training Workers

Train the workers who will use an EVV system to check in and out for visits. Use the combination of resources that makes the most sense for your agency and worker needs. Most workers will need to view all the resources. These resources can also be used as review and reference materials.

Refer to [Training Modules for Electronic Visit Verification](#) for training plan suggestions. As a reminder, training resources do not supersede DHS policy. Refer to [EVV Implementation and Support](#) for EVV policy information.

Additional languages for written materials can be requested at alsandata@dhs.wisconsin.gov or 833-838-2033. Please allow 30 business days for translation and delivery.

Resource Title	Description	Language Available
General		
EVV Informational Video	Learn what EVV is and how EVV information is collected during a visit by watching this short video (2:58 minutes).	English
EVV Fundamentals-All Care User	A video to learn the purpose of EVV, the methods for verifying a client visit, steps needed to start implementing EVV, and when to file EVV resources. (28:54)	English
EVV Service and Task List	Information workers will need to enter when they complete visits using EVV.	English (PDF), Spanish (PDF), Hmong (PDF), Burmese (PDF), Tagalog (PDF)
EVV Worker Visit Template	A card that workers can use during visits to capture relevant information.	English
Mobile Visit Verification with the Sandata Mobile Connect app		
EVV Essentials: How to Use the SMC App	A video to learn everything needed to use the Sandata Mobile Connect app, also known as the SMC app. You'll also learn the steps needed to capture a client visit even when Wi-Fi or cell phone coverage is not available. (27:08 minutes)	English
Download the		

www.dhs.wisconsin.gov/evv/training-workers.htm

Rau txhua tus neeg tuaj tshab rau EVV lub luag hauj lwm ua tus neeg ua hauj lwm los sis tus uas xav tau kev rov ua kom nco tau txog EVV qhov kev lis tshwj xeeb los sis qhov ncauj lus sib tham, muaj ntau cov peev txheej kev pab txog kev cob qhia.

Ib tus zauv QR los sis txoj kab txuas yuav koj koj mus rau peb lub DHS EVV Qhov Kev Cob Qhia Phab vev xaib txog cov peev txheej kev pab rau cov neeg ua hauj lwm. Koj yuav nrhiav tau cov ntaub ntauw uas luam tau hauv Lus Askiv, Lus Mev, Lus Hmoob, thiab lwm hom lus, ua ke nrog cov vib dis aus kev cob qhia.

Hloov Kev Xaiv Txog Kev Pab Cuam

Kev Tsis Lav Ris: Tag nrho cov ntaub ntawv ntawm tus qhua raug tsim los siv rau kev qhia ntawv nkaus xwb.



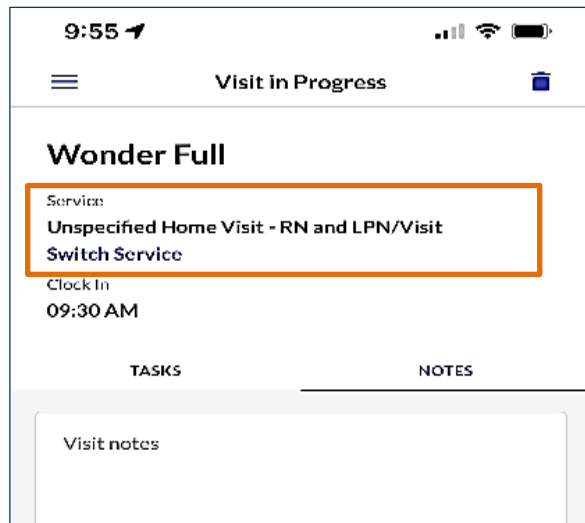
Yog lawm, tam sim no peb tab tom hloov mus rau hauv lub swb uas tsis siv rau cov kws tu neeg mob ywj pheej, tab sis tuaj yeem siv rau lwm tus. Qhov no yog qhov kev siv uas yuav ua tau ib tug pab txuag lub sij hawm rau ib co ntawm koj.

Nco ntsoov, "cov kev pab cuam" yog cov pab pawg kev saib xyuas dav. Nco ntsoov, "cov kev pab cuam" xa mus rau ntau hom kev saib xyuas uas koj tab tom muab. Lawv tsis yog cov hauj lwm me-me, ib tus neeg ua hauj lwm (xws li pab hnav khaub ncaws los sis txhuam hniav, piv txwv li) ua thaum mus ntsib thiab sau cov ntaub ntawv saib xyuas tus kheej.

Cia peb mus kom thoob kev xaiv txog Kev Hloov Cov Kev Pab Cuam.

Hloov Kev Xaiv Txog Kev Pab Cuam

- Qhib lub cim cov ntawv qhia xaiv thiab xaiv Visits (Cov Kev Mus Xyuas).
- Siv lub kem Upcoming (Yuav Los No).
- Taum rau ntawm kev mus xyuas.
- Twb rau **Switch Services (Kev Hloov Cov Kev Pab Cuam)**.



41

Tej zaum nej qee leej twb swm nrog tus zauv kev pab cuam Combo uas muab siv hauv IRIS (Include, Respect, I Self-Direct (Suav Sawv Daws, Sib Huab Hwm, Kuv Taw Qhia Tus Kheej)). IRIS cov neeg ua hauj lwm siv Sandata tseem tuaj yeem siv tus zauv Combo thaum kev saib xyuas rau tus kheej thiab cov kev mus xyuas txog kev saib xyuas txhawb nqa sib txuam ua ke. Qhov kev xaiv Kev Hloov Cov Kev Pab Cuam tshiab no yuav muab tau kev xaiv uas yooj yim rau txhua leej.

Nws yog kev xaiv uas zoo heev, qhov tseeb, thiab yog li peb muaj tus tau muab tus qhua tis npe ua Wonder Full. Yog tias koj tab tom hloov los ntawm ib pab pawg kev pab cuam (ntawm no, kev mus xyuas hauv tsev los ntawm tus kws tu mob uas rau npe lawm [RN] los sis tus kws xyaum tu mob uas muaj daim ntawv tso cai [LPN]) mus rau lwm hom kev pab cuam hauv nruab nrab ntawm kev mus xyuas, no yog ib txoj kev yooj yhim yuav ua tau li ntawd yam tsis tas pib puag nram hauv paus tuaj rau kev pab cuam tshiab.

Qhib qhov mes nus thiab mus rau kem Upcoming (Yuav Los No) kom xaiv tau kev mus xyuas—tag nrho cov kauj ruam uas peb tau ua tiav ua ntej no. Tam sim no nrhiav qhov Kev Hloov Cov Kev Pab Cuam hauv tus qhua lub npe. Taum rau Kev Hloov Cov Kev Pab Cuam. Mus tom tnej thiab twb qhov ntawd nrog koj tus niv tes rau saum lub nab cos.

Hloov Kev Xaiv Txog Kev Pab Cuam

8:17

ALTERNATE LOCATION

Please select your location *

Home ✓

Community

CONTINUE

CANCEL

8:17

SERVICE SELECTION

Friday, August 4, 2023

MOUNT THOMAS

Please select the service you are providing

Unspecified Therapeutic Procedure - OT/Visit

Med Admin - Oral, IM, SUBQ/Visit ✓

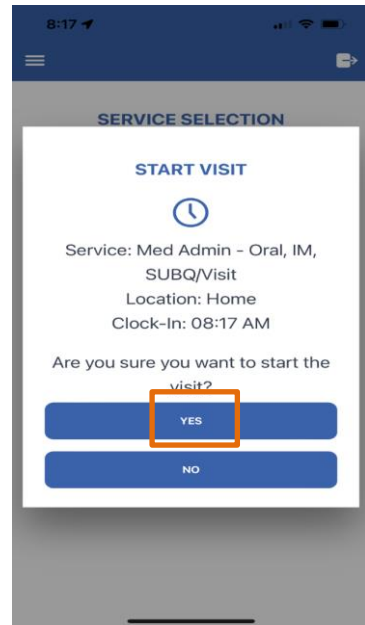
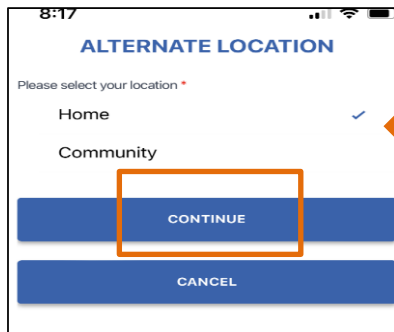
START VISIT

42

Npaj koj tus ntiv tes kom txhij! Ntawm no yog yam uas koj yuav taum rau tom ntej:

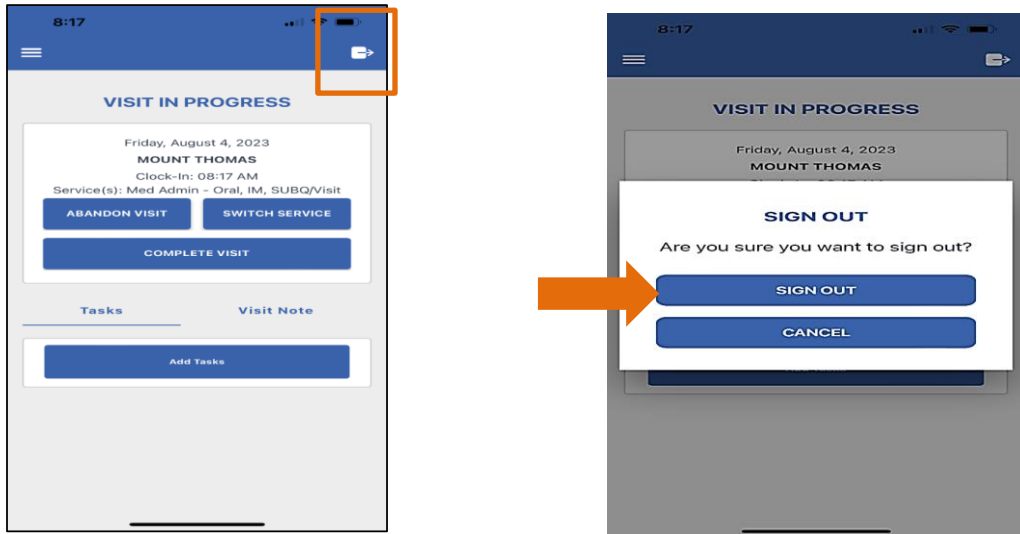
- Thaum koj hloov cov kev pab cuam, lawv yuav nug koj kom xaiv Home (Tsev) los sis Community (Zej Zog) rau kev pab cuam uas koj tau xaus.
- Xaiv qhov chaw nyob ntawm kev mus xyuas qhov uas tau xaus kev pab cuam.
- Nias Continue (Txuas Mus Ntxiv).
- Tom qab ntawd xaiv hom kev pab cuam tshiab (hauv peb li kev piv txwv, kev pab cuam hauv qab kawg yuav raug xaiv) thiab Pib Qhov Kev Mus Xyuas.

Hloov Kev Xaiv Txog Kev Pab Cuam



Li ib txwm, lawv yuav nug koj kom xaiv qhov chaw nyob ntawm kev mus xyuas qhov uas kev pab cuam zaum thib ob yuav pib. Tom qab ntawd ces xaiv Yes (Yog) kom Start Visit (Pib Qhov Kev Mus Xyuas).

Hloov Kev Xaiv Txog Kev Pab Cuam



44

Ua Tiav Lawm! Lub nab cos Nyob Hauv Qhov Kev Mus Saib Xyuas yuav qhib! Li ib txwm, koj tuaj yeem rau npe tawm lab npauv ntawm lub app thaum muab cov kev pab cuam. Taum rau ntawm lub cim qhov rooj nyob sab xis saum toj kawg thiab taum rau Sau Npe Tawm.

Koj tuaj yeem hloov cov kev pab cuam tas li raws li qhov tsim nyog thiab xaus tag nrho kev mus xyuas li ib txwm.

Kev Xaiv Txog Kev Mus Xyuas Ua Pab Pawg

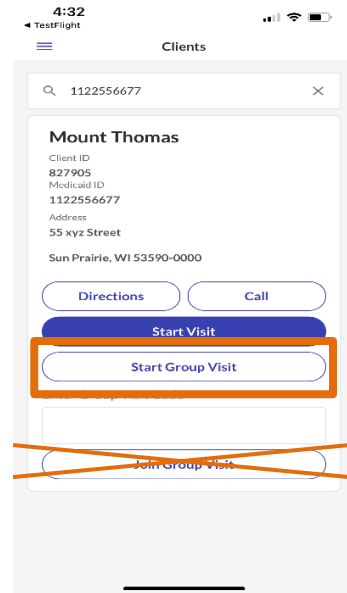
Kev Tsis Lav Ris: Tag nrho cov ntaub ntawv ntawm tus qhua raug tsim los
siv rau kev qhia ntawv nkaus xwb.



Kev Xaiv Txog Kev Mus Xyuas Ua Pab Pawg

Kev mus xyuas ua pab pawg pab kom ib tug neeg ua hauj lwm muab tau cov kev pab cuam rau pab pawg neeg tau rau ntau cov neeg qhua yam tsis tas muaj kev ntaus sij hawm nkag thiab ntaus sij hawm tawm rau txhua leej:

- Ntaus thawj tus qhua cov ntaub ntawv qhia paub li ib txwm.
- Taum rau **Start Group Visit (Pib Kev Mus Xyuas Ua Pab Pawg)**.



Koj tus kws muab kev pab cuam yuav qhia rau koj seb koj puas yuav muaj peev xwm siv tau kev mus xyuas ua pab pawg tau. Yog tias koj tab tom muab kev pab cuam rau ntau tus neeg qhua hauv kev mus xyuas ib zaug xwb hauv tib qho chaw, thaib lawv muaj tus neeg them nyiaj thiab tus kws muab kev pab cuam rau lub khoos kas tib tug, koj tuaj yeem Pib Kev Mus Xyuas Ua Pab Pawg tau.

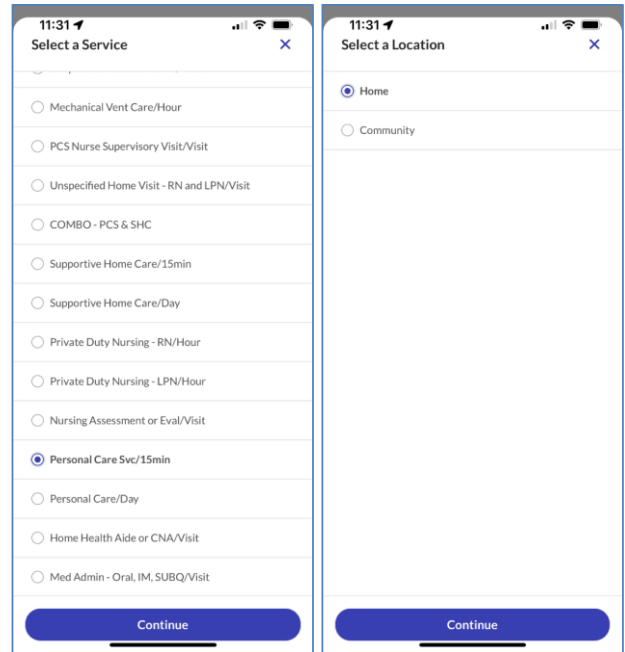
Pib zoo li koj yuav pib li lwm qhov kev mus xyuas twg: rau npe nkag lab npauv thaib ntaus thawj tus qhua cov ntaub ntawv qhia paub rau. Lub nab cos no yog qhov chaw uas koj yuav xaiv Start Group Visit (Pib Kev Mus Xyuas Ua Pab Pawg).

Qhov no yuav muab lub hauv paus qhia txog kev mus xyuas rau koj txog yam yuav ntxiv tau cov neeg qhua ntxiv.

Cim tseg qhov kev xaiv zaum kawg ntawm kev tshuaj ntsuam, Join Group Visit (Koom Nrog Pab Pawg Mus ntsib), qhia ntawm no nrog cov xim txiv kab ntxwv X tsis siv hauv Wisconsin txhawm rau los sau EVV cov kev mus ntsib.

Kev Xaiv Txog Kev Mus Xyuas Ua Pab Pawg

- Xaiv hom Kev Pab Cuam thiab twb rau **Continue (Txuas Ntxiv Mus)**.
- Xaiv Qhov Chaw thiab taum rau **Continue (Txuas Ntxiv Mus)**.



47

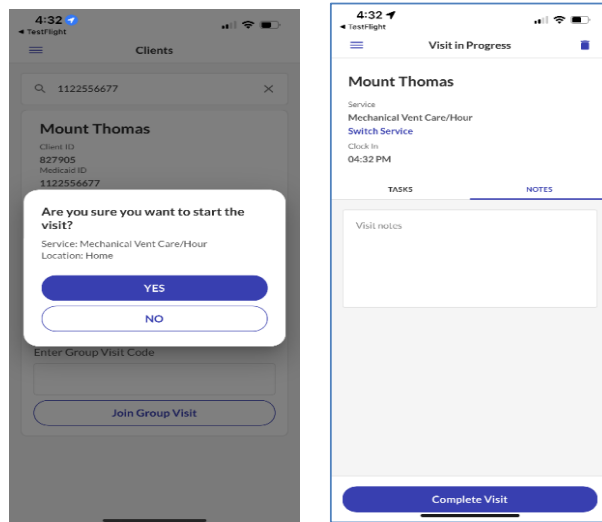
Tom qab pib Kev Mus Xyuas Ua Pab Pawg lawm, lawv yuav nug koj kom Xaiv Kev Pab Cuam.

Xaiv hom kev pab cuam thiab taum rau **Continue (Txuas Ntxiv Mus)**.

Tom qab ntawd koj yuav tsum tau xaiv qhov chaw, Home (Tsev) los sis Community (Zej Zog), thiab twb rau **Continue (Txuas Ntxiv Mus)**.

Kev Xaiv Txog Kev Mus Xyuas Ua Pab Pawg

- Twb rau **Yes (Yog)** kom pib tau kev mus xyuas ua pab pawg.



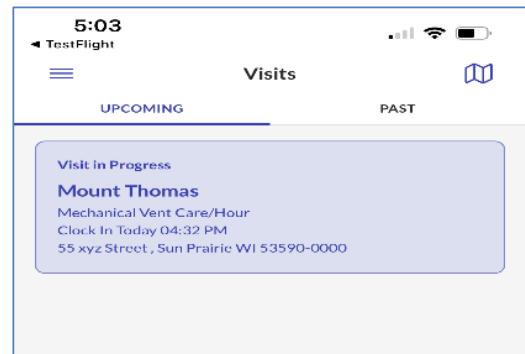
48

Ntxiv mus, koj yuav twb rau Yes (Yog) kom pib tau kev mus xyuas ua pab pawg.

Tom qab ntawd ces koj yuav pom lub nab cos uas swm nrog nyob rau sab xis, qhia pom tias tau ntaus thawj tus neeg qhua rau lawm.

Kev Xaiv Txog Kev Mus Xyuas Ua Pab Pawg

- Siv qhov mes nus, mus rau Visits (Cov Kev Mus Xyuas).
- Xaiv lub kem Upcoming (Yuav Los No).
- Taum rau Visit in Progress (Nyob Hauv Qhov Kev Mus Saib Xyuas).

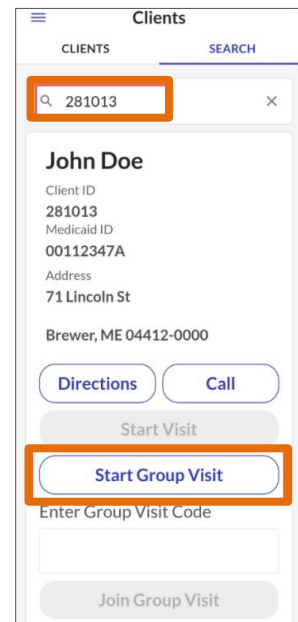
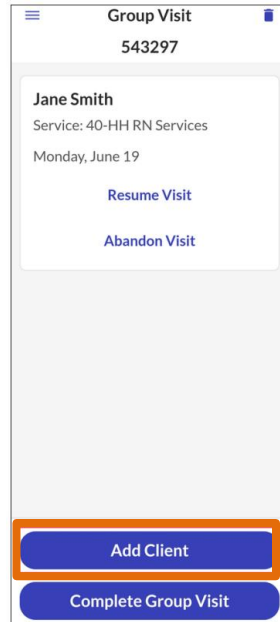


Txhawm rau txuas ntxiv mus, koj yuav tsum siv lub hauv paus ntawd los ua koj lub hauv paus:

- Hauv qhov mes nus, mus rau Visits (Cov Kev Mus Xyuas).
- Xaiv lub kem Upcoming (Yuav Los No). Koj yuav pom kev mus xyuas hauv paus uas koj tau teeb tsim ua ntej no.
- Twb rau qhov tseem tab tom nyob hauv kev mus xyuas ntawd kom qhib tau nws.

Kev Xaiv Txog Kev Mus Xyuas Ua Pab Pawg

- Xaiv **Add Client (Ntxiv Tus Neeg Qhua)**.
- Ntaus tus neeg qhua tom ntej tus Medicaid ID.
- Xaiv **Start Group Visit (Pib Kev Mus Xyuas Ua Pab Pawg)**.
- Xaiv tus qhua tus zauv kev pab cuam thiab qhov chaw, li ib txwm.
- Rov ua li ntawd rau lwm tus qhua.



50

Txij ntawd mus, koj tuaj yeem ntxiv cov qhua ib zaug ib tug:

- Xaiv Ntxiv Tus Neeg Qhua.
- Ntaus tus qhua tom ntej tus Medicaid ID, li ib txwm.
- Xaiv Start Group Visit (Pib Kev Mus Xyuas Ua Pab Pawg).

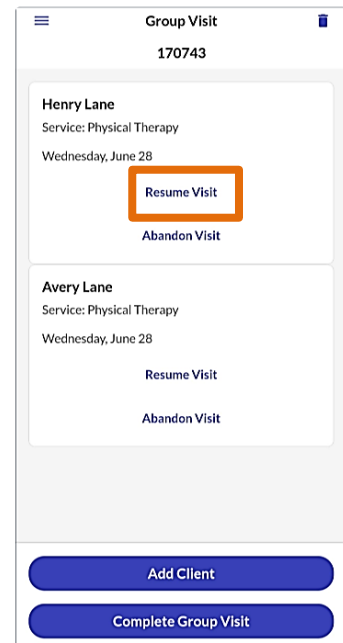
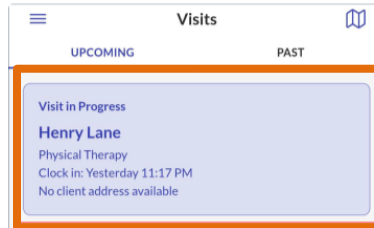
Cov nab cos uas peb twb swm nrog, txhawm rau ntxiv kev pab cuam thiab chaw nyob (lub tsev los sis zej zog), yuav qhib kom pom nyob rau tom ntej.

Koj tuaj yeem rov qab mus rau Kev Mus Xyuas no hauv qhov mes nus tas li kom ntxiv rau cov qhua kom coob li coob tau raws li tsim nyog. Tuaj yeem ntxiv tau cov neeg qhua tshiab tau txhua sij hawm thaum muaj kev mus xyuas.

Kev Xaiv Txog Kev Mus Xyuas Ua Pab Pawg

Kev xaus Kev Mus Xyuas Ua Pab Pawg tuaj yeem ua tau tiav rau ib zaug toj ib tug neeg qhua los sis ua ib pawg neeg tag nrho kiag:

- Taum rau ntawm kev mus xyuas.
- Xaiv **Resume Visit (Rov Ua Kev Mus Xyuas Dua)** rau ib tug neeg qhua toj ib zaug los sis **Complete Group Visit (Ua Tiav Kev Mus Xyuas Ua Pab Pawg)** rau tag nrho cov neeg qhua.



51

Kev xaus kev mus xyuas ua pab pawg tuaj yeem tshwm sim tau ib leeg zuj zus los sis tag nrho ua ke kiag. Nws yuav pib tau li uas koj cia siab tseg:

Los ntawm qhov mes nus, xaiv Visits (Cov Kev Mus Xyuas), thiab twb rau Upcoming (Yuav Los No). Taum rau ntawm kev mus xyuas. Yuav tso pom txhua tus neeg qhua.

Txhawm rau xaus kev mus xyuas ib tug qhua ib zaug:

- Rov Ua Kev Mus Xyuas Dua txhais tau tias koj yuav rov ua kev sau cov ntaub ntawv kawg rau tus qhua no dua.
- Cov kev tso tseg kev mus xyuas uas kev mus xyuas rau tus qhua. Koj yuav tsum tau qhia rau koj tus kws muab kev pab cuam tus thawj tswj hwm hauv chaw hauj lwm paub, kom lawv thiaj li tuaj yeem ua cov kev kho kom raug hauv Sandata Portal (Sandata Lub Chaw Nkag) tau.

Txhawm rau xaus tag nrho cov qhua cov kev mus xyuas ua ke tib zaug, xaiv Complete Group Visit (Ua Tiav Kev Mus Xyuas Ua Pab Pawg) nyob hauv qab kawg ntawm lub nab cos.

Lwm txoj kev, koj tuaj yeem cia siab tau cov nab cos uas swm zoo sib xws ntawd los ua kev xaus lwm qhov kev mus xyuas twg los tau.

Kev Xaiv Txog Cov Hauj Lwm thiab Cov Lus Cim Tseg

Kev Tsis Lav Ris: Tag nrho cov ntaub ntawv ntawm tus qhua raug tsim los siv rau kev qhia ntawv nkaus xwb.



Qee cov chaw muab kev pab cuam tab tom siv qhov EVV los sau cov ntaub ntawv teev tseg txog cov ntaub ntawv qhia paub txog kev saib xyuas kho mob. Hauv daim npav ID Tus Neeg Ua Hauj Lwm, tus kws muab kev pab cuam tuaj yeem teev tseg seb puas yuav tsum muaj cov hauj lwm thiab cov lus cim tseg nyob hauv EVV los sis tsis tau muaj.

Yog tias qhov no yog qee yam uas koj yuav tsum tau ua, muaj ob peb lub nab cos luv-luv nyob tom kawg ntawm kev mus xyuas. Cia peb los saib.

Yog tias koj tus kws muab kev pab cuam tsis xav tau nws, koj tsis tas yuav txhawj txog cov kev xaiv no.

Kev Xaiv Txog Cov Hauj Lwm thiab Cov Lus Cim Tseg

Thaum xaus kev mus xyuas lawm:

- Xaiv kem qhia txog Cov Hauj Lwm.
- Taum rau **Add Tasks (Ntxiv Cov Hauj Lwm)**.
- Xaiv los ntawm daim ntawv teev npe.
- Taum rau **Done (Ua Tiav)**.

53

Koj yuav lees paub txog lub nab cos no tias yog ib qho ntawm cov kawg nkaus nyob rau qhov kev lis ntaus sij hawm tawm. Koj tuaj yeem pom tau qhov Visit in Progress (Nyob Hauv Qhov Kev Mus Saib Xyuas) nyob saum toj kawg, thiab qhov kev xaiv los Complete Visit (Ua Tiav Qhov Kev Mus Xyuas) nyob hauv qab kawg.

Hauv lub nab cos no, yog tias koj yuav tsum ntaus cov hauj lwm thiab cov lus cim tseg rau:

- Mus rau kem Cov Hauj Lwm.
- Taum rau Ntxiv Cov Hauj Lwm. Uas yuav qhib daim ntawv teev npe zoo sib xws li ib qho uas koj pom nyob rau sab xis.
- Xaiv tag nrho cov hauj lwm uas ua tiav thaum kev mus xyuas los ntawm daim ntawv teev npe.
- Xaiv Ua Tiav.

Kev Xaiv Txog Cov Hauj Lwm thiab Cov Lus Cim Tseg

- Lees paub txog txhua txoj hauj lwm los ntawm kev twb rau nws lub voj voom.
- Xaiv kem Cov Lus Cim Tseg yog tias tsim nyog.
- Ntxiv cov lus cim tseg rau.
- Taum rau **Complete Visit (Ua Tiav Qhov Kev Mus Xyuas)**.



Visit in Progress

Jessica Faucett

Service
HHO Physical Therapy
Switch Service

Clock In
10:24 AM

TASKS NOTES

Add Tasks

Assist with Medication Clear

Task Completed

Complete Visit

54

Ntxiv mus, koj yuav tsum tau lees paub txhua txoj hauj lwm los ntawm kev taum rau lub voj voog nyob ntawm nws ib sab. Qhov no yuav tiv thaiv kom txhob muaj kev yuam kev.

Yog tias koj muaj cov lus cim tseg uas yuav ntxiv rau, koj tuaj yeem ntaus cov ntawd txuas mus rau hauv kem Cov Lus Cim Tseg.

Txij ntawm no mus, koj yuav npaj txhij los xaiv Complete Visit (Ua Tiav Qhov Kev Mus Xyuas) thiab xaus kev mus xyuas li ib txwm.

Kev Xaiv Txog Kev Txheeb Xyuas Qhov Tseeb Ntawm Tus Neeg Qhua

Kev Tsis Lav Ris: Tag nrho cov ntaub ntawv ntawm tus qhua raug tsim los siv rau kev qhia ntawv nkaus xwb.



Qhov no yog rau cov koom haum muab kev pab cuam uas siv EVV txhawm rau los sau cov ntaub ntawv kev saib xyuas. Yog tias koj lub koom haum xav tau cov hauj lwm thiab cov ntawv sau hauv EVV, lawv tseem yuav xav tau tus neeg siv khoom txhawm rau los txheeb xyuas.

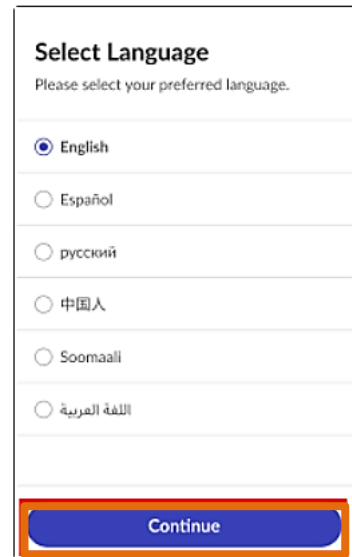
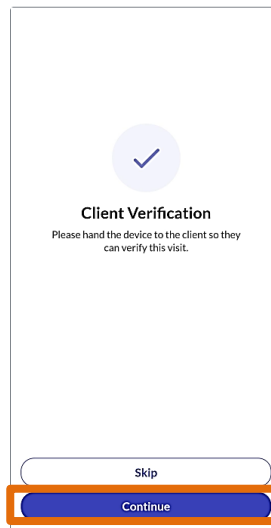
Yog tias qhov no yog qee yam uas koj yuav tsum tau ua, muaj ob peb lub nab cos luv-luv nyob tom kawg ntawm kev mus xyuas. Cia peb los saib.

Yog tias koj lub koom haum tsis xav tau nws, koj tuaj yeem xaiv cov pob nyem raug hla mus rau cov kev tshuaj ntsuam no.

Kev Xaiv Txog Kev Txheeb Xyuas Qhov Tseeb Ntawm Tus Neeg Qhua

Tom qab tus neeg ua hauj lwm tau ntaus cov ntaub ntawv kev ntaus sij hawm tawm rau lawm:

- Taum rau **Continue (Txuas Mus Ntxiv)**.
- Muab lub cuab yeej rau tus neeg qhua.
- Xaiv hom lus.
- Taum rau **Continue (Txuas Mus Ntxiv)**.



56

Txhua zaum ntawm kev mus xyuas yuav qhia pom txog lub nab cos no nyob tom kawg. Thov ceeb toom qhia rau koj paub hais tias, yog tias tus tswv hauj lwm tsis xav tau cov hauj lwm, cov lus cim tseg, thiab tus qhua kev txheeb xyuas qhov tseeb nrog EVV, koj tuaj yeem xaiv Hla Mus nyob ntawm no.

Yog tias koj yuav tsum tau sau cov hauj lwm, cov lus cim tseg, thiab tus qhua kev txheeb xyuas qhov tseeb los ntawm kev siv EVV:

- Xaiv Continue (Txuas Mus Ntxiv).
- Muab lub cuab yeej rau tus neeg qhua rau lawv ntaus lawv cov ntaub ntawv qhia paub rau, pib nrog hom lus uas lawv xav tau.
- Taum rau Continue (Txuas Mus Ntxiv).

Kev Xaiv Txog Kev Txheeb Xyuas Qhov Tseeb Ntawm Tus Neeg Qhua

- Twb rau **Confirm (Lees Paub)** los sis **Deny (Tsis Lees Paub)** rau txhua nqe.
- Taum rau **Continue (Txuas Mus Ntxiv)**.
- Xaiv Lub Npe Kos los sis Kaw Lus.

The screenshot shows a mobile app interface for service verification. At the top, it says "Hello, Harriet" and "Please verify the details for today's visit." Below this, there are three sections: "Services", "Specialized Skill Development (1:3)", and "Visit Time". Each section has a "Confirm" button and a "Deny" button. At the bottom, there is a large blue "Continue" button.

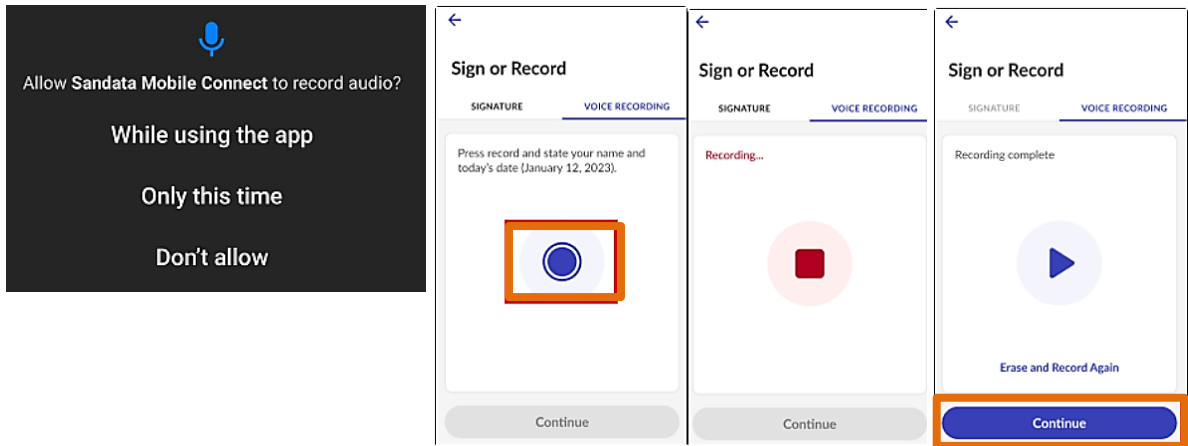
The screenshot shows a mobile app interface for signature recording. At the top, it says "Sign or Record" with options for "SIGNATURE" and "VOICE RECORDING". Below this, it says "Use your finger to sign below." and shows a handwritten signature. At the bottom, there is a "Clear" button and a large blue "Continue" button.

Rau txhua nqe uas teev tseg, tus qhua yuav tsum tau Confirm (Lees Paub) los sis Deny (Tsis Lees Paub), thiab tom qab ntawd ces taum rau Continue (Txuas Mus Ntxiv).

Qhov no yuav qhib lub nab cos tom ntej. Tus neeg qhua tuaj yeem siv lawv lub npe kos kom txheeb xyuas qhov tseeb (li pom ntawm no), los sis hauv daim ntawv swb tom ntej—

Kev Xaiv Txog Kev Txheeb Xyuas Qhov Tseeb Ntawm Tus Neeg Qhua

- Rau kev kaw lus, ua raws li cov lus qhia saum nab cos.



58

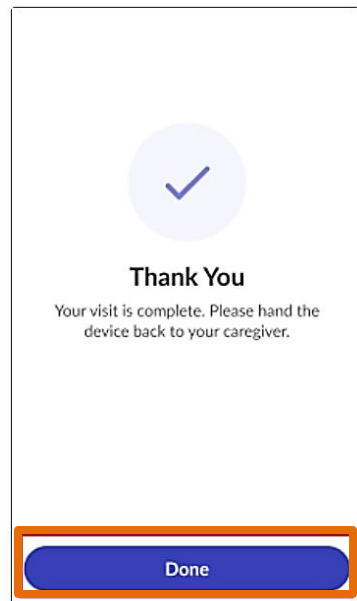
—siv kev kaw lus txog lawv lub npe thiab hnuv tim los ua kev txheeb xyuas qhov tseeb.

- Txhawm rau pib kev kaw lus, taum rau lub voj voog xim xiav.
- Txhawm rau xaus kev kaw lus, taum rau lub plaub fab xim liab.
- Taum rau Continue (Txuas Mus Ntxiv) thaum ua tiav lawm.

Nco ntsoov, **yog tias** koj lub koom haum xav tau cov ntaub ntawv no, koj tuaj yeem siv lub suab los sis xaiv kos npe. Yog tias koj lub koom haum tsis xav tau kev pov thawj ntawm cov neeg siv khoom, qhov no raug hla.

Kev Xaiv Txog Kev Txheeb Xyuas Qhov Tseeb Ntawm Tus Neeg Qhua

- Taum rau **Done (Ua Tiav)**.
- Muab lub xov tooj rov qab los rau tus neeg ua hauj lwm.




Ob peb kauj ruam ntawd yog tag nrho yam uas yuav tau ua. Ib zaug ntxiv, yog tias koj tus kws muab kev pab cuam tsis xav tau tus neeg qhua li kev txheeb xyuas qhov tseeb, koj tsis tas yuav siv cov nab cos no.

Kev Txhawb Nqa Tus Neeg Ua Hauj Lwm

Kev Txhawb Nqa Tus Neeg Ua Hauj Lwm

Wisconsin EVV Chaw Pab Neeg Qhua

- Xov tooj: 833-931-2035
- Tus email: vdxc.contactevv@wisconsin.gov
- Hnub Monday-Hnub Friday: 7 teev sawv ntxov–6 teev tsaus ntuj lub sij hawm Nruab Nrab Teb



Thaum koj pib siv nws los teev tseg cov kev mus xyuas lawm, koj yuav muaj cov lus nug ntxiv. Yog tias koj muaj, thov hu rau EVV Chaw Pab Neeg Qhua. Lawv yuav khoom los pab koj nrog cov teeb meem txog lub app SMC uas koj yuav ntsib ntawd. Tiv tauj EVV Chaw Pab Neeg Qhua yog tias koj muaj lus nug dab tsi hais txog cov peev txheej kev pab txog kev cob qhia, EVV hauv Wisconsin, ForwardHealth Portal (ForwardHealth Lub Chaw Nkag), los sis yog tias koj muaj lus nug txog txoj hau kev siv lub app SMC.

Tuaj yeem tiv tauj tau EVV Chaw Pab Neeg Qhua hauv xov tooj los sis hauv email hauv Hnub Monday–Hnub Friday thaum 7 teev sawv ntxov txog 6 teev tsaus ntuj lub sij hawm Nruab Nrab Teb.

Tus zauv QR ntawm no yuav qhia pom lawv tus naj npawb xov tooj kom koj thiaj tuaj yeem khaws cia tau rau koj lub xov tooj daim ntawv teev npe tus neeg tiv tauj.

EVV Cov Peev Txheej Rau Kev Kawm Siv



WISCONSIN DEPARTMENT OF HEALTH SERVICES

Home | About | Services | Training & Education | Health Care & Support | Health Care & Support | Employment & Training | Practice & Policies | Certifications, Licenses & Permits

Home > Services & Resources > Electronic Visit Verification > Electronic Visit Verification (EVV) Training Workers

Electronic Visit Verification (EVV): Training Workers

Train the workers who will use an EVV system to check in and out for visits. Use the combination of resources that makes the most sense for your agency and worker needs. Most workers will need to view all the resources. These resources can also be used as review and reference materials.

Refer to [Training Modules for Electronic Visit Verification](#) for training plan suggestions. As a reminder, training resources do not supersede DHS policy. Refer to [EVV Operations and Support](#) for EVV policy information.

Additional languages for written materials can be requested at alsandata@dhs.wisconsin.gov or 833-838-2033. Please allow 30 business days for translation and delivery.

Resource Title	Description	Language Available
General		
EVV Informational Video	Learn what EVV is and how EVV information is collected during a visit by watching this short video (20 minutes).	English
EVV Fundamentals-All Care User	A video to learn the purpose of EVV, the methods for verifying a client visit, steps needed to start implementing EVV, and when to file EVV resources. (20:34)	English
EVV Service and Task List	Information workers will need to enter when they complete visits using EVV.	English (PDF), Burmese (PDF), Spanish (PDF), Hmong (PDF), Burmese (PDF), Spanish (PDF)
EVV Worker Visit Template	A card that workers can use during visits to capture relevant information.	English
Mobile Visit Verification with the Sandata Mobile Connect app		
EVV Essentials: How to Use the SMC App	A video to learn everything needed to use the Sandata Mobile Connect app, also known as the SMC app. You'll also learn the steps needed to capture a client visit even when Wi-Fi cell phone coverage is not available. (27:08 minutes)	English
Download the		

www.dhs.wisconsin.gov/evv/training-workers.htm

Rau txhua tus neeg tuaj tshab rau EVV lub luag hauj lwm ua tus neeg ua hauj lwm los sis tus uas xav tau kev rov ua kom nco tau txog EVV qhov kev lis tshwj xeeb los sis qhov ncauj lus sib tham, muaj ntau cov peev txheej kev pab txog kev cob qhia.

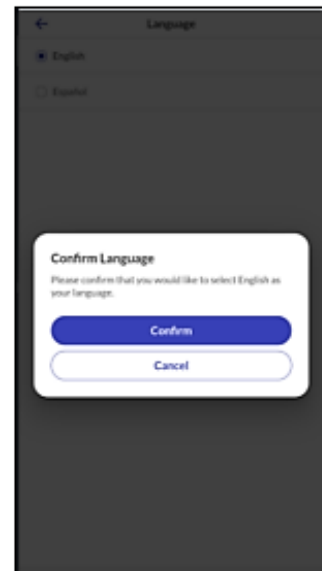
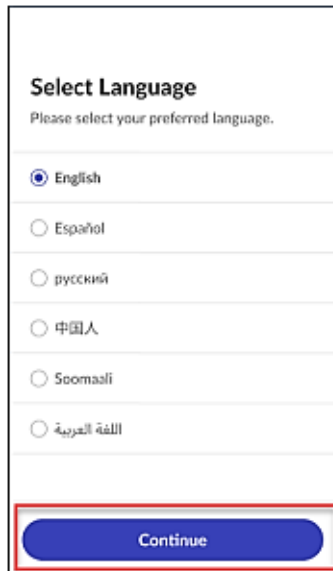
Ib tus zauv QR los sis txoj kab txuas yuav koj koj mus rau peb lub DHS EVV Qhov Kev Cob Qhia Phab vev xaib txog cov peev txheej kev pab rau cov neeg ua hauj lwm. Koj yuav nrhiav tau cov ntaub ntauw uas luam tau hauv Lus Askiv, Lus Mev, Lus Hmoob, thiab lwm hom lus, ua ke nrog cov vib dis aus kev cob qhia.

Ua Tsaug

Thov pab qhia koj cov lus qhia
hais txog ncuva kev sib tham hnuv no hauv daim ntawv
soj ntsuam luv-luv.

Lub App SMC

- **Xaiv Hom Lus**



Tej zaum koj yuav xav teeb tsa hom lus uas tsis yog Lus Askiv. Txhawm rau kom mus tau tod, yuav nug ua ntej kom xaiv koj hom lus uas nyiam los ntawm daim ntawv teev npe.

Tom qab ntawd, nws txog lub sij hawm yauv teeb tsa koj tus phav xab vawj tshiab thiab twb tau Xa. Lawv yuav coj koj rov qab mus rau lub nab cos nkag mus rau hauv.

Cov hom lus uas muaj: Lus Askiv, Lus Egyptian Arabic, Lus Phab Mab, Lus Suav Mandarin, Lus Fab Kis, Lus Hindi, Lus Hmoob, Lus Nplog, Lus Nepali, Lus Lav Xias, Lus Serbian, Lus Somali, Lus Mev, Lus Swahili, Lus Nyab Laj