



# RESPIRATORY VIRUS SURVEILLANCE REPORT

Week 1, Ending January 7, 2023

Wisconsin Department of Health Services | Division of Public Health  
Bureau of Communicable Diseases | Communicable Diseases Epidemiology Section

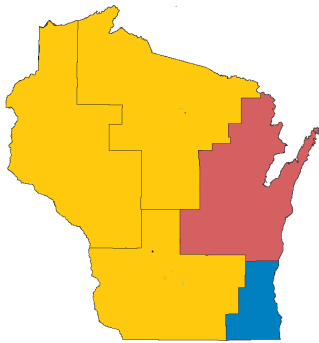
[www.dhs.wisconsin.gov/dph/bcd.htm](http://www.dhs.wisconsin.gov/dph/bcd.htm) | [dhsdphbcd@dhs.wi.gov](mailto:dhsdphbcd@dhs.wi.gov)



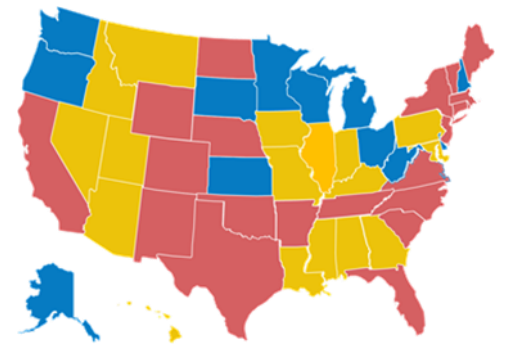
# INFLUENZA-LIKE ILLNESS (ILI) ACTIVITY

## UNITED STATES

### STATE OF WISCONSIN



### REGION V OF US (WI, MN, IL, MI, OH, IN)



● ILI: HIGH LEVELS   ● ILI: MODERATE LEVELS   ● ILI: BELOW BASELINE   ○ ILI: INSUFFICIENT DATA

## AT-A-GLANCE:

### Predominant Viruses of the Week:

Influenza A is the predominant virus this week.

### Current Alerts:

- Outpatient influenza-like illness activity and the percent positive influenza lab tests continue to decline in Wisconsin.
- Additional data on SARS-CoV-2 (the virus causing COVID-19) trends in Wisconsin can be found at: <https://www.dhs.wisconsin.gov/covid-19/data.htm>

### INFLUENZA-ASSOCIATED PEDIATRIC DEATHS REPORTED:

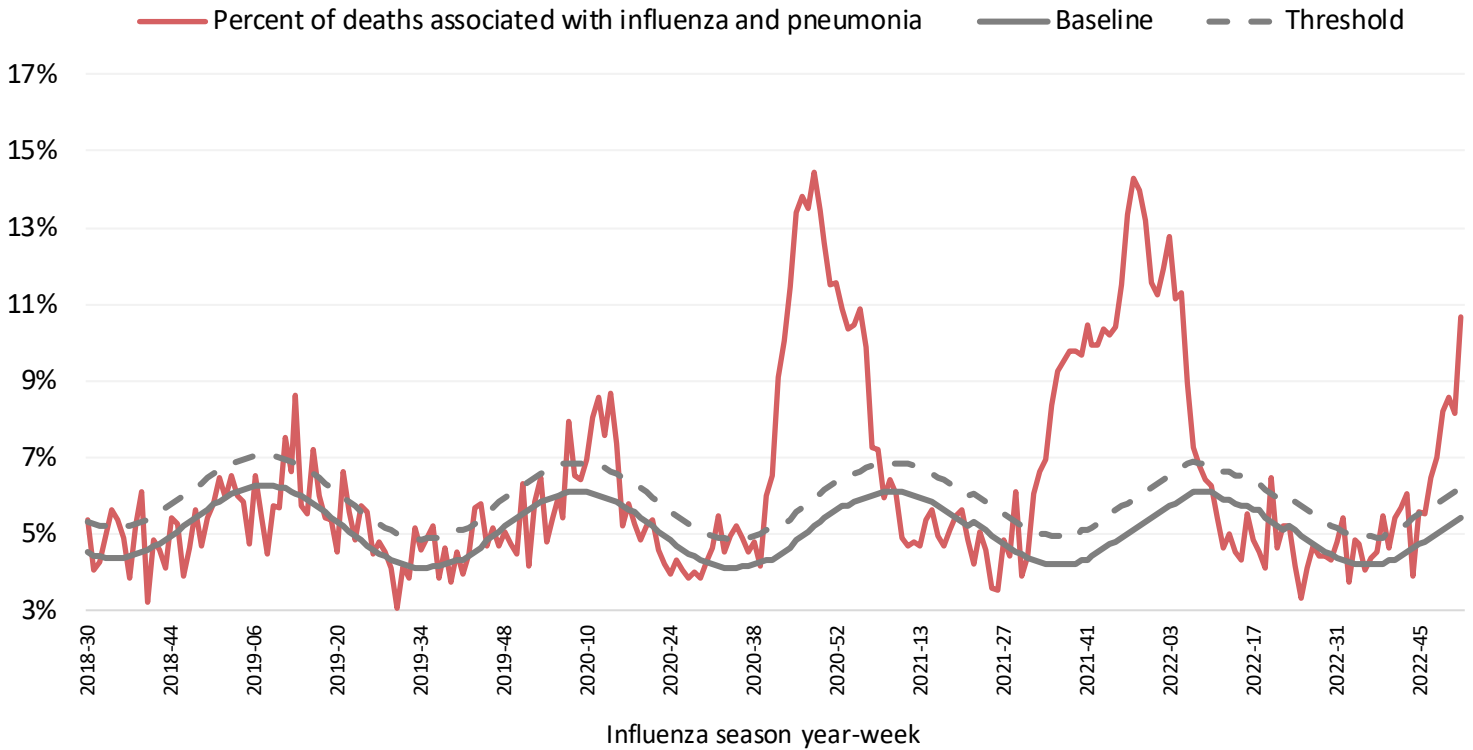
	Week 1, 2023	October 1, 2022 to present
<b>Wisconsin</b>	0	3
<b>Nationwide</b>	7	81

For National US influenza surveillance statistics visit: [www.cdc.gov/flu/weekly/](http://www.cdc.gov/flu/weekly/)

# INFLUENZA AND PNEUMONIA-ASSOCIATED MORTALITY

## Influenza and Pneumonia Deaths, Wisconsin

**Influenza- and pneumonia-associated deaths by influenza season year and week, Wisconsin**



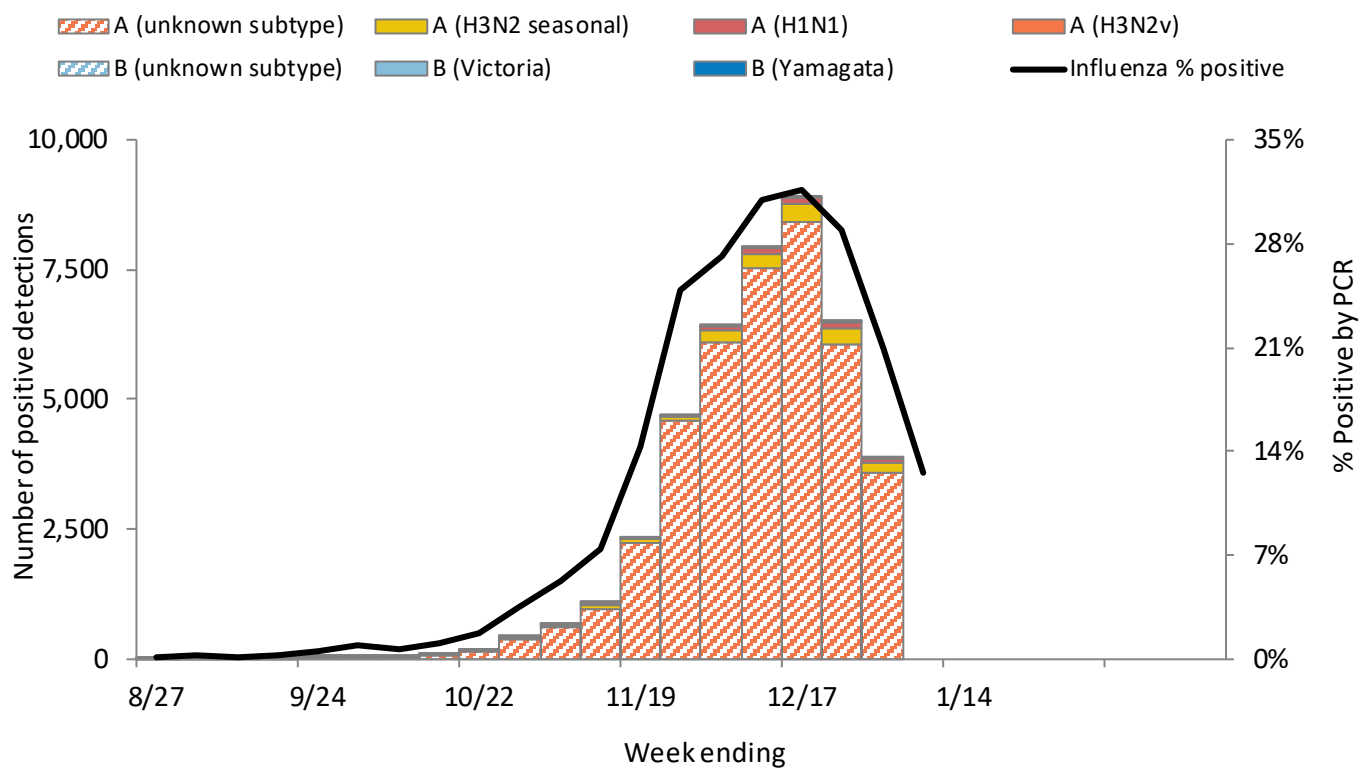
**Influenza- and pneumonia-associated deaths by most recent 3 week period.**

Influenza season week	Influenza-associated deaths (I)	Pneumonia-associated deaths (P)	Percent I+P of all deaths	Baseline I+P of all deaths	Threshold I+P of all deaths
51	22	1003	8.5%	5.2%	6.0%
52	27	101	8.1%	5.3%	6.1%
1 Preliminary Data	21	104	10.6%	5.4%	6.2%

Data source: [DPH, Office of Health Informatics](#)

# WISCONSIN LABORATORY SURVEILLANCE FOR RESPIRATORY VIRUSES BY PCR

## Wisconsin positive influenza results and subtypes by PCR

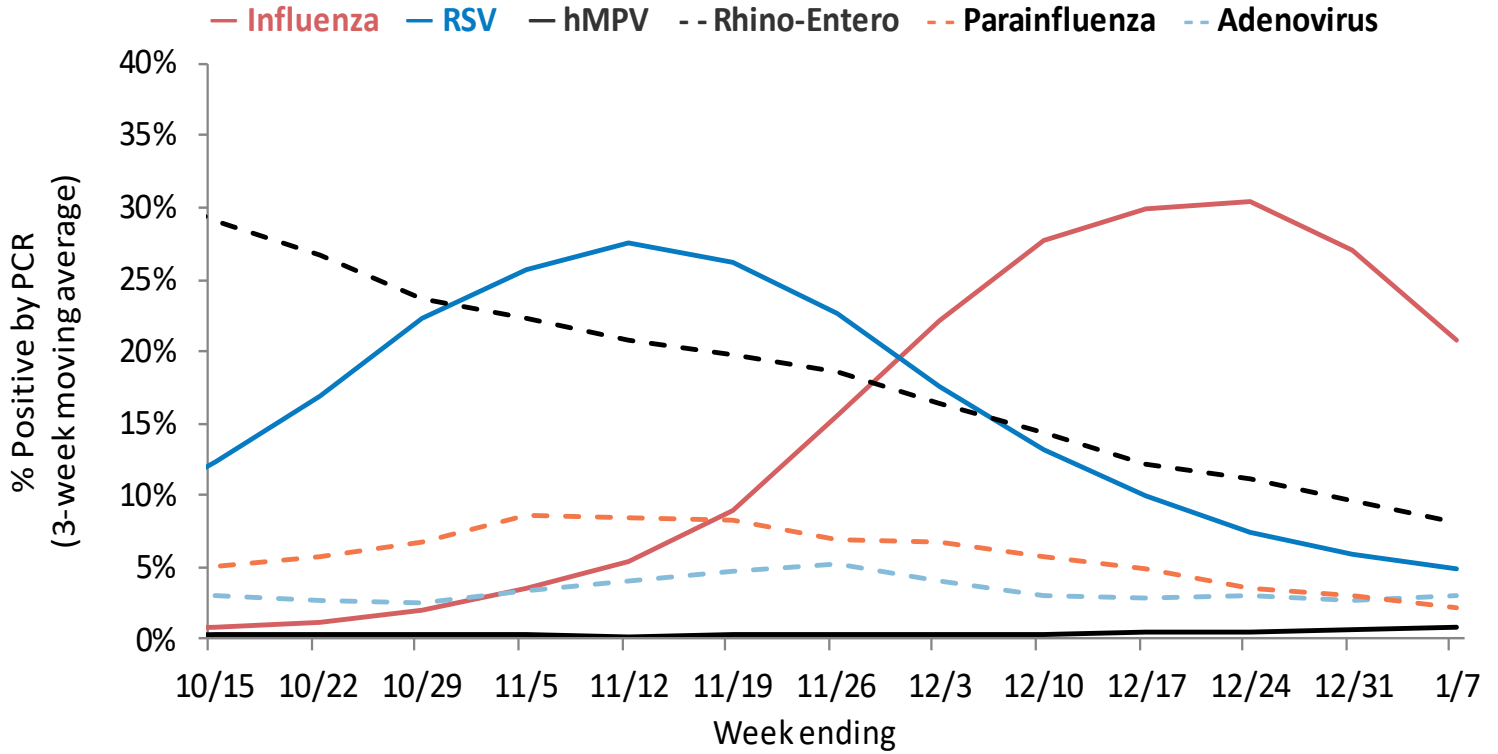


## Cumulative number of positive influenza PCR tests by subtype

October 1, 2022 to present

	A (2009 H1N1)	Influenza A: A (H3N2)	100% A (Unknown)	Influenza B: B (Victoria)	B (Yamagata)	0% B (Unknown)	Total
Total positive (n)	615	1,744	42,786	2	0	221	45,368
% of total positive	1%	4%	94%	0%	0%	0%	100%

# WISCONSIN LABORATORY SURVEILLANCE FOR RESPIRATORY VIRUSES

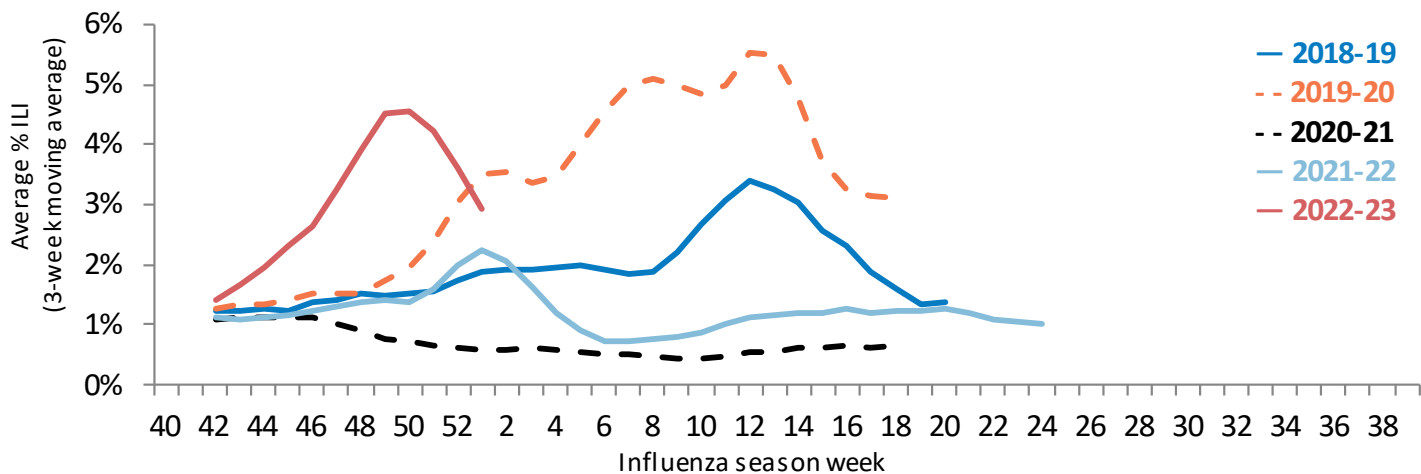


Week 1, Ending on January 7, 2023

Respiratory virus	Tested	Positive (n)	Positive (%)	Influenza A			Influenza B		
				H3N2	2009 H1N1	Unknown	Victoria	Yamagata	Unknown
Influenza	17252	2182	12.6%	95	55	2025	0	0	7
Respiratory virus	Tested	Positive (n)	Positive (%)	Parainfluenza 1		Parainfluenza 2	Parainfluenza 3	Parainfluenza 4	
Parainfluenza	1064	16	1.5%	6		2	4	4	
Respiratory virus	Tested	Positive (n)	Positive (%)	CoV 229E	CoV OC43	CoV NL63	CoV HKU1		
Coronavirus (seasonal)	38	3	7.9%	0	2	0	1		
Respiratory virus	Tested		Positive (n)		Positive (%)				
RSV	11923		598		4.7%				
Human metapneumovirus	1073		13		1.2%				
Rhino-enterovirus	1073		75		7.0%				
Adenovirus	38		2		5.3%				

# WISCONSIN STATE SUMMARY

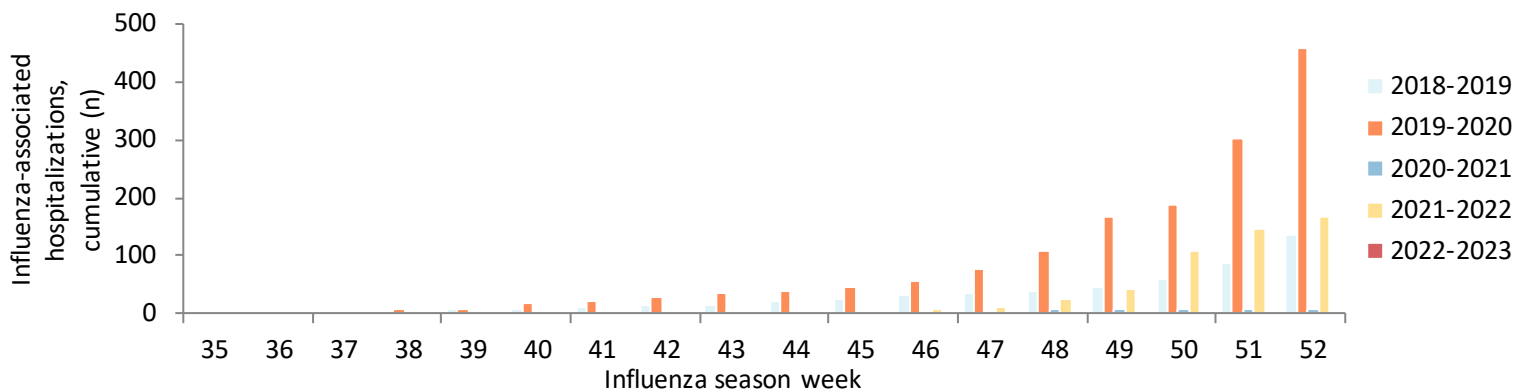
## ILI activity trend analysis by influenza season, Wisconsin



### Influenza-associated hospitalizations, Wisconsin Electronic Disease Surveillance System October 1, 2022 to present (Hospitalization data will be updated at a later date)

Age group (years)	Total reported (n)	Influenza subtype					Admitted to ICU	Required mechanical ventilation	Pregnant	Postpartum (≤6 weeks)
		A (2009 H1N1)	A (H3N2)	A (Unknown)	B	Not reported				
<1										
1-4										
5-17										
18-49										
50-64										
65+										
<b>Total</b>	<b>(Data will be available at a later date)</b>									

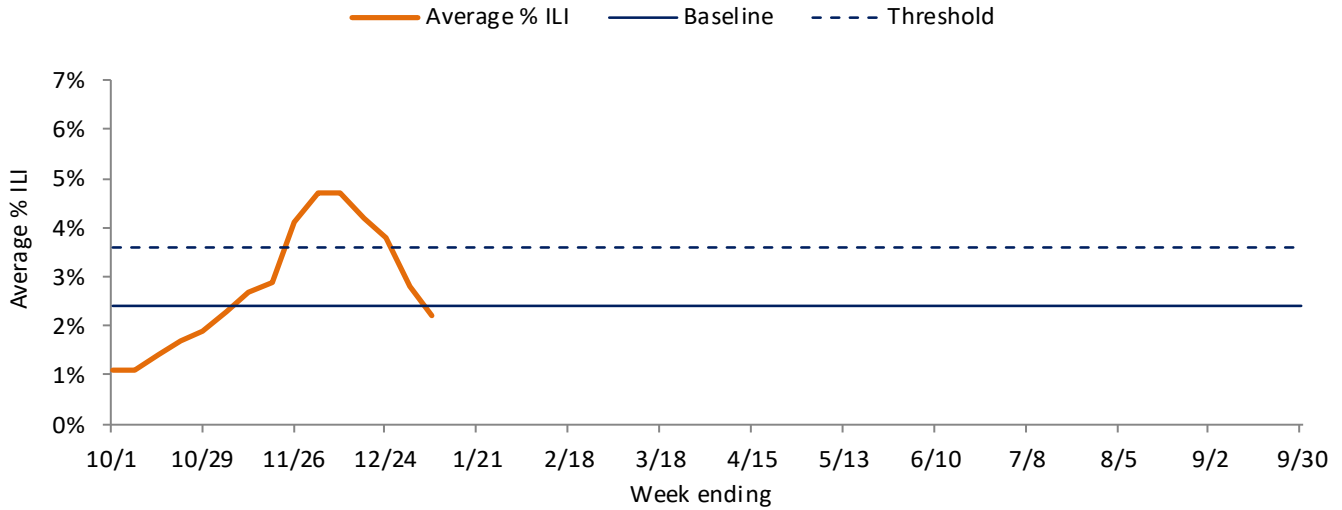
### Reported cumulative influenza-associated hospitalizations by influenza season, Wisconsin



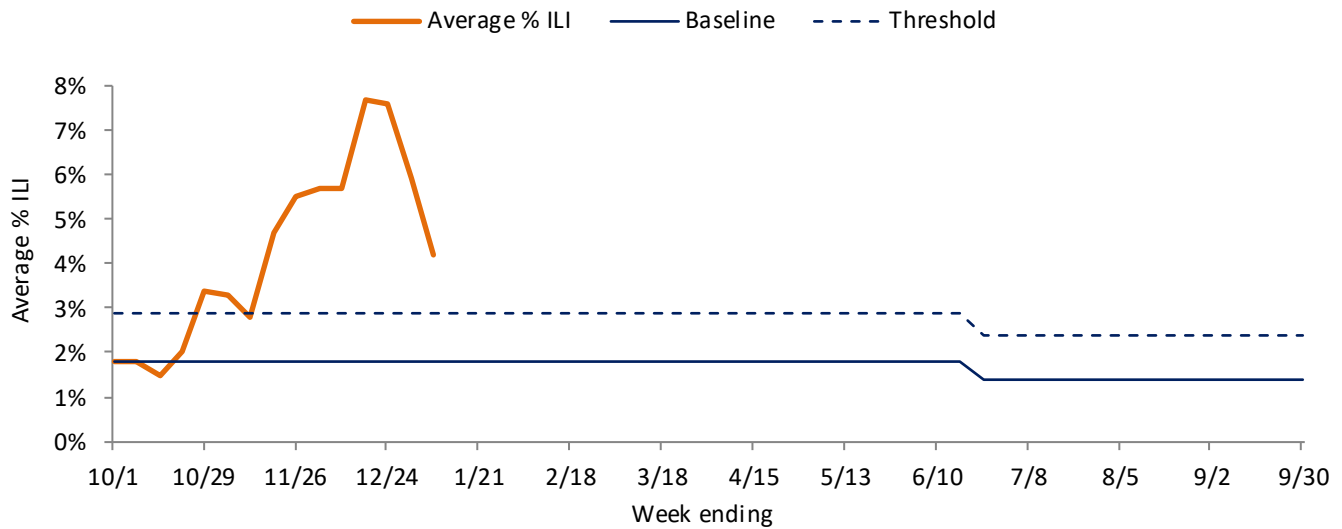
**The 2020–2021 influenza season was unusually low due much in part to the ongoing COVID-19 pandemic.** As such, numbers for that season are substantially different than previous seasons and should be considered an anomaly.

# ILI ACTIVITY TREND ANALYSIS

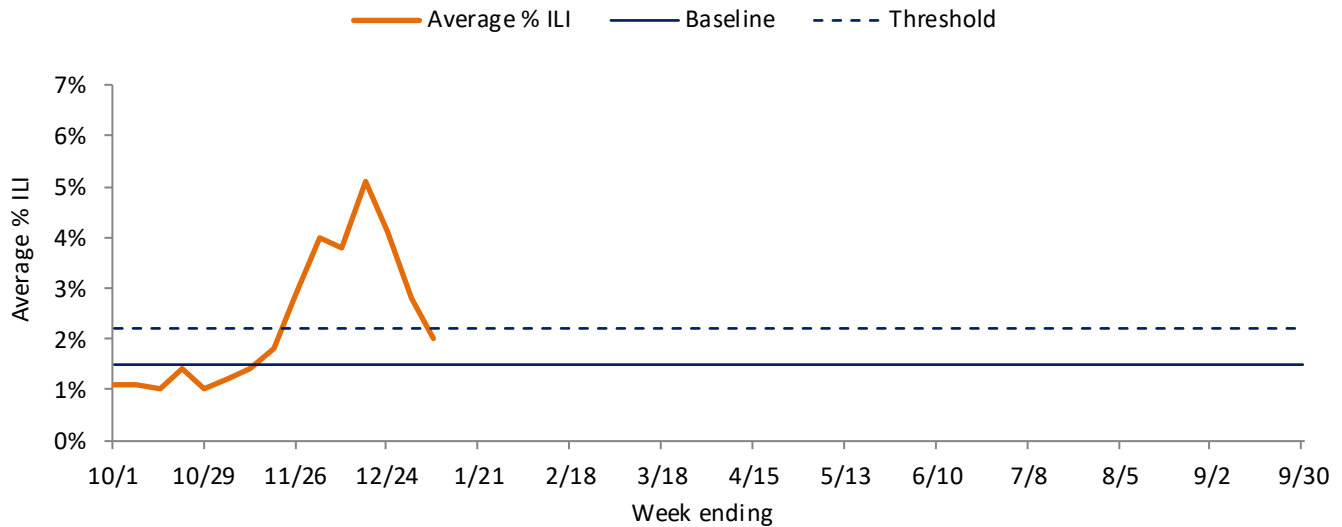
## Wisconsin



## Northeastern Region

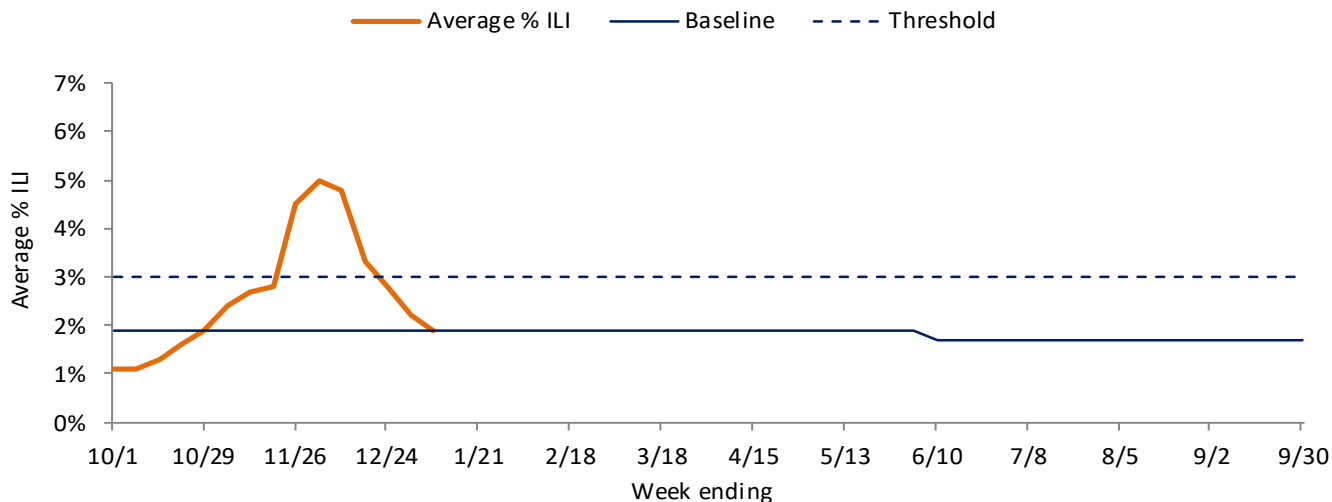


## Northern Region

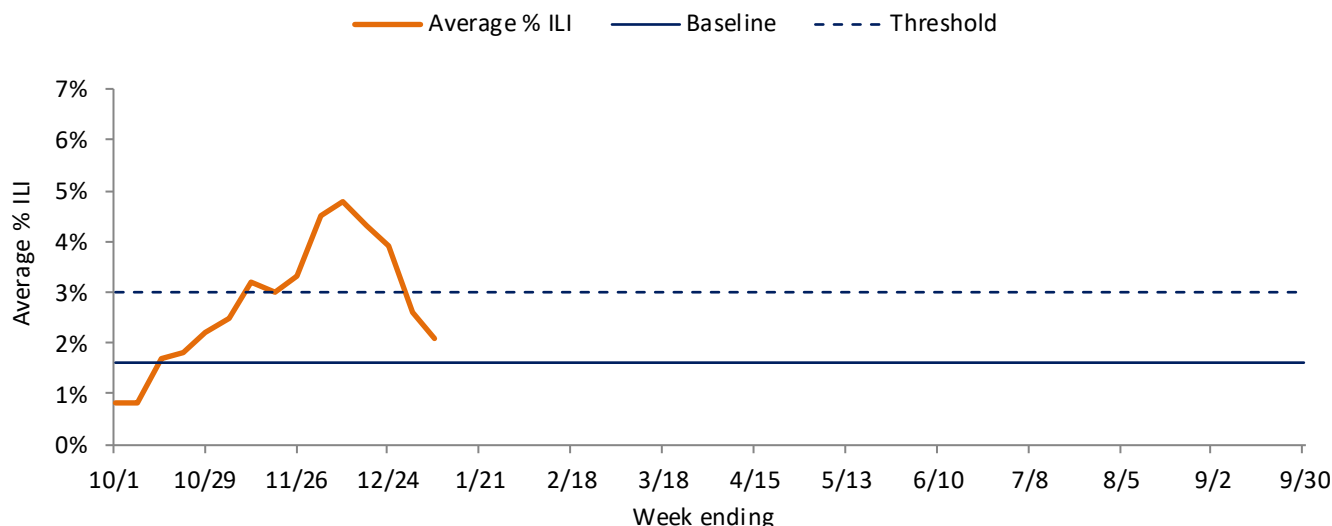


# ILI ACTIVITY TREND ANALYSIS (CONTINUED)

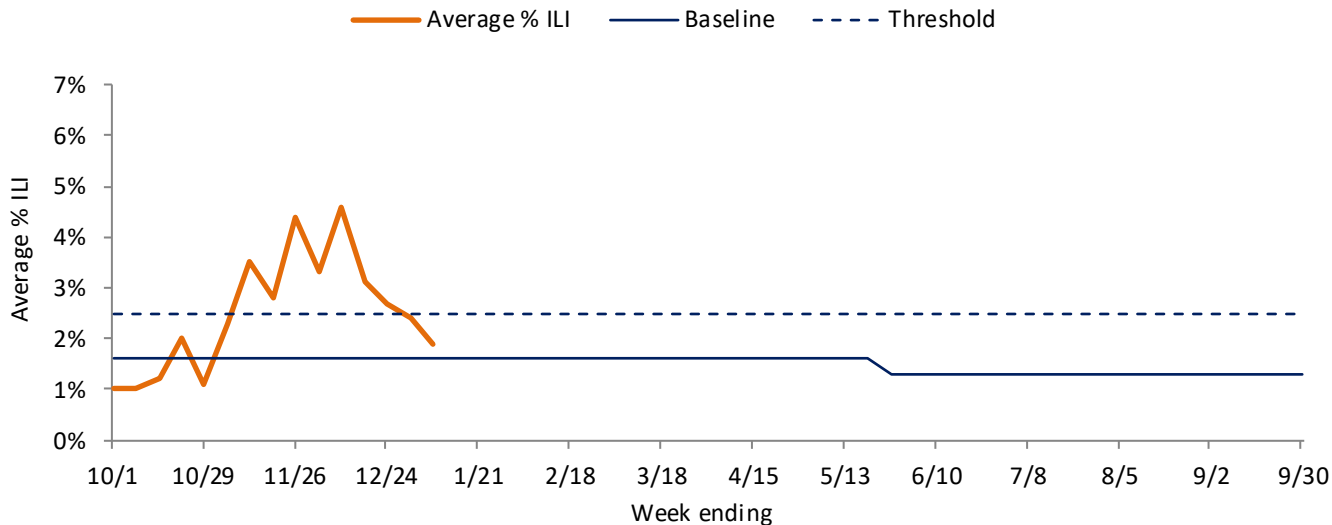
## Southeastern Region



## Southern Region



## Western Region







# SEASONAL INFLUENZA VACCINATION

## Influenza vaccine composition 2022-2023:

**Egg-based vaccines** are recommended to contain:

- an A/Victoria/2570/2019 (H1N1) pdm09-like virus;
- an A/Darwin/9/2021 (H3N2)-like virus (updated);
- a B/Austria/1359417/2021-like virus (B/Victoria lineage) (updated);
- a B/Phuket/3073/2013-like virus (B/Yamagata lineage).

**Cell- or recombinant-based vaccines** are recommended to contain:

- an A/Wisconsin/588/2019 (H1N1) pdm09-like virus;
- an A/Darwin/6/2021 (H3N2)-like virus (updated);
- a B/Austria/1359417/2021-like virus (B/Victoria lineage) (updated);
- a B/Phuket/3073/2013-like virus (B/Yamagata lineage).

Seasonal flu vaccination data for Wisconsin based on information from the Wisconsin Immunization Registry (WIR) are available on the [DHS Influenza Vaccine Data Dashboard webpage](#).

These data are updated on a weekly basis during the influenza season.

# Understanding the Data

## Surveillance Report Description

<b>INFLUENZA-LIKE ILLNESS (ILI)</b>	Patients who present to a clinician with a fever $\geq 100^{\circ}$ F and either a cough or sore throat.
<b>INFLUENZA-LIKE ILLNESS ACTIVITY (ILI)</b>	Using baseline (expected values data used for comparison) and threshold (upper limit) ILI percentages in each of the <a href="#">public health regions in Wisconsin</a> , ILI below baseline is considered <b>low activity</b> , ILI between baseline and threshold levels is considered <b>moderate activity</b> and above threshold is considered <b>high activity</b> . <sup>1</sup>
<b>PREDOMINANT VIRUS OF THE WEEK</b>	This data is compiled from over 40 laboratories in Wisconsin that perform rt-PCR testing, and shows the viruses that have the highest percentage of positive tests. <sup>2</sup>
<b>INFLUENZA-ASSOCIATED PEDIATRIC MORTALITY</b>	Deaths among children <18 years old, with influenza as the cause or associated cause of death. This is a state and nationally reportable condition. <sup>2</sup>
<b>RESPIRATORY VIRUSES BY PCR</b>	A molecular laboratory method used to detect nucleic acid (DNA/RNA) in viruses, including influenza and RSV.
<b>RAPID ANTIGEN TEST</b>	Identification of an influenza or RSV antigen in a clinical specimen. Data resulting from these tests is used to identify regional trends of the activity of these viruses.
<b>INFLUENZA-ASSOCIATED HOSPITALIZATIONS</b>	Patients hospitalized for >24 hours with laboratory-identified (by rapid antigen or rt-PCR tests) influenza. <sup>3</sup>

### ADDITIONAL RESOURCES

- [The CDC Influenza Homepage](#)
- [The National Enteric and Respiratory Virus Surveillance System \(NREVSS\)](#)

### DATA SOURCES

1. Centers for Disease Control and Prevention (CDC), Outpatient Influenza-like Illness Surveillance Network (ILINet)
2. Wisconsin Laboratory Information Network
3. Wisconsin Electronic Disease Surveillance System (WEDSS)