



RESPIRATORY VIRUS SURVEILLANCE REPORT

Week 44, Ending November 5, 2022

Wisconsin Department of Health Services | Division of Public Health

Bureau of Communicable Diseases | Communicable Diseases Epidemiology Section

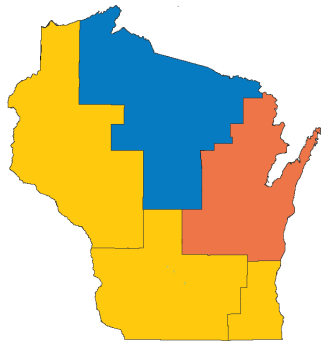
www.dhs.wisconsin.gov/dph/bcd.htm | dhsdphbcd@dhs.wi.gov



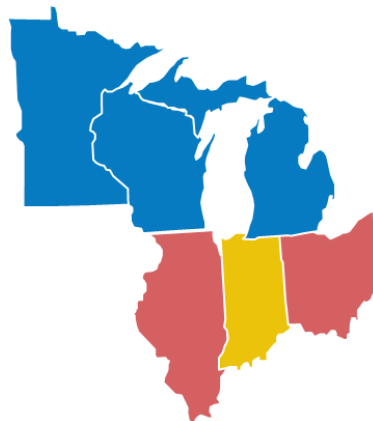


INFLUENZA-LIKE ILLNESS (ILI) ACTIVITY

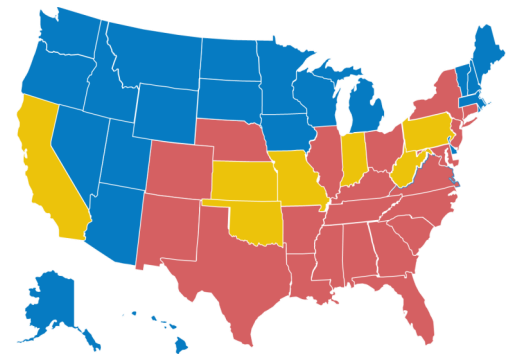
STATE OF WISCONSIN



REGION V OF US (WI, MN, IL, MI, OH, IN)



UNITED STATES



● ILI: HIGH LEVELS ● ILI: MODERATE LEVELS ● ILI: BELOW BASELINE ● ILI: INSUFFICIENT DATA

AT-A-GLANCE:

Predominant Viruses of the Week:

Respiratory Syncytial Virus (RSV) is the predominant virus this week.

Current Alerts:

- In addition to RSV, both Rhino/enteroviruses and Parainfluenza activity are widespread in Wisconsin.
- Additional data on SARS-CoV-2 (the virus causing COVID-19) trends in Wisconsin can be found at: <https://www.dhs.wisconsin.gov/covid-19/data.htm>

INFLUENZA-ASSOCIATED PEDIATRIC DEATHS REPORTED:

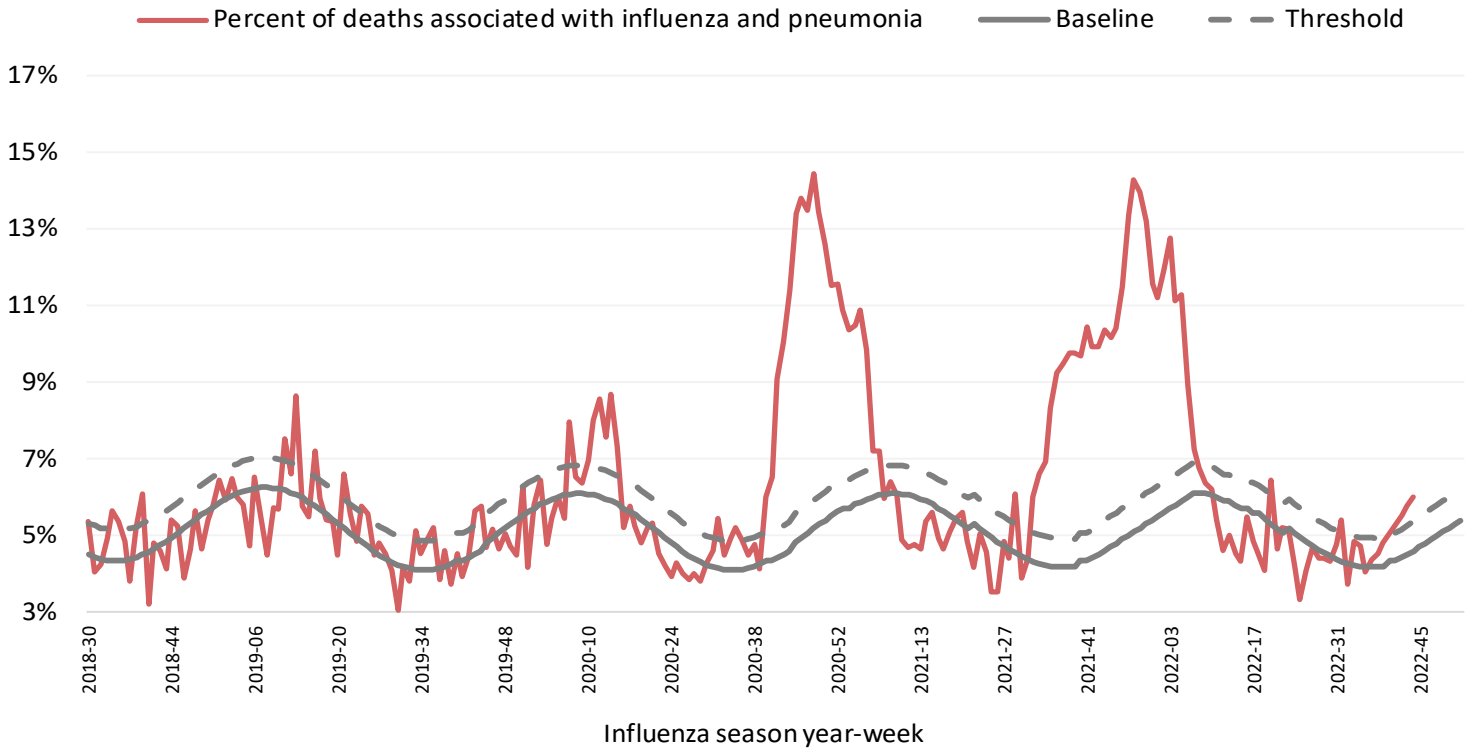
	Week 44, 2022	October 1, 2021 to present
Wisconsin	0	0
Nationwide	3	5

For National US influenza surveillance statistics visit: www.cdc.gov/flu/weekly/

INFLUENZA AND PNEUMONIA-ASSOCIATED MORTALITY

Influenza and Pneumonia Deaths, Wisconsin

Influenza- and pneumonia-associated deaths by influenza season year and week, Wisconsin



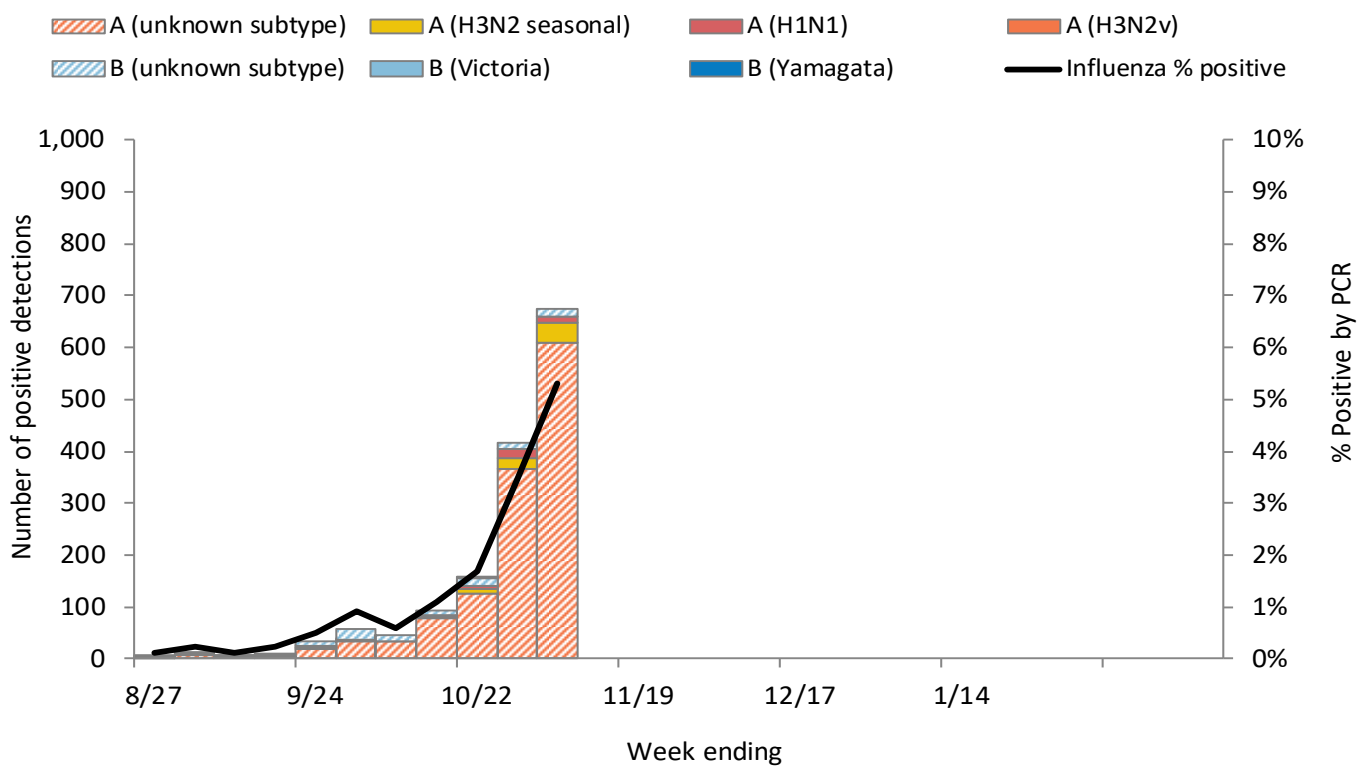
Influenza- and pneumonia-associated deaths by most recent 3 week period.

Influenza season week	Influenza-associated deaths (I)	Pneumonia-associated deaths (P)	Percent I+P of all deaths	Baseline I+P of all deaths	Threshold I+P of all deaths
42	0	61	5.5%	4.4%	5.2%
43	2	64	6.2%	4.5%	5.3%
44 Preliminary Data	0	36	5.2%	4.6%	5.4%

Data source: [DPH, Office of Health Informatics](#)

WISCONSIN LABORATORY SURVEILLANCE FOR RESPIRATORY VIRUSES BY PCR

Wisconsin positive influenza results and subtypes by PCR

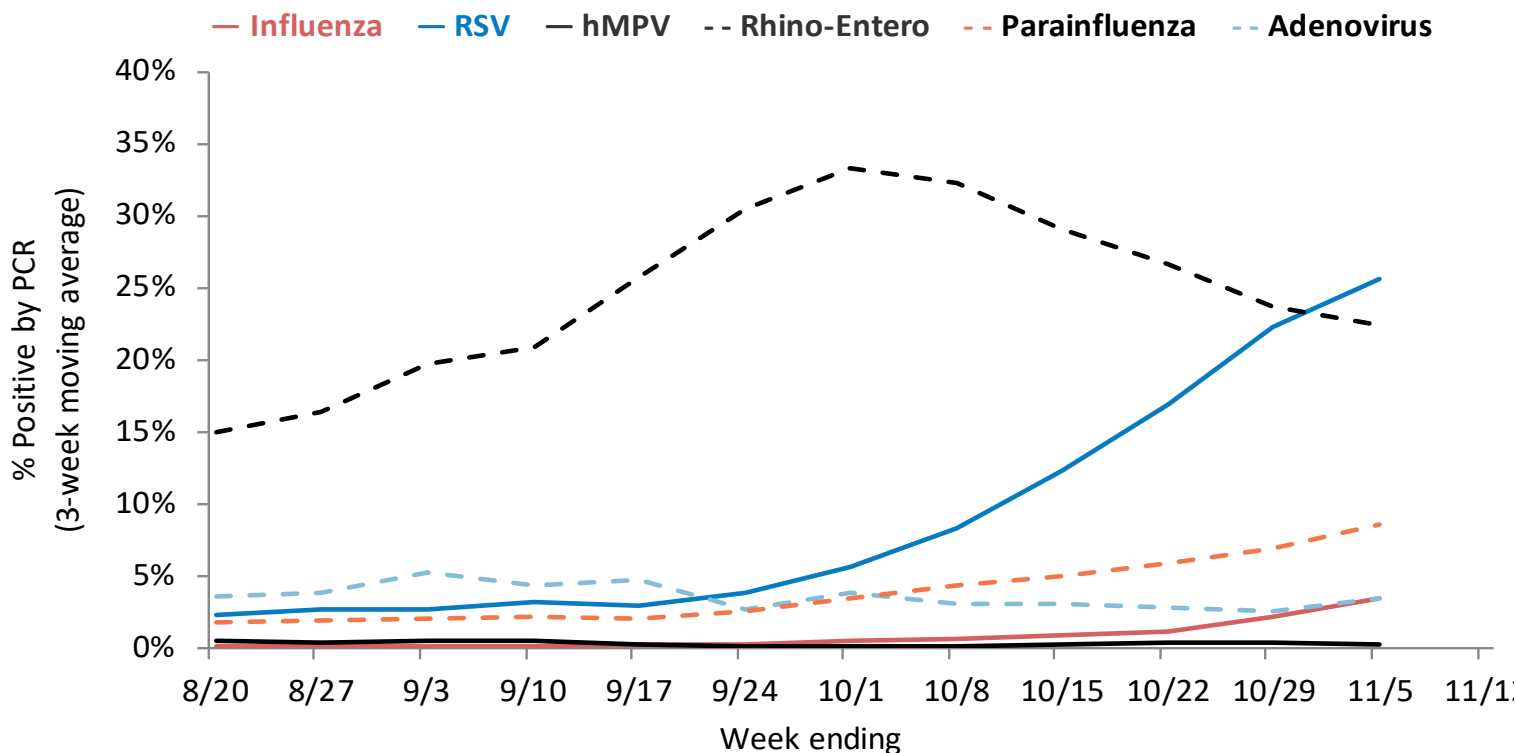


Cumulative number of positive influenza PCR tests by subtype

October 1, 2022 to present

	A (2009 H1N1)	Influenza A: A (H3N2)	Influenza A: 94% A (Unknown)	B (Victoria)	Influenza B: B (Yamagata)	Influenza B: 6% B (Unknown)	Total
Total positive (n)	41	71	1,248	1	0	81	1,442
% of total positive	3%	5%	87%	0%	0%	6%	100%

WISCONSIN LABORATORY SURVEILLANCE FOR RESPIRATORY

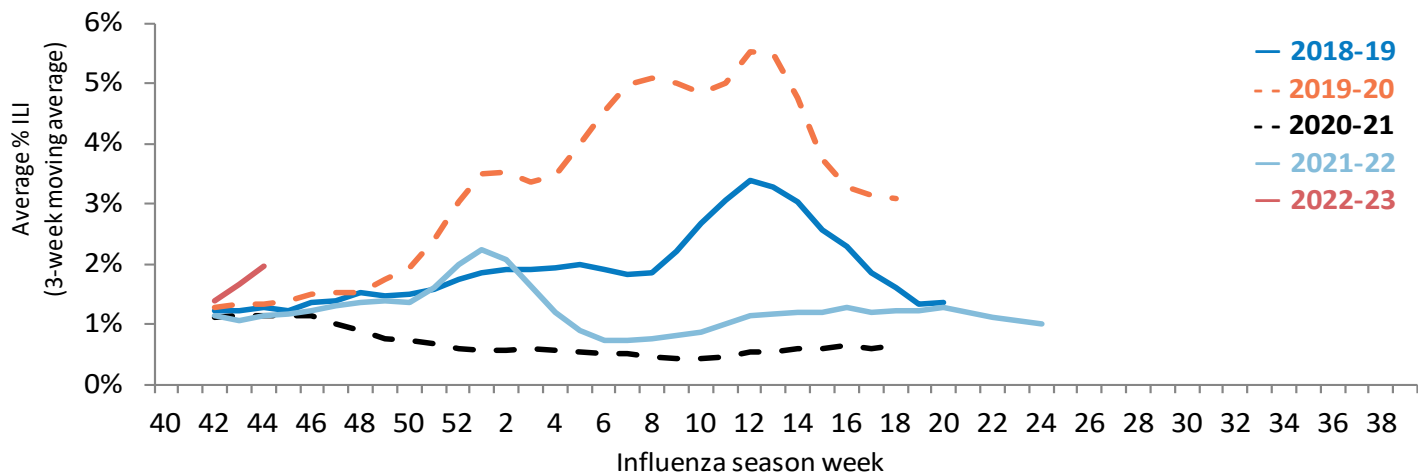


Week 44, Ending on November 5, 2022

Respiratory virus	Tested	Positive (n)	Positive (%)	Influenza A			Influenza B		
				H3N2	2009 H1N1	Unknown	Victoria	Yamagata	Unknown
Influenza	12778	674	5.3%	40	10	609	0	0	15
Respiratory virus	Tested	Positive (n)	Positive (%)	Parainfluenza 1		Parainfluenza 2	Parainfluenza 3	Parainfluenza 4	
Parainfluenza	1117	117	10.5%	68		11	8	30	
Respiratory virus	Tested	Positive (n)	Positive (%)	CoV 229E	CoV OC43	CoV NL63	CoV HKU1		
Coronavirus (seasonal)	152	1	0.7%	0	0	1	0		
Respiratory virus	Tested		Positive (n)		Positive (%)				
RSV	8400		2273		27.1%				
Human metapneumovirus	1117		2		0.2%				
Rhino-enterovirus	1117		237		21.2%				
Adenovirus	152		5		3.3%				

WISCONSIN STATE SUMMARY

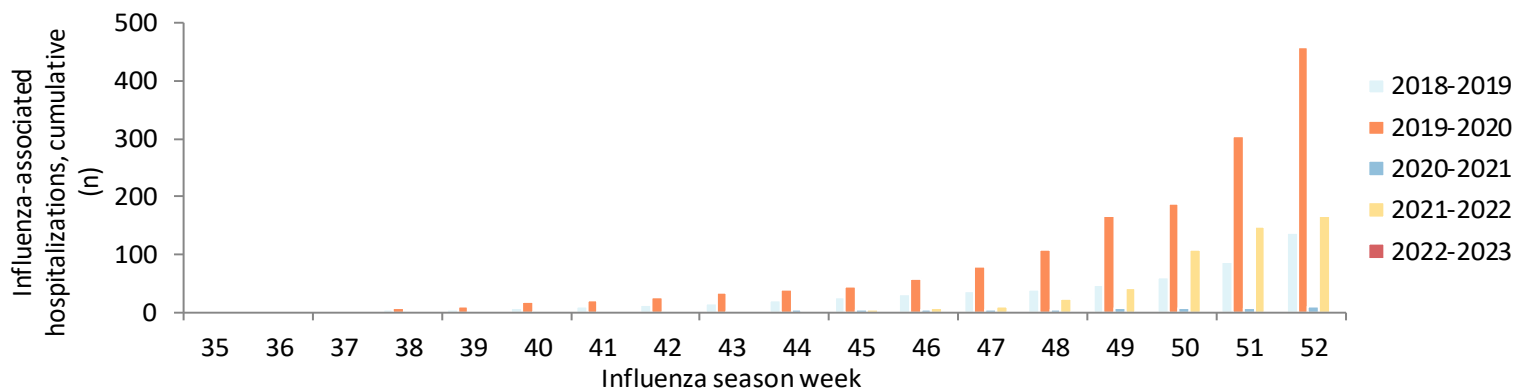
ILI activity trend analysis by influenza season, Wisconsin



Influenza-associated hospitalizations, Wisconsin Electronic Disease Surveillance System October 1, 2022 to present (Hospitalization data will be updated at a later date)

Age group (years)	Total reported (n)	Influenza subtype					Admitted to ICU	Required mechanical ventilation	Pregnant	Postpartum (≤6 weeks)
		A (2009 H1N1)	A (H3N2)	A (Unknown)	B	Not reported				
<1	0	0	0	0	0	0	0	0		
1-4	0	0	0	0	0	0	0	0		
5-17	0	0	0	0	0	0	0	0		
18-49	0	0	0	0	0	0	0	0	0	0
50-64	0	0	0	0	0	0	0	0		
65+	0	0	0	0	0	0	0	0		
Total	0	0	0	0	0	0	0	0	0	0

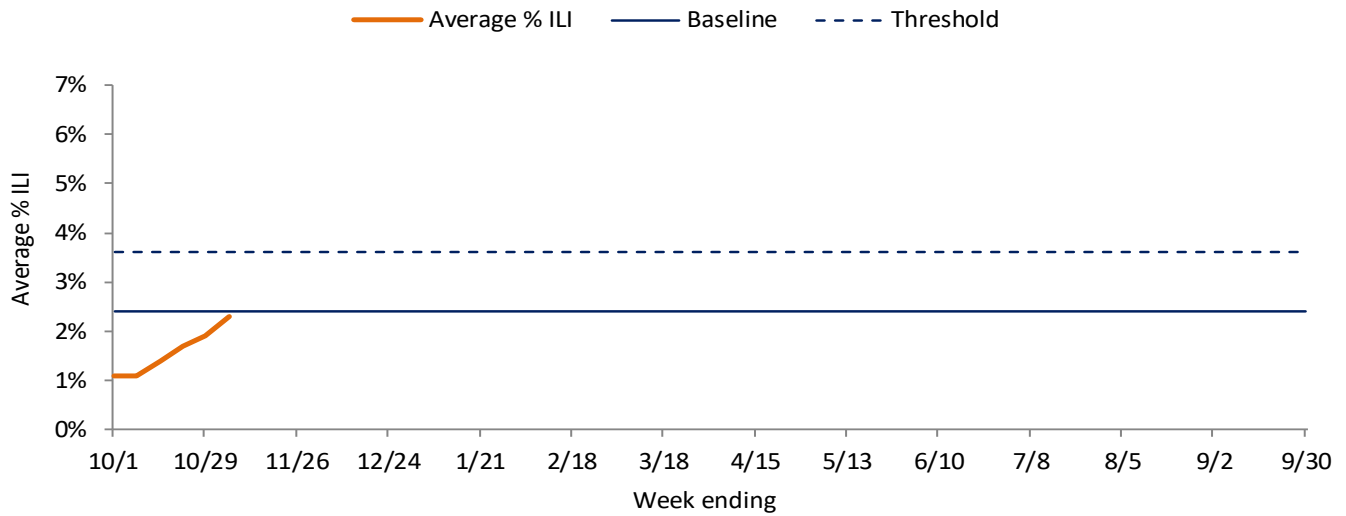
Reported cumulative influenza-associated hospitalizations by influenza season, Wisconsin



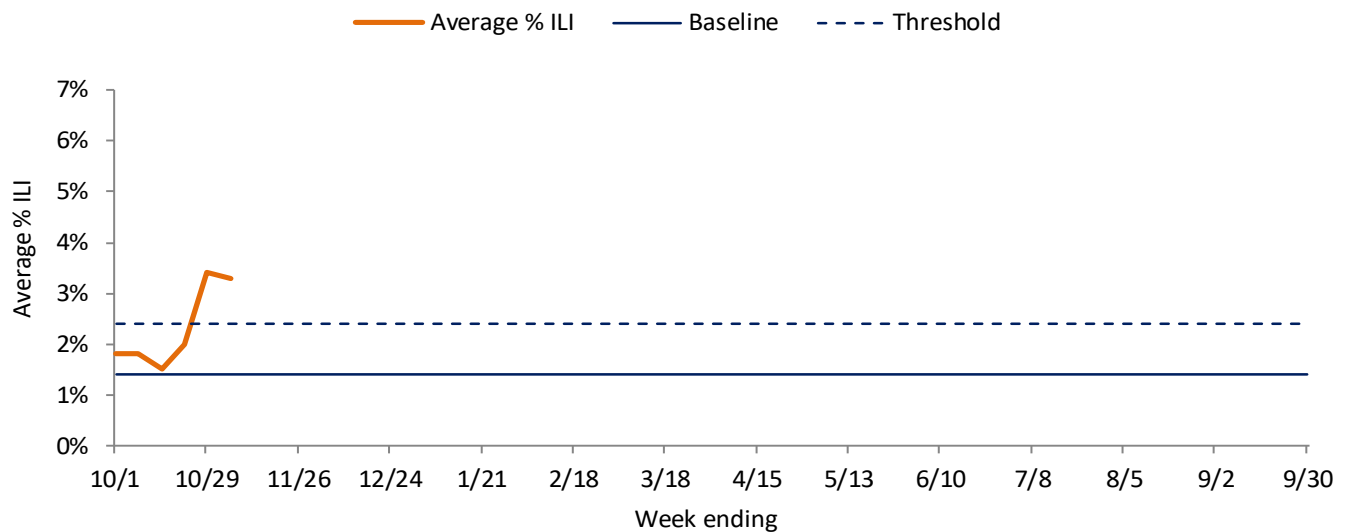
The 2020–2021 influenza season was unusually low due much in part to the ongoing COVID-19 pandemic. As such, numbers for that season are substantially different than previous seasons and should be considered an anomaly.

ILI ACTIVITY TREND ANALYSIS

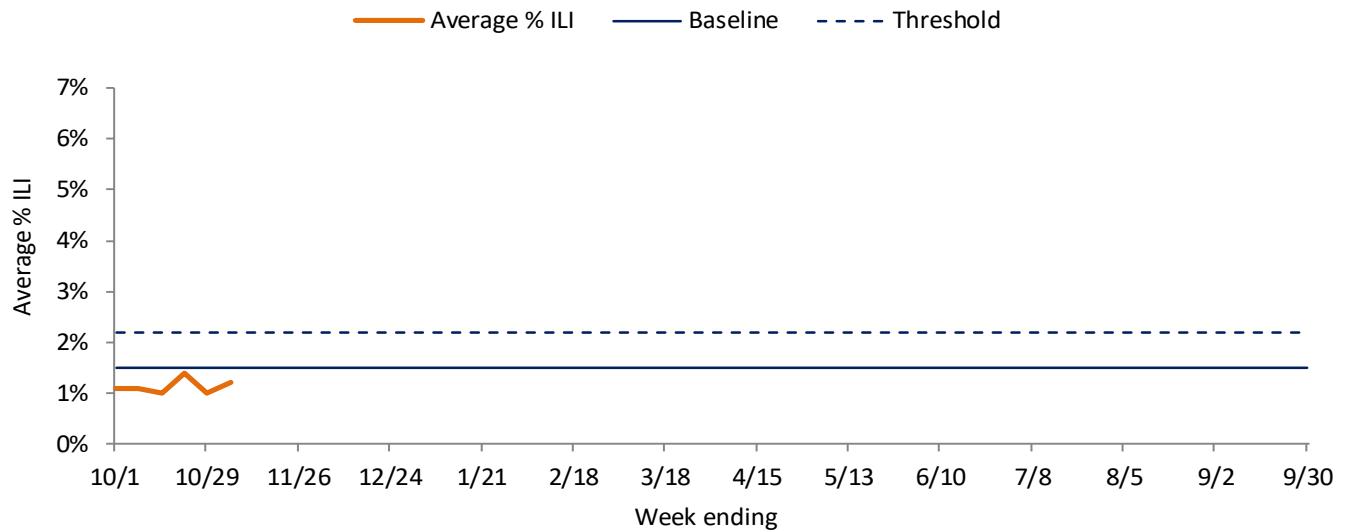
Wisconsin



Northeastern Region

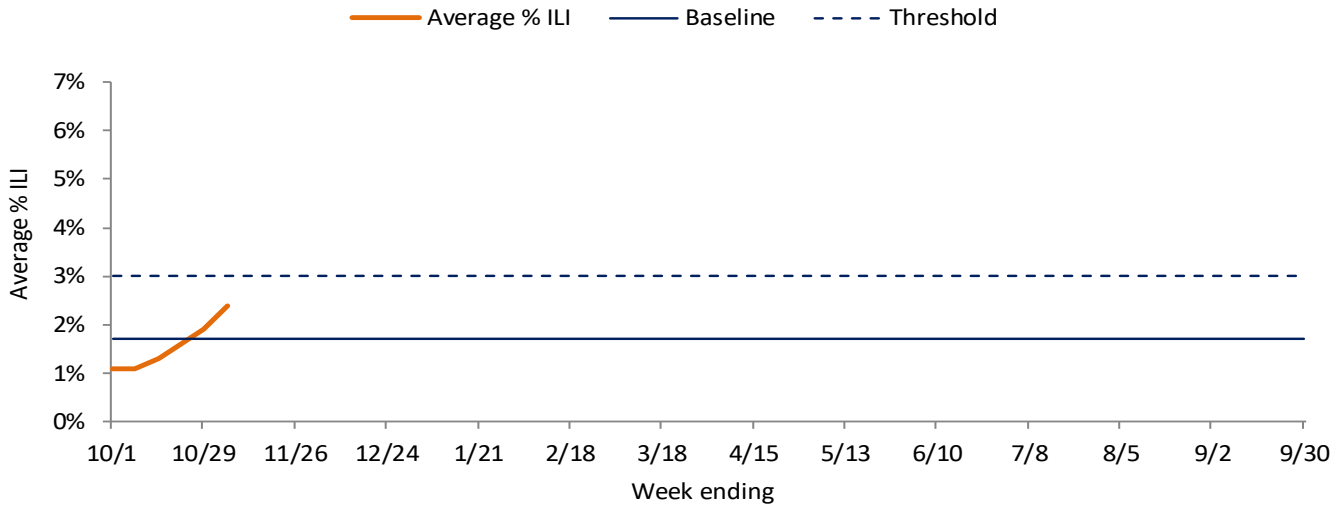


Northern Region

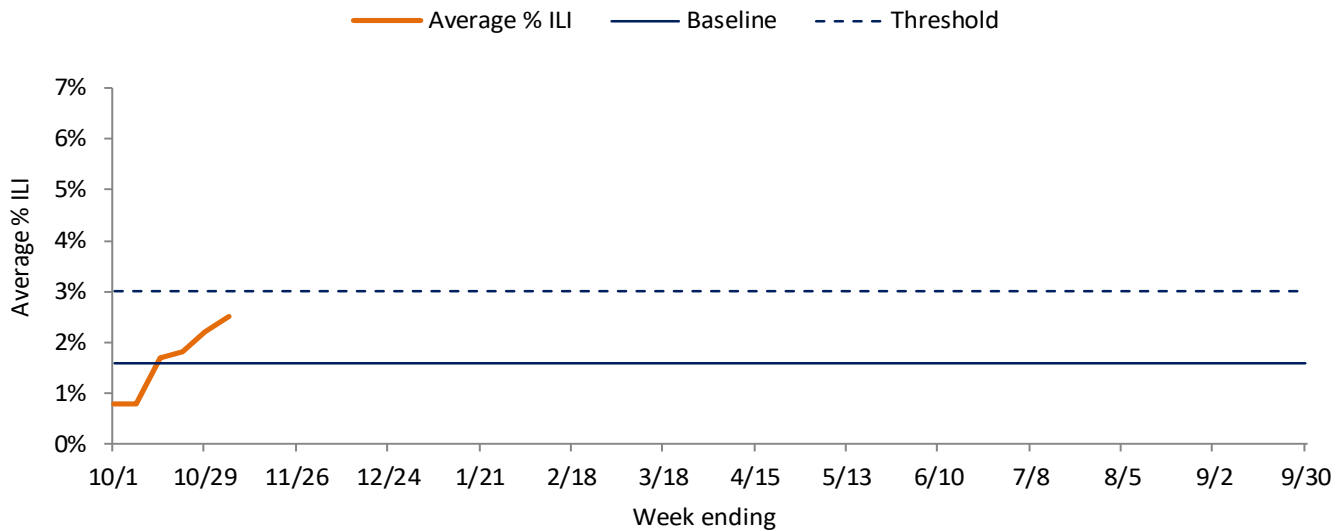


ILI ACTIVITY TREND ANALYSIS (CONTINUED)

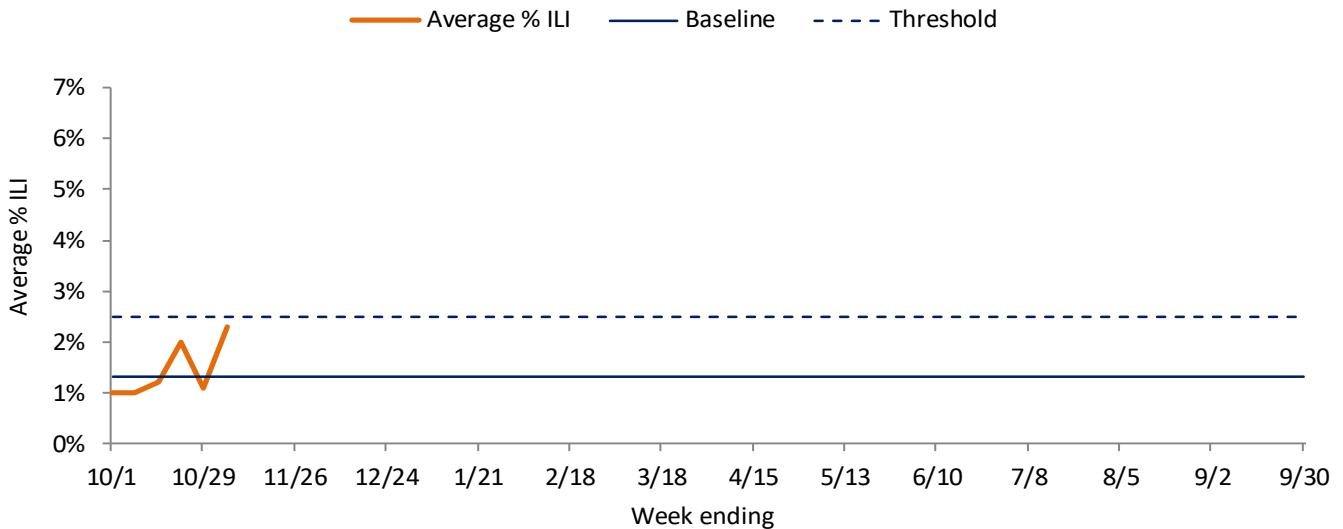
Southeastern Region



Southern Region



Western Region





SEASONAL INFLUENZA VACCINATION

Influenza vaccine composition 2022-2023:

Egg-based vaccines are recommended to contain:

- an A/Victoria/2570/2019 (H1N1) pdm09-like virus;
- an A/Darwin/9/2021 (H3N2)-like virus (updated);
- a B/Austria/1359417/2021-like virus (B/Victoria lineage (updated));
- a B/Phuket/3073/2013-like virus (B/Yamagata lineage).

Cell- or recombinant-based vaccines are recommended to contain:

- an A/Wisconsin/588/2019 (H1N1) pdm09-like virus;
- an A/Darwin/6/2021 (H3N2)-like virus (updated);
- a B/Austria/1359417/2021-like virus (B/Victoria lineage) (updated);
- a B/Phuket/3073/2013-like virus (B/Yamagata lineage).

Seasonal flu vaccination data for Wisconsin based on information from the Wisconsin Immunization Registry (WIR) are available on the [DHS Influenza Vaccine Data Dashboard webpage](#).

These data are updated on a weekly basis during the influenza season.

