



RESPIRATORY VIRUS SURVEILLANCE REPORT

Week 6, Ending February 13, 2021

Wisconsin Department of Health Services | Division of Public Health
Bureau of Communicable Diseases | Communicable Diseases Epidemiology
Section www.dhs.wisconsin.gov/dph/bcd.htm | dhsdphbcd@dhs.wi.gov



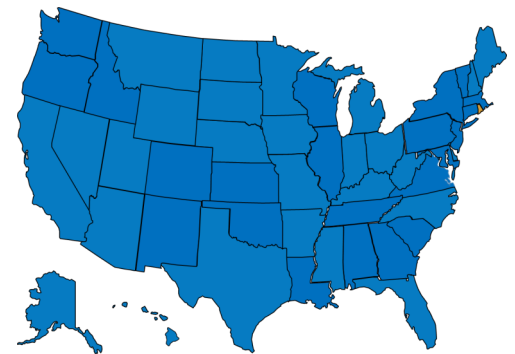
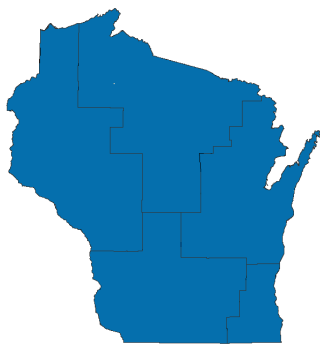


INFLUENZA LIKE ILLNESS (ILI) ACTIVITY

STATE OF WISCONSIN

REGION V OF US (WI, MN, IL, MI, OH, IN)

UNITED STATES



● ILI: HIGH LEVELS ● ILI: MODERATE LEVELS ● ILI: BELOW BASELINE ● ILI: INSUFFICIENT DATA

AT-A-GLANCE:

- **Predominant Viruses of the Week:**
Rhino/enterovirus and SARS-CoV-2 (virus causing COVID-19)

Current Alerts:

Additional data on SARS-CoV-2 (the virus causing COVID-19) trends in Wisconsin can be found at:

<https://www.dhs.wisconsin.gov/covid-19/data.htm>

INFLUENZA-ASSOCIATED PEDIATRIC DEATHS REPORTED:

	Week 6, 2021	October 1, 2020 to present
Wisconsin	0	0
Nationwide	0	1



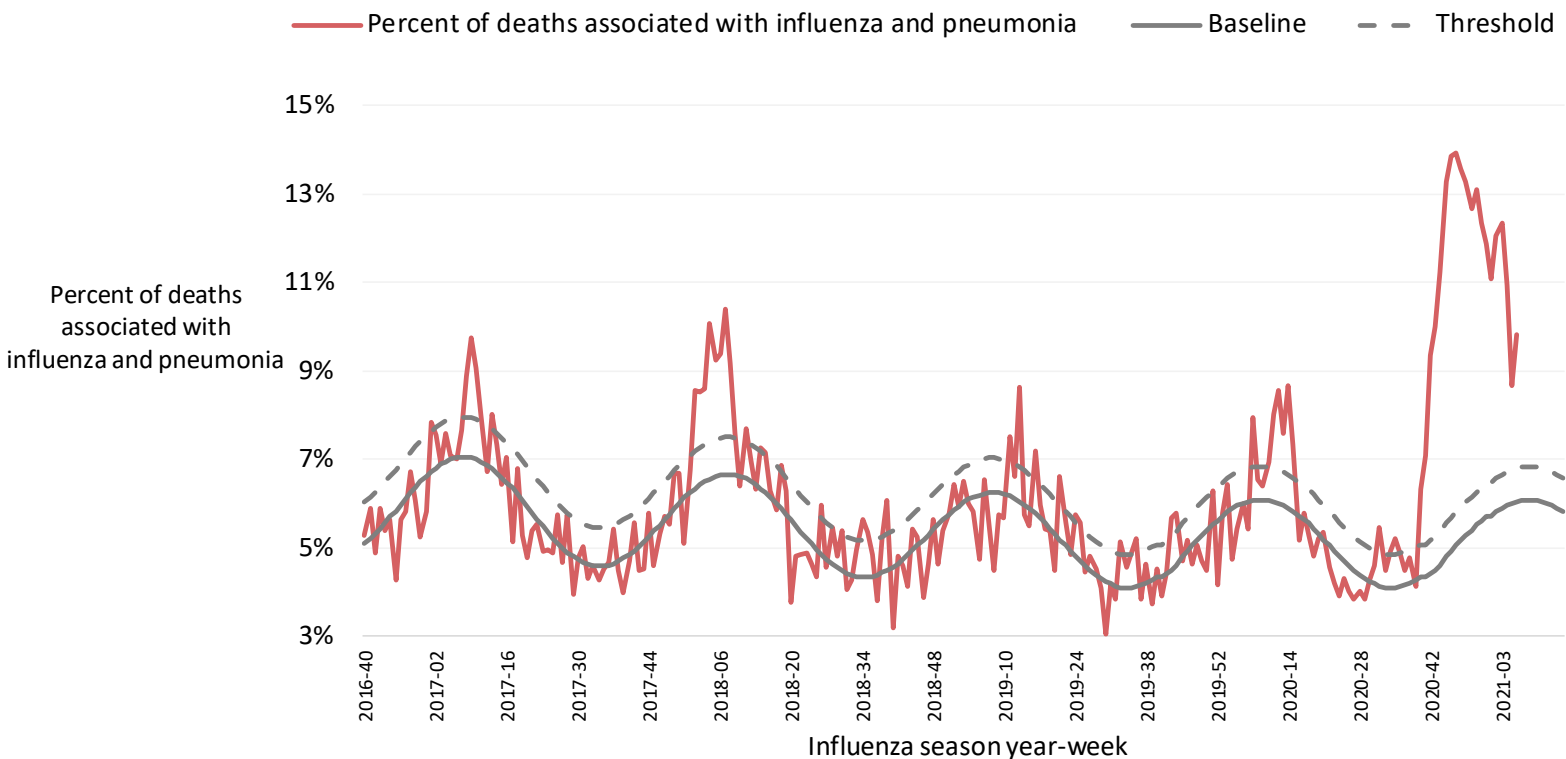
For National US influenza surveillance statistics visit: www.cdc.gov/flu/weekly/



INFLUENZA AND PNEUMONIA-ASSOCIATED MORTALITY

Influenza and Pneumonia Deaths, Wisconsin

Influenza- and pneumonia-associated deaths by influenza season year and week, Wisconsin



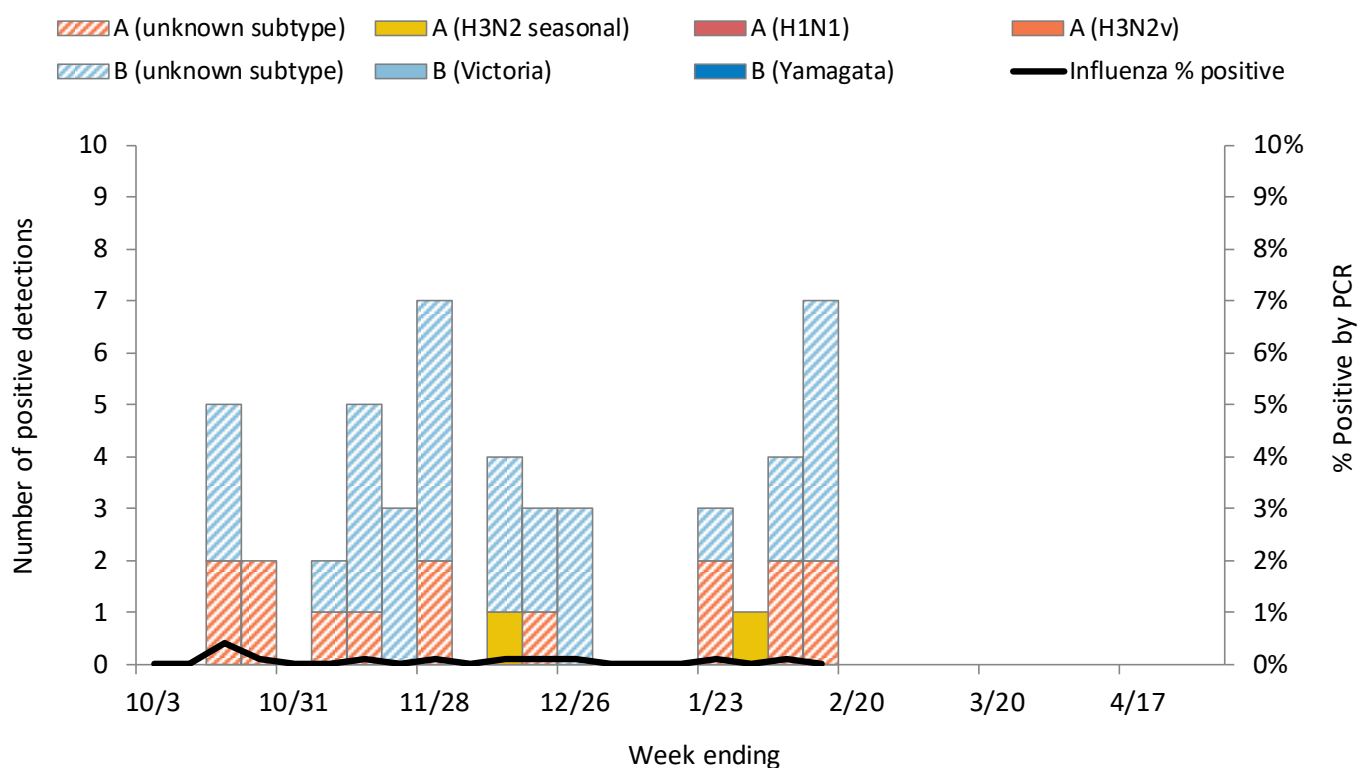
Influenza- and pneumonia-associated deaths by most recent influenza season week, Wisconsin, 2020-2021 season

Influenza season week	Influenza-associated deaths (I)	Pneumonia-associated deaths (P)	Percent I+P of all deaths	Baseline I+P of all deaths	Threshold I+P of all deaths
4	0	131	11.0%	6.0%	6.7%
5	0	96	8.7%	6.0%	6.8%
6 Preliminary Data	0	89	9.8%	6.0%	6.8%
Seasonal total	0	3023	11.3%	NA	NA

Data source: [DPH Office of Health Informatics](#)

WISCONSIN LABORATORY SURVEILLANCE FOR RESPIRATORY VIRUSES BY PCR

Wisconsin positive influenza results and subtypes by PCR

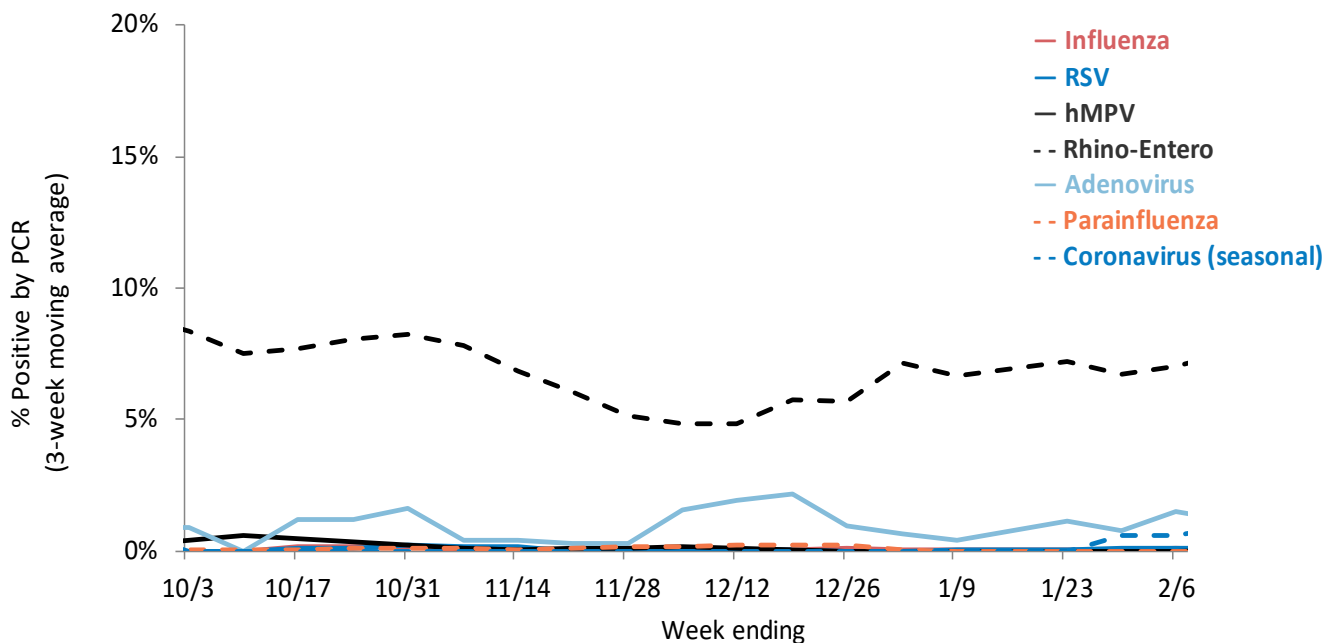


Cumulative number of positive influenza PCR tests by subtype October 1, 2020 to present

	A (2009 H1N1)	Influenza A: A (H3N2)	35% A (Unknown)	B (Victoria)	Influenza B: B (Yamagata)	65% B (Unknown)	Total
Total positive (n)	0	2	15	0	0	32	49
% of total positive	0%	4%	31%	0%	0%	65%	100%

WISCONSIN LABORATORY SURVEILLANCE FOR RESPIRATORY VIRUSES BY PCR

Trends in respiratory virus activity by PCR



Week 5: Ending on February 13, 2021

Respiratory virus	Tested	Positive (n)	Positive (%)	Influenza A			Influenza B		
				H3N2	2009 H1N1	Unknown	Victoria	Yamagata	Unknown
Influenza	17068	7	<0.1%	0	0	2	0	0	5

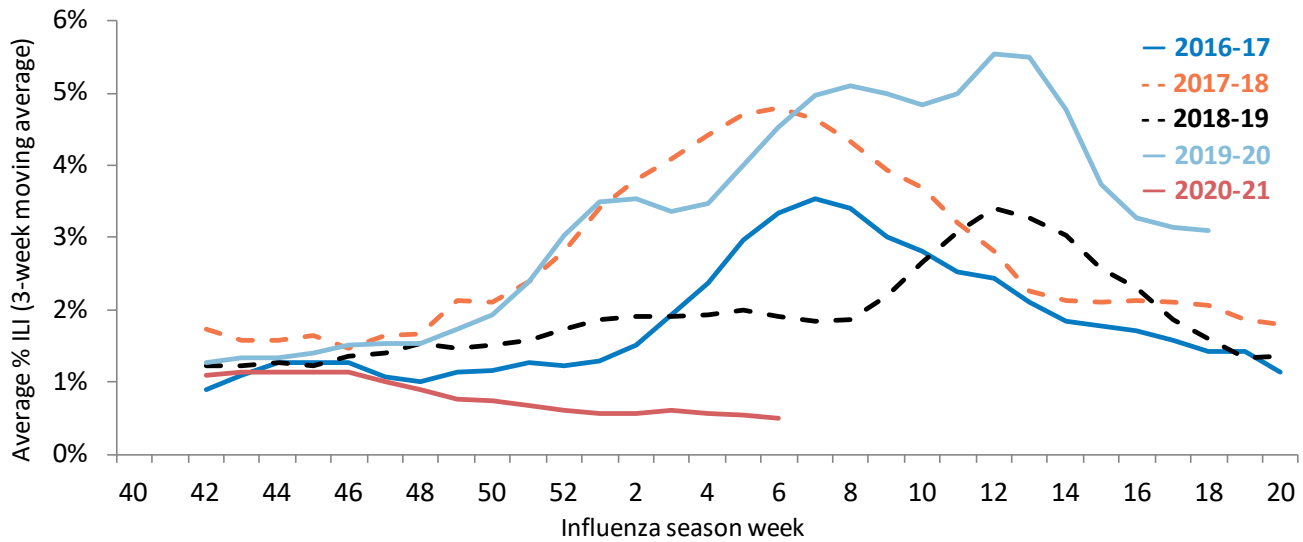
Respiratory virus	Tested	Positive (n)	Positive (%)	Parainfluenza 1	Parainfluenza 2	Parainfluenza 3	Parainfluenza 4
Parainfluenza	871	0	0%	0	0	0	0

Respiratory virus	Tested	Positive (n)	Positive (%)	CoV 229E	CoV OC43	CoV NL63	CoV HKU1
Coronavirus (seasonal)	90	1	0%	0	0	1	0

Respiratory virus	Tested	Positive (n)	Positive (%)
RSV	1511	2	0.1%
Human metapneumovirus	876	1	0.1%
Rhino-enterovirus	862	73	8.5%
Adenovirus	90	1	1.1%

WISCONSIN STATE SUMMARY

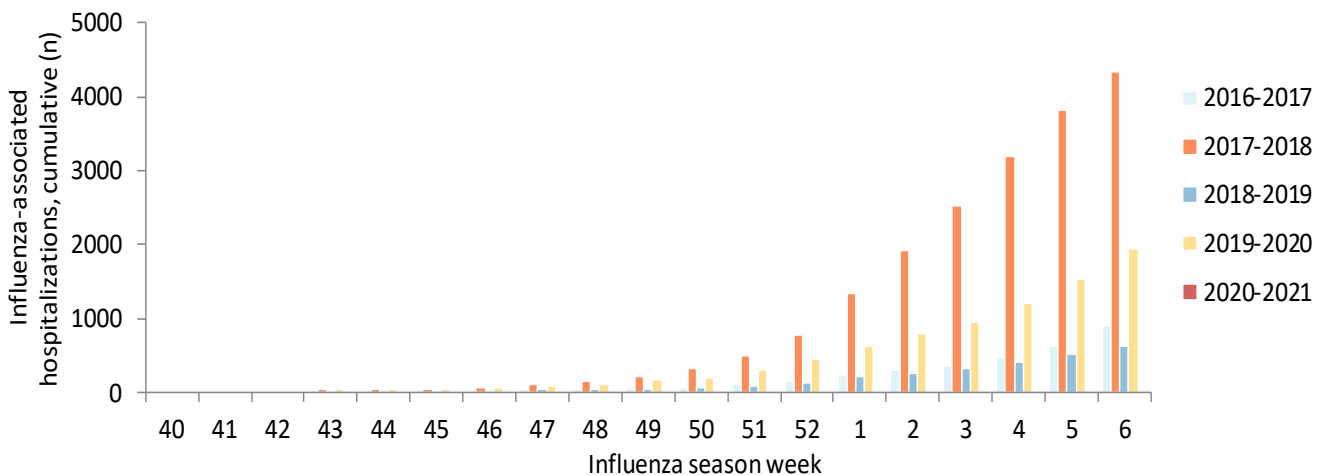
ILI activity trend analysis by influenza season, Wisconsin



Influenza-associated hospitalizations, Wisconsin Electronic Disease Surveillance System October 1, 2020 to present

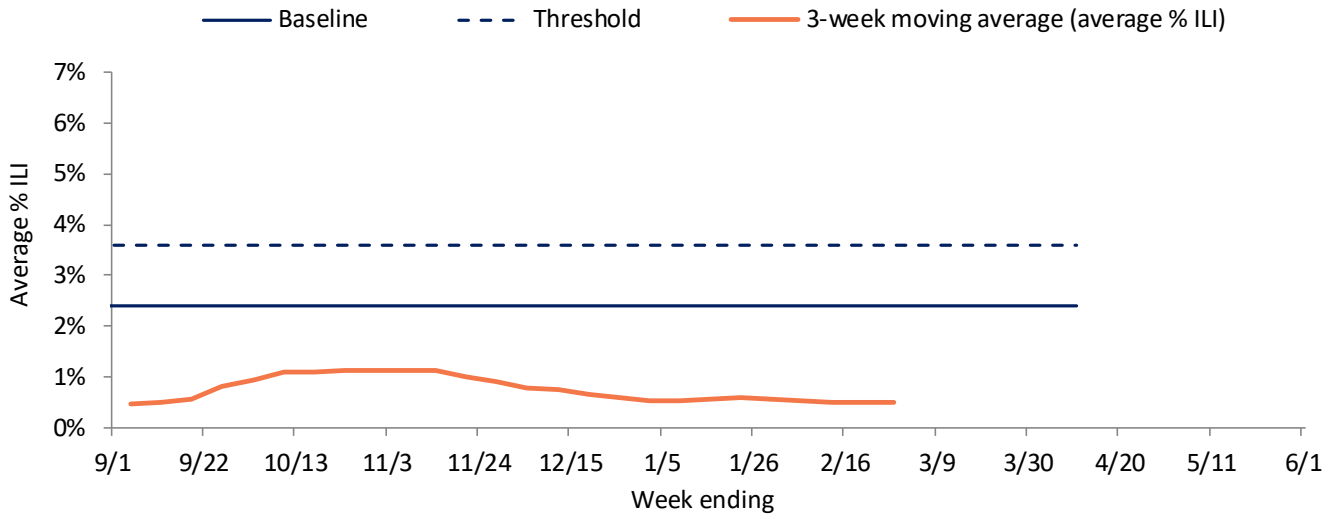
Age group (years)	Total reported (n)	Influenza subtype					Admitted to ICU	Required mechanical ventilation	Pregnant	Postpartum (≤6 weeks)
		A (2009 H1N1)	A (H3N2)	A (Unknown)	B	Not reported				
<1	0	0	0	0	0	0	0	0		
1-4	0	0	0	0	0	0	0	0		
5-17	0	0	0	0	0	0	0	0		
18-49	2	0	0	0	2	0	0	0	0	0
50-64	4	0	0	2	2	0	0	0		
65+	6	0	0	1	5	0	0	0		
Total	12	0	0	3	9	0	0	0	0	0

Reported cumulative influenza-associated hospitalizations by influenza season, Wisconsin

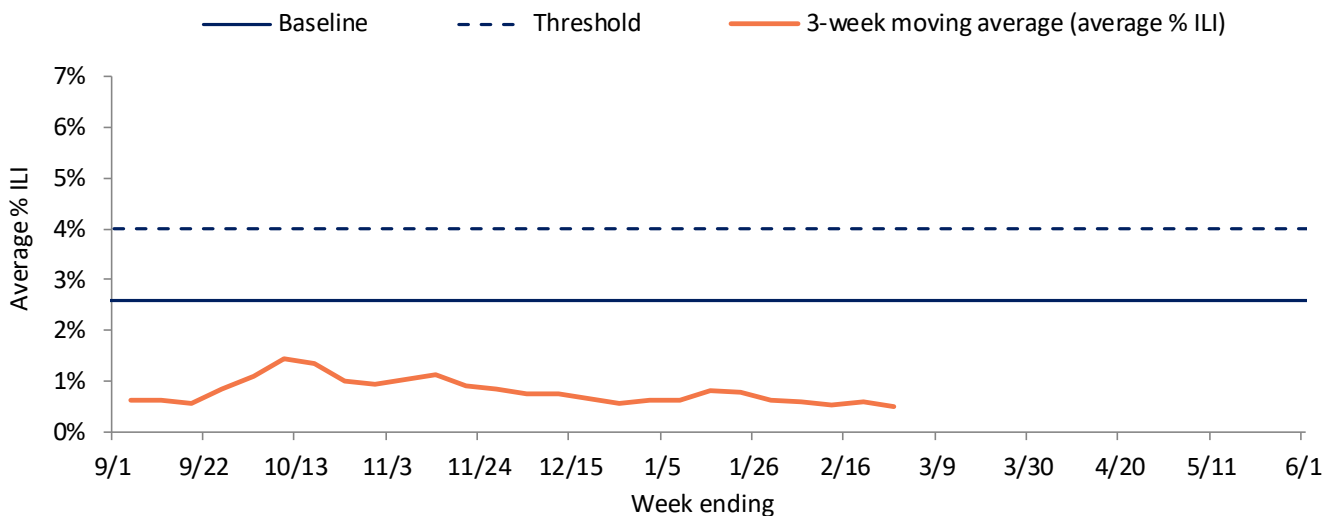


ILI ACTIVITY TREND ANALYSIS

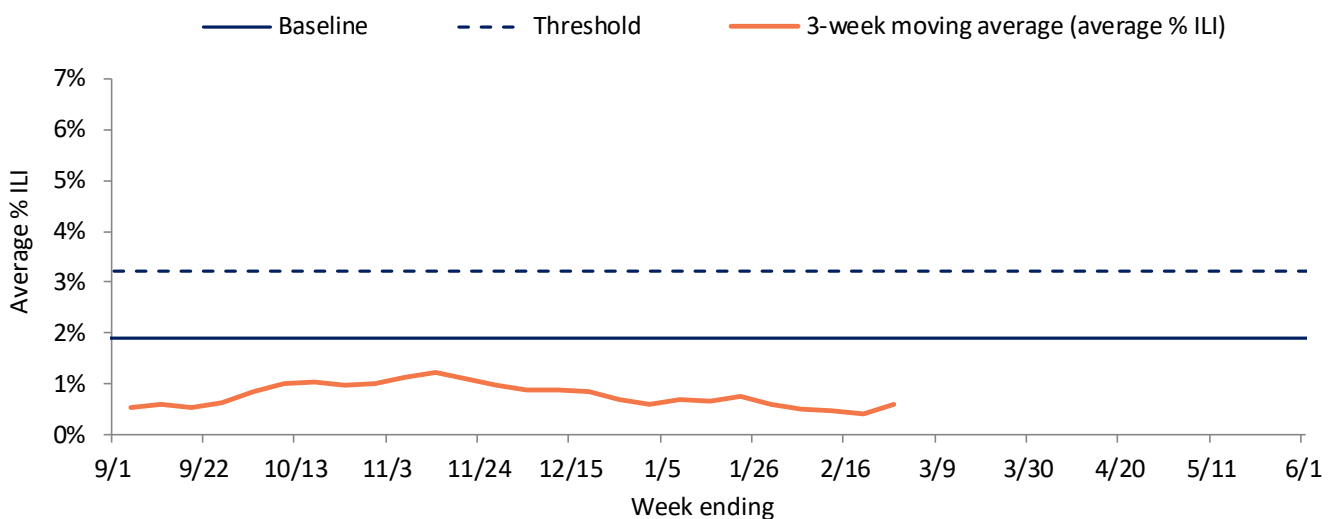
Wisconsin



Northeastern Region

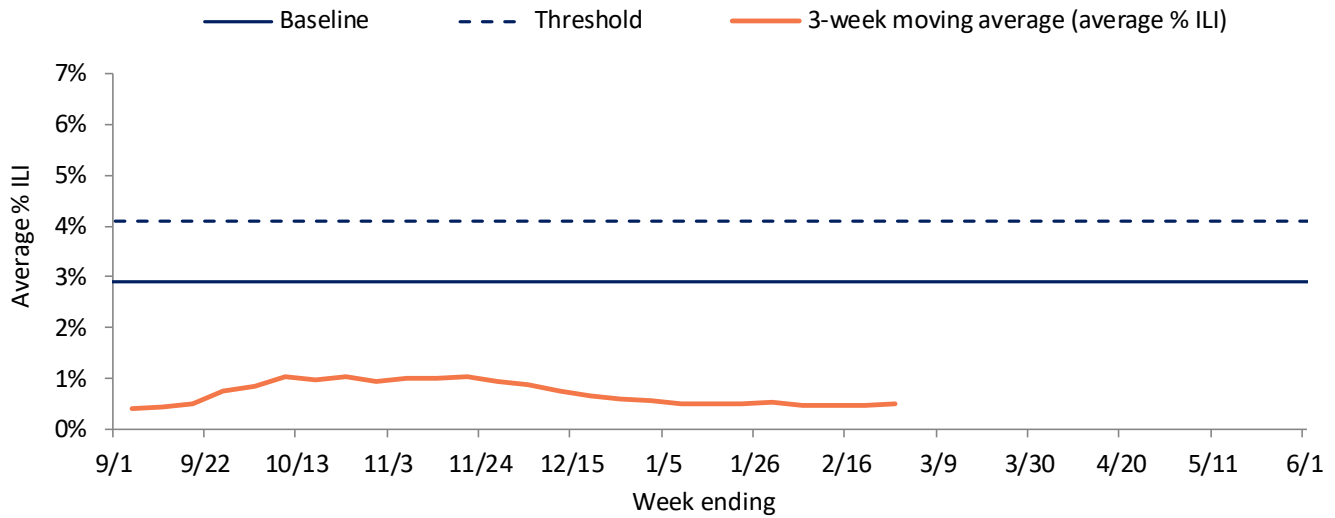


Northern Region

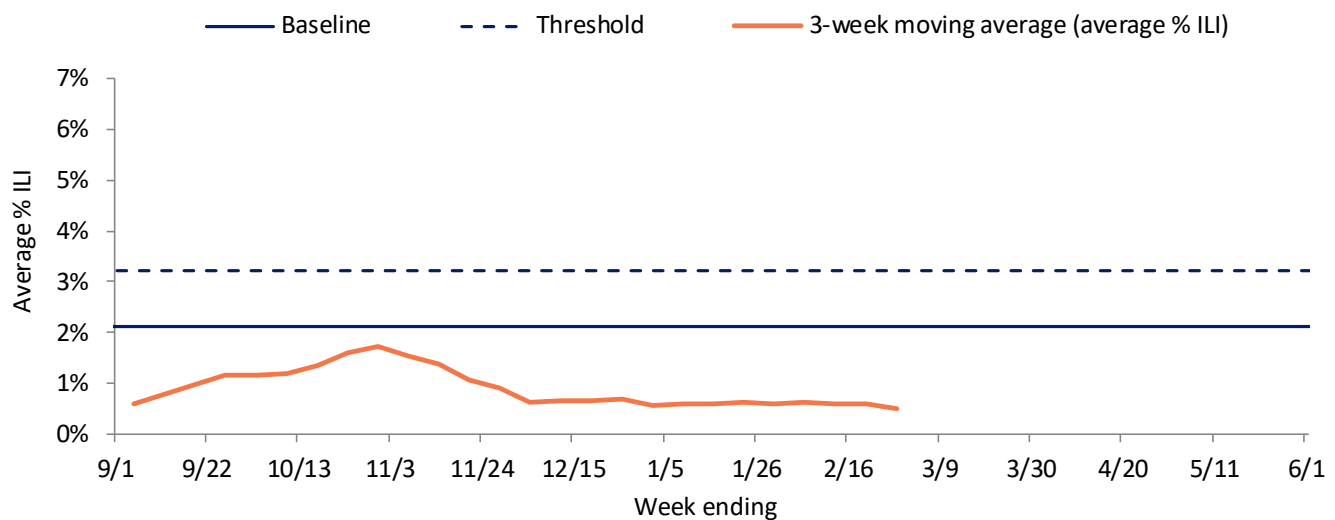


ILI ACTIVITY TREND ANALYSIS

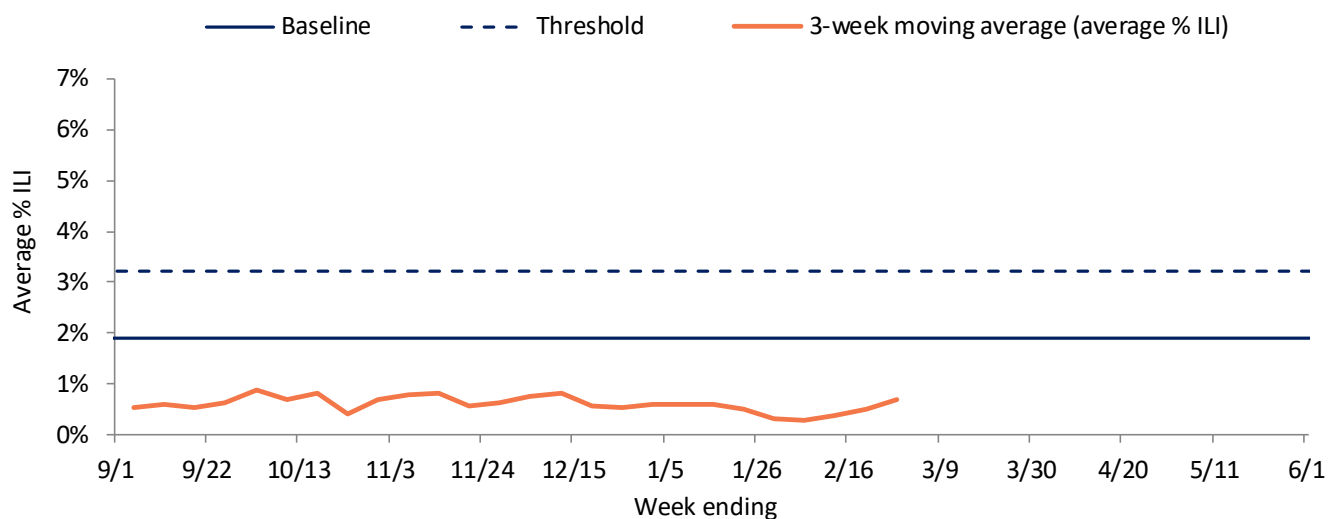
Southeastern Region



Southern Region



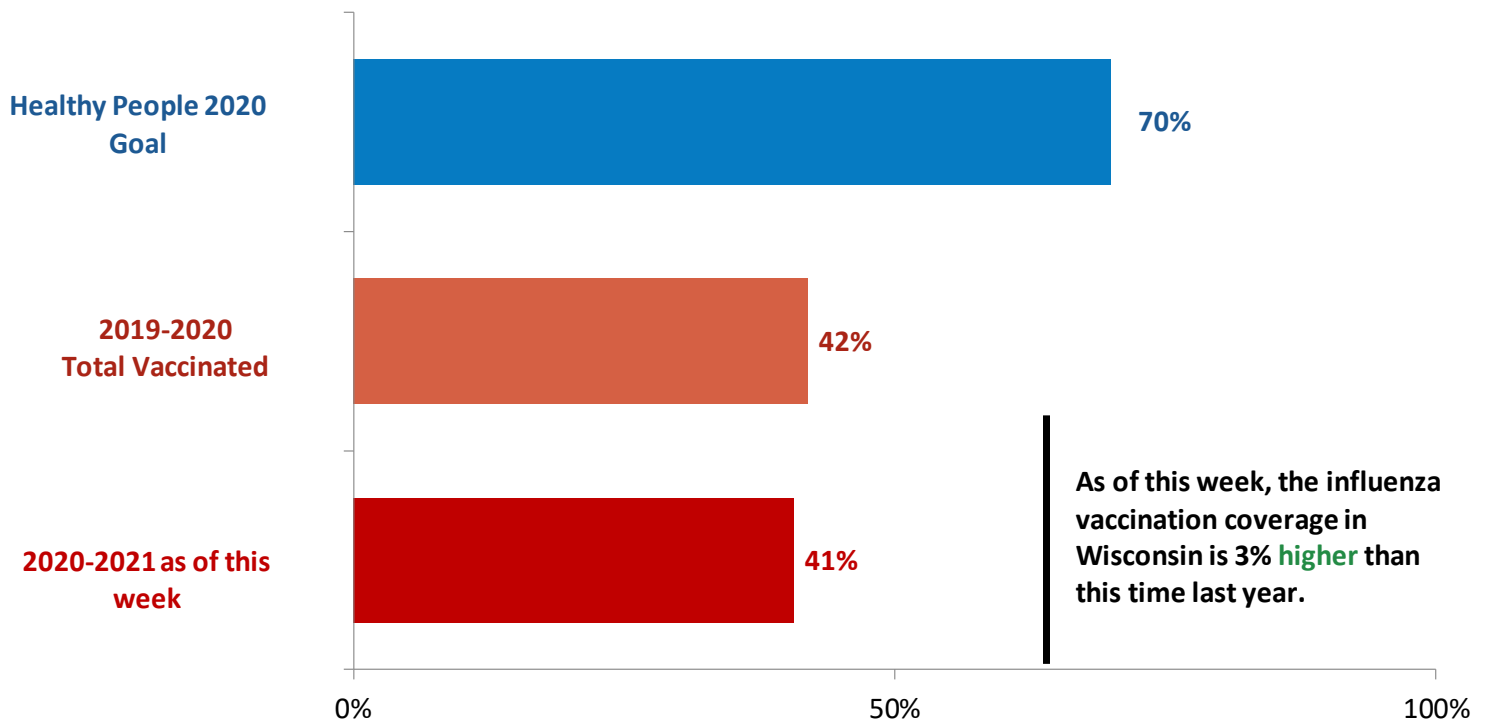
Western Region





SEASONAL INFLUENZA VACCINATION

Cumulative percentage of Wisconsin residents who received 1 or more doses of influenza vaccine, 2020-2021 influenza season



Data source: All influenza vaccination rates presented were calculated using data from the Wisconsin Immunization Registry (numerator) and Wisconsin population estimates (denominator).

Influenza vaccine composition 2020-2021:

Trivalent (three-component) egg-based vaccines are recommended to contain:

- A/Guangdong-Maonan/SWL1536/2019 (H1N1)pdm09-like virus (updated)
- A/Hong Kong/2671/2019 (H3N2)-like virus (updated)
- B/Washington/02/2019 (B/Victoria lineage)-like virus (updated)

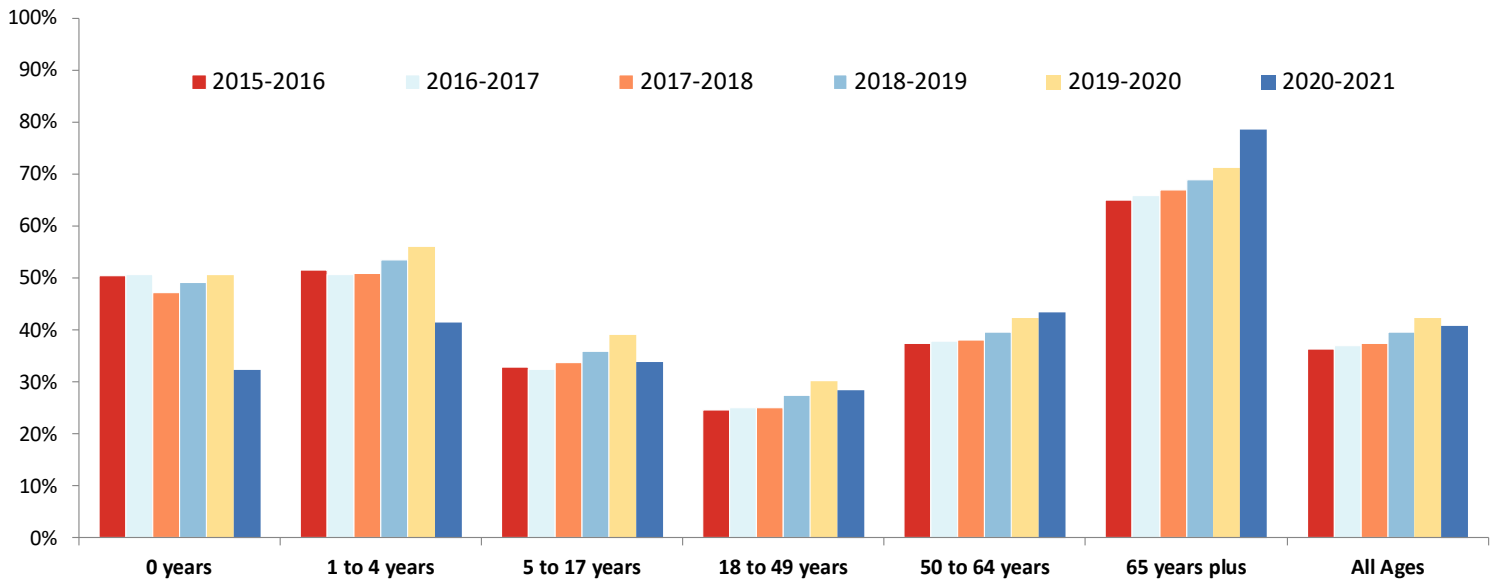
Quadrivalent (four-component) egg-based vaccines, which protect against a second lineage of B viruses, are recommended to contain: the three recommended viruses above, plus B/Phuket/3073/2013-like (Yamagata lineage) virus.

Cell- or recombinant-based vaccines are recommended to contain:

- A/Hawaii/70/2019 (H1N1)pdm09-like virus (updated)
- A/Hong Kong/45/2019 (H3N2)-like virus (updated)
- B/Washington/02/2019 (B/Victoria lineage)-like virus (updated)
- B/Phuket/3073/2013-like (Yamagata lineage) virus

SEASONAL INFLUENZA VACCINATION

Percentage of Wisconsin residents who received one or more doses of influenza vaccine, by age group and influenza season



Each season includes doses administered during the same time period (August 1 through May 3).

Percentage of Wisconsin residents who received one or more doses of influenza vaccine, by race and ethnicity and region, 2020-2021 influenza season

