




WISCONSIN DEPARTMENT
of HEALTH SERVICES



RESPIRATORY VIRUS SURVEILLANCE REPORT

Week 43, Ending October 30, 2021

Wisconsin Department of Health Services | Division of Public Health

Bureau of Communicable Diseases | Communicable Diseases Epidemiology Section

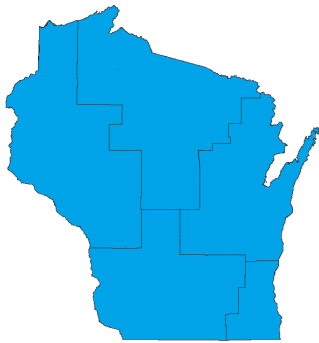
www.dhs.wisconsin.gov/dph/bcd.htm | dhsdphbcd@dhs.wi.gov





INFLUENZA LIKE ILLNESS (ILI) ACTIVITY

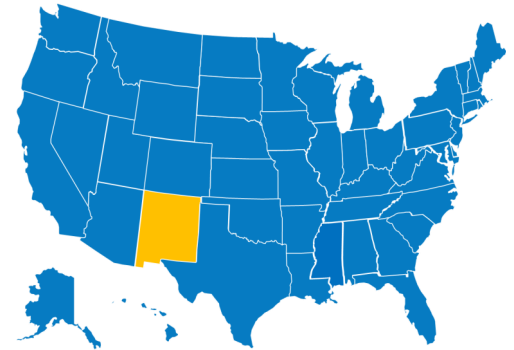
STATE OF WISCONSIN



REGION V OF US (WI, MN, IL, MI, OH, IN)



UNITED STATES



● ILI: HIGH LEVELS ● ILI: MODERATE LEVELS ● ILI: BELOW BASELINE ● ILI: INSUFFICIENT DATA

AT-A-GLANCE:

■ Predominant Viruses of the Week:

RSV and Rhino/enterovirus are the predominant viruses this week.

Current Alerts:

While influenza activity remains low, confirmed cases of influenza have been identified in Wisconsin. Nationwide, early data indicates influenza A/H3 to be the predominant flu virus in circulation.

Additional data on SARS-CoV-2 (the virus causing COVID-19) trends in Wisconsin can be found at:

<https://www.dhs.wisconsin.gov/covid-19/data.htm>

INFLUENZA-ASSOCIATED PEDIATRIC DEATHS REPORTED:

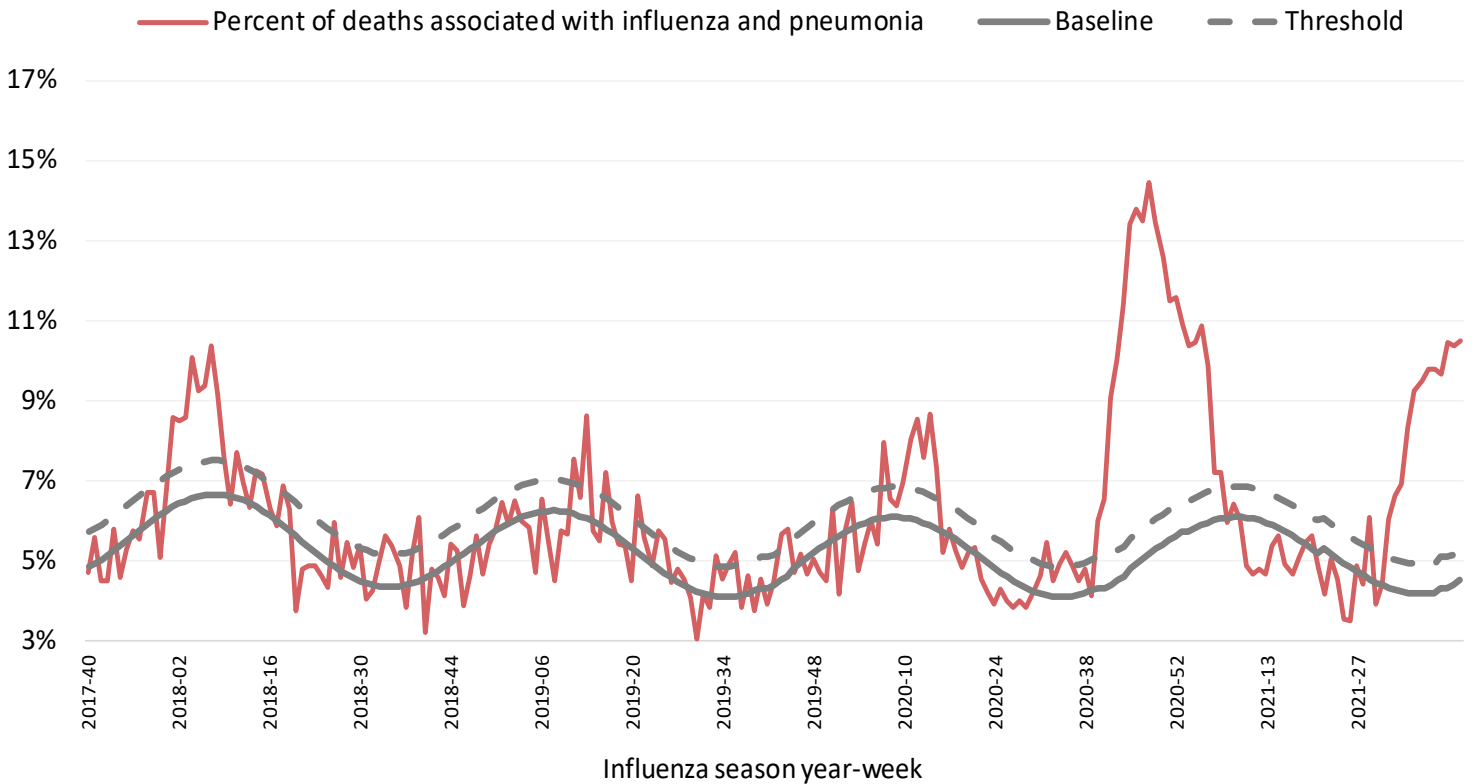
	Week 43, 2021	October 1, 2021 to present
Wisconsin	0	0
Nationwide	0	0

For National US influenza surveillance statistics visit: www.cdc.gov/flu/weekly/

INFLUENZA AND PNEUMONIA-ASSOCIATED MORTALITY

Influenza and Pneumonia Deaths, Wisconsin

Influenza- and pneumonia-associated deaths by influenza season year and week, Wisconsin



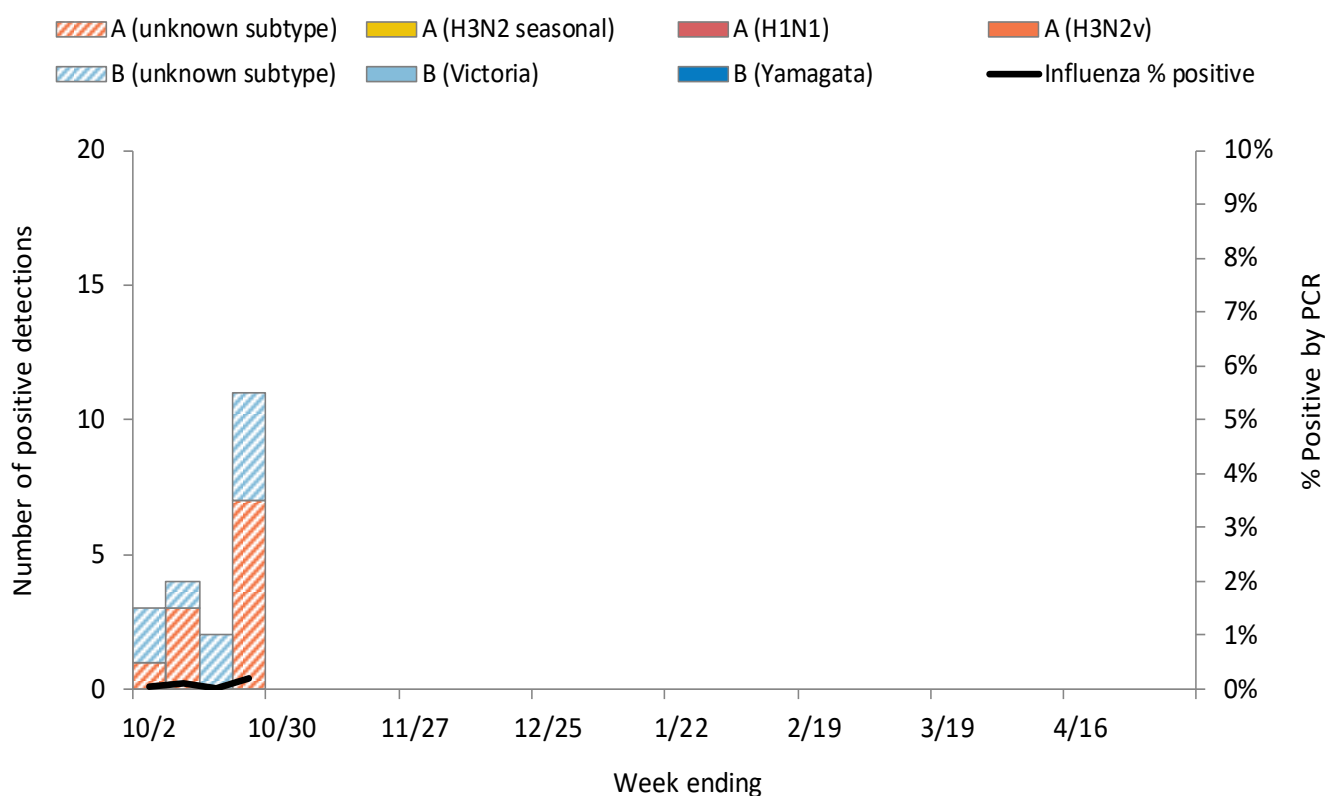
Influenza- and pneumonia-associated deaths by most recent 3 week period.

Influenza season week	Influenza-associated deaths (I)	Pneumonia-associated deaths (P)	Percent I+P of all deaths	Baseline I+P of all deaths	Threshold I+P of all deaths
41	0	133	10.5%	4.2%	5.1%
42	0	127	10.4%	4.3%	5.2%
43 Preliminary Data	0	101	10.5%	4.4%	5.3%

Data source: [DPH, Office of Health Informatics](#)

WISCONSIN LABORATORY SURVEILLANCE FOR RESPIRATORY VIRUSES BY PCR

Wisconsin positive influenza results and subtypes by PCR



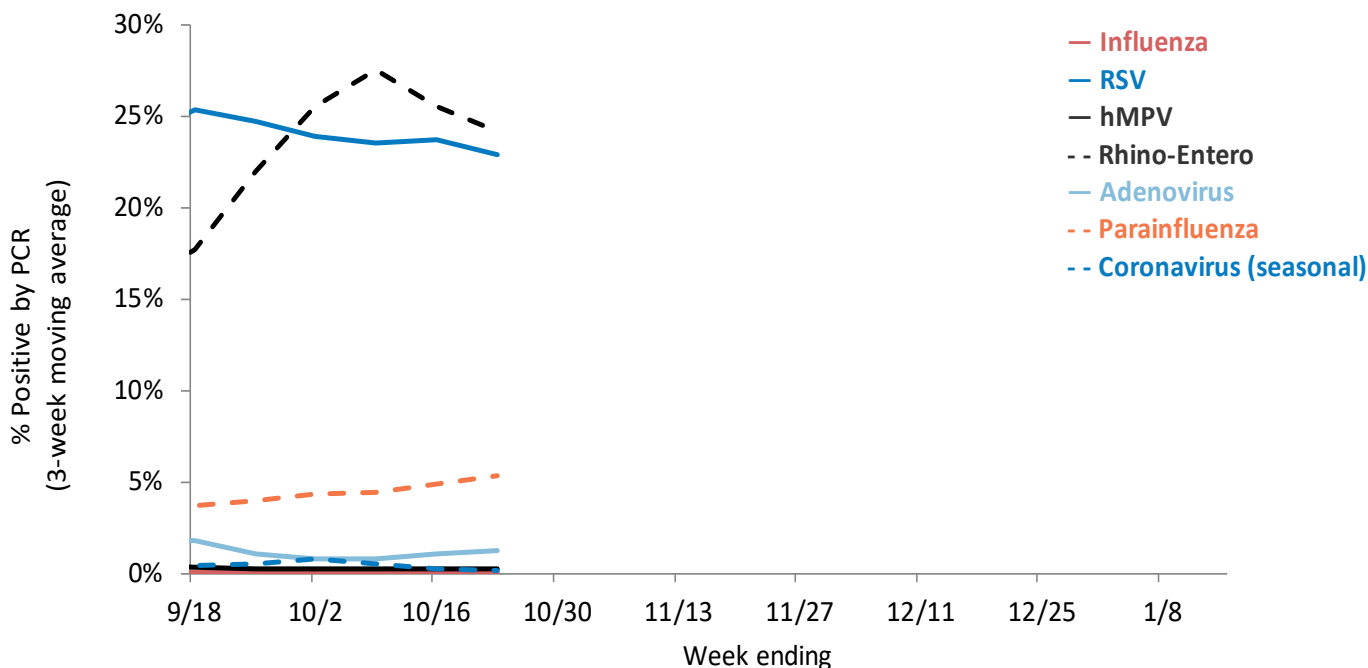
Cumulative number of positive influenza PCR tests by subtype

October 9, 2021 to present

	A (2009 H1N1)	Influenza A: A (H3N2)	Influenza A: 75% A (Unknown)	Influenza B: B (Victoria)	Influenza B: B (Yamagata)	Influenza B: 25% B (Unknown)	Total
Total positive (n)	0	2	14	1	0	12	29
% of total positive	0%	7%	48%	3%	0%	41%	100%

WISCONSIN LABORATORY SURVEILLANCE FOR RESPIRATORY VIRUSES BY PCR

Trends in respiratory virus activity by PCR



Week 43 Ending on October 30, 2021

Respiratory virus	Tested	Positive (n)	Positive (%)	Influenza A			Influenza B		
				H3N2	2009	Unknown	Victoria	Yamagata	Unknown
Influenza	6073	9	0.1%	2	0	3	1	0	3

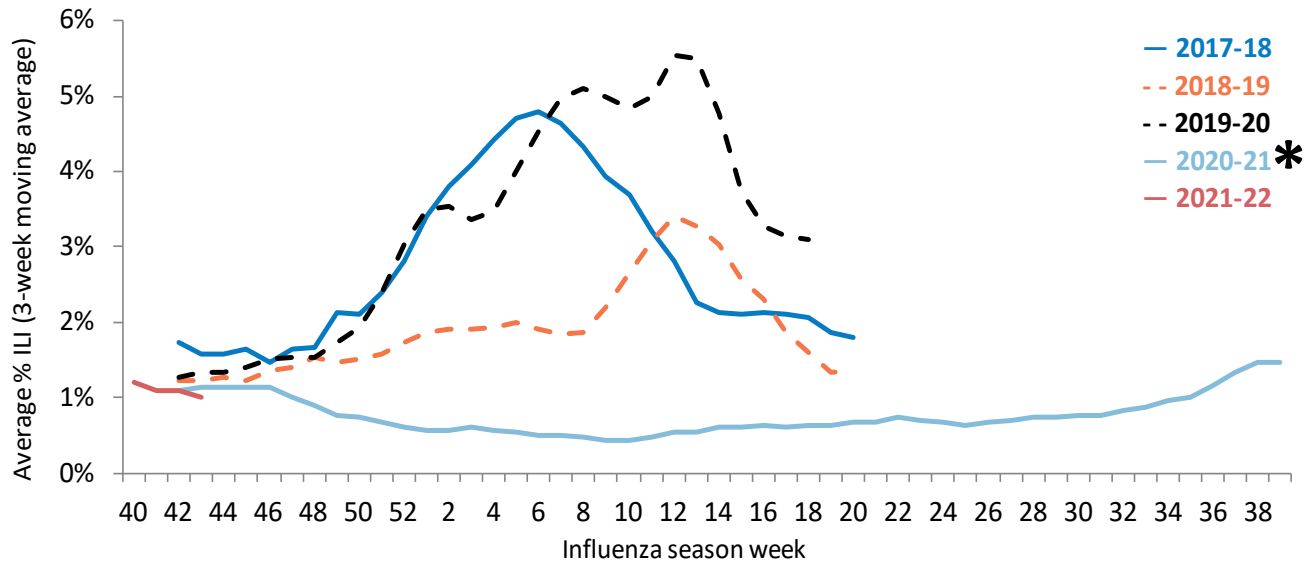
Respiratory virus	Tested	Positive (n)	Positive (%)	Parainfluenza 1	Parainfluenza 2	Parainfluenza 3	Parainfluenza 4
Parainfluenza	1017	65	6.4%	0	19	22	24

Respiratory virus	Tested	Positive (n)	Positive (%)	CoV 229E	CoV OC43	CoV NL63	CoV HKU1
Coronavirus (seasonal)	249	0	0%	0	0	0	0

Respiratory virus	Tested	Positive (n)	Positive (%)
RSV	3656	711	19.9%
Human metapneumovirus	999	5	0.5%
Rhino-enterovirus	975	220	22.6%
Adenovirus	249	4	1.6%

WISCONSIN STATE SUMMARY

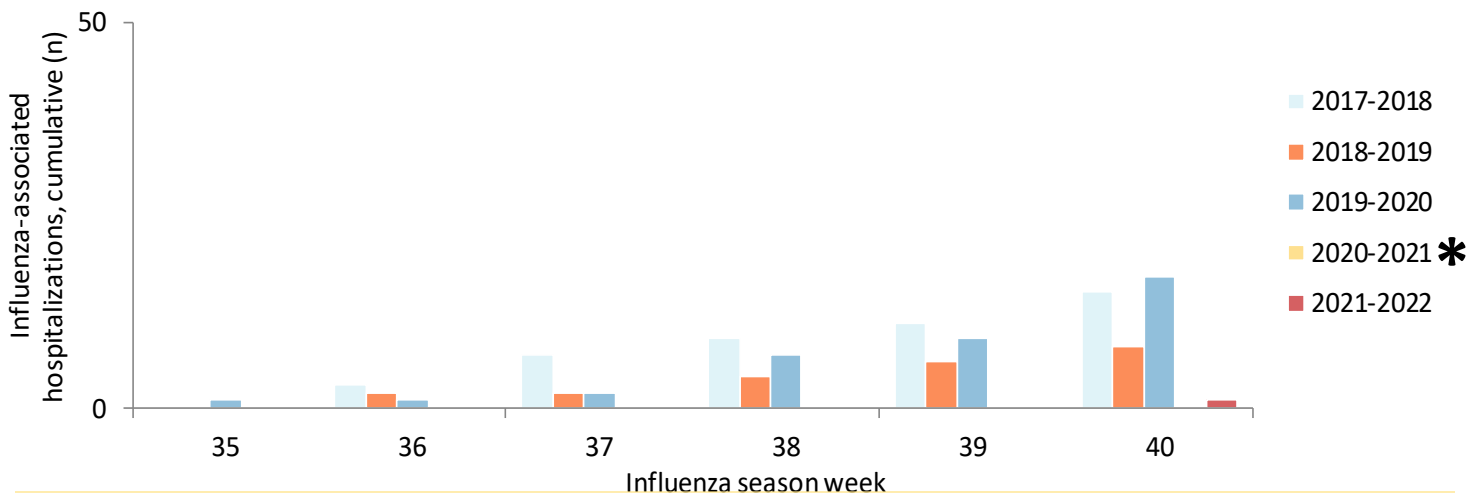
ILI activity trend analysis by influenza season, Wisconsin



Influenza-associated hospitalizations, Wisconsin Electronic Disease Surveillance System October 1, 2021 to present

Age group (years)	Total reported (n)	Influenza subtype					Admitted to ICU	Required mechanical ventilation	Pregnant	Postpartum (≤6 weeks)
		A (2009 H1N1)	A (H3N2)	A (Unknown)	B	Not reported				
<1	0	0	0	0	0	0	0	0		
1-4	0	0	0	0	0	0	0	0		
5-17	0	0	0	0	0	0	0	0		
18-49	0	0	0	0	0	0	0	0	0	0
50-64	0	0	0	0	0	0	0	0		
65+	1	0	0	1	0	0	0	0		
Total	1	0	0	1	0	0	0	0	0	0

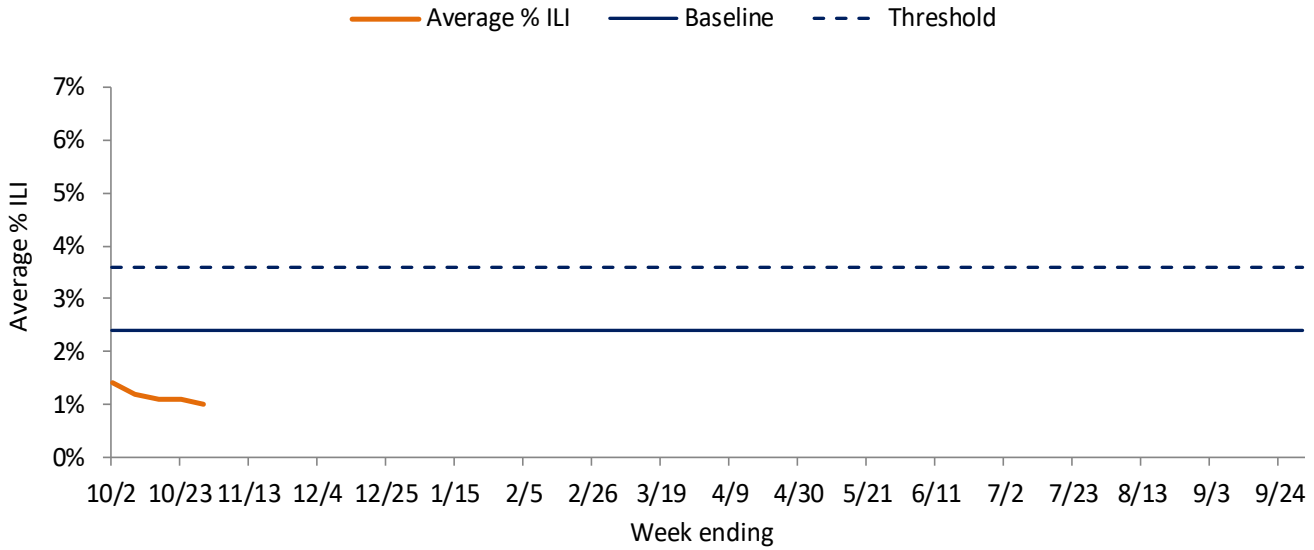
Reported cumulative influenza-associated hospitalizations by influenza season, Wisconsin



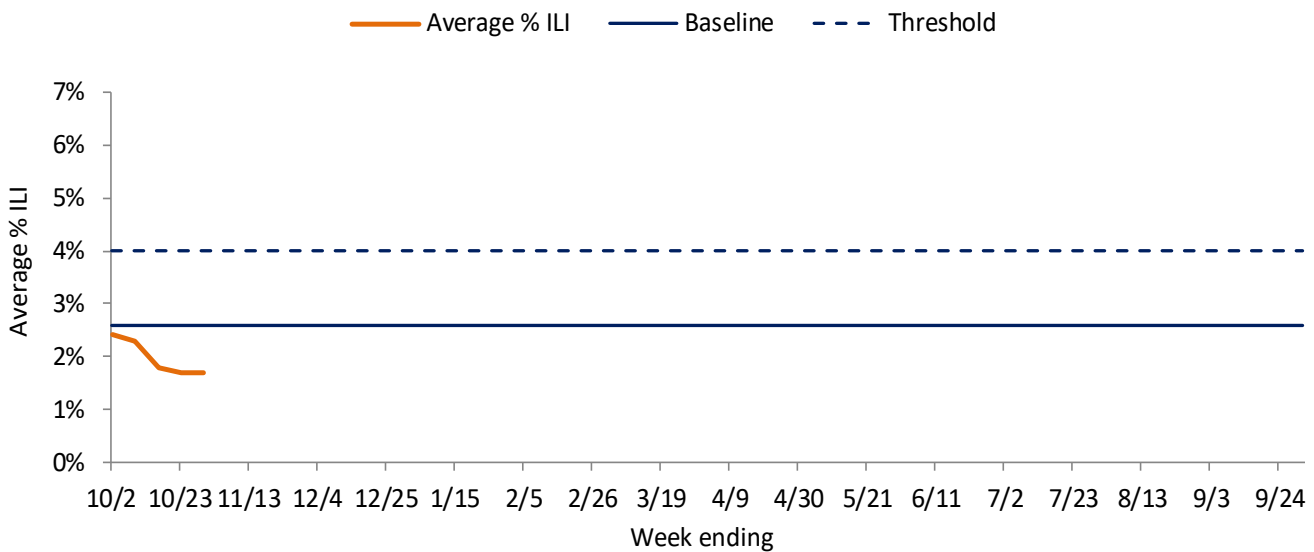
* The 2020 - 2021 influenza season was unusually low due much in part to the ongoing COVID-19 pandemic. As such, numbers for that season are substantially different than previous seasons and should be considered an anomaly.

ILI ACTIVITY TREND ANALYSIS

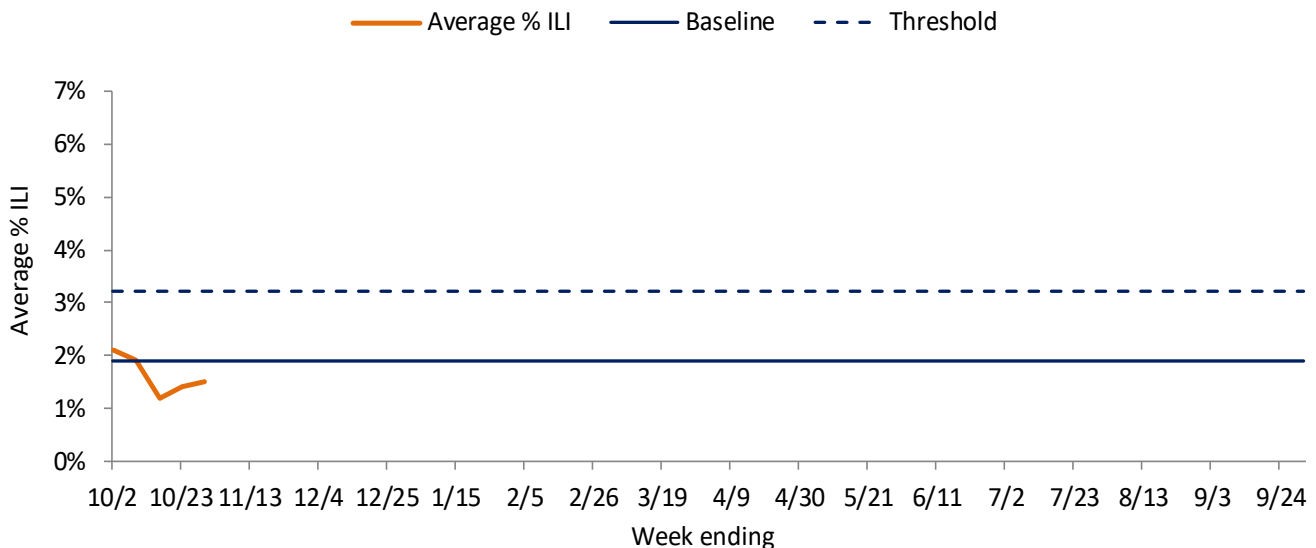
Wisconsin



Northeastern Region

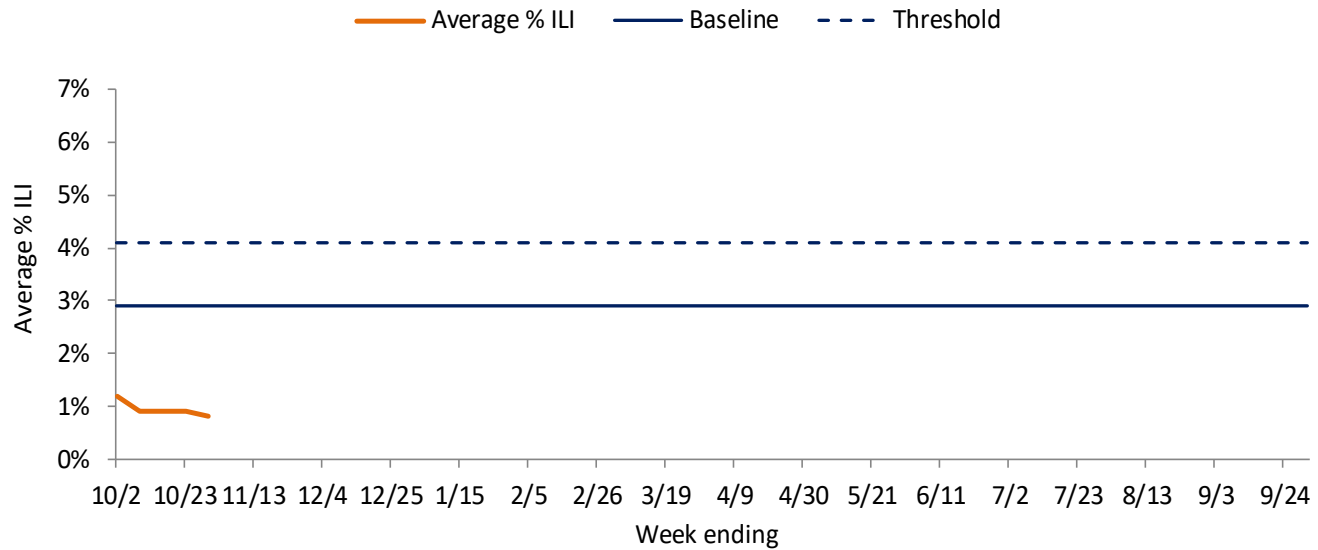


Northern Region

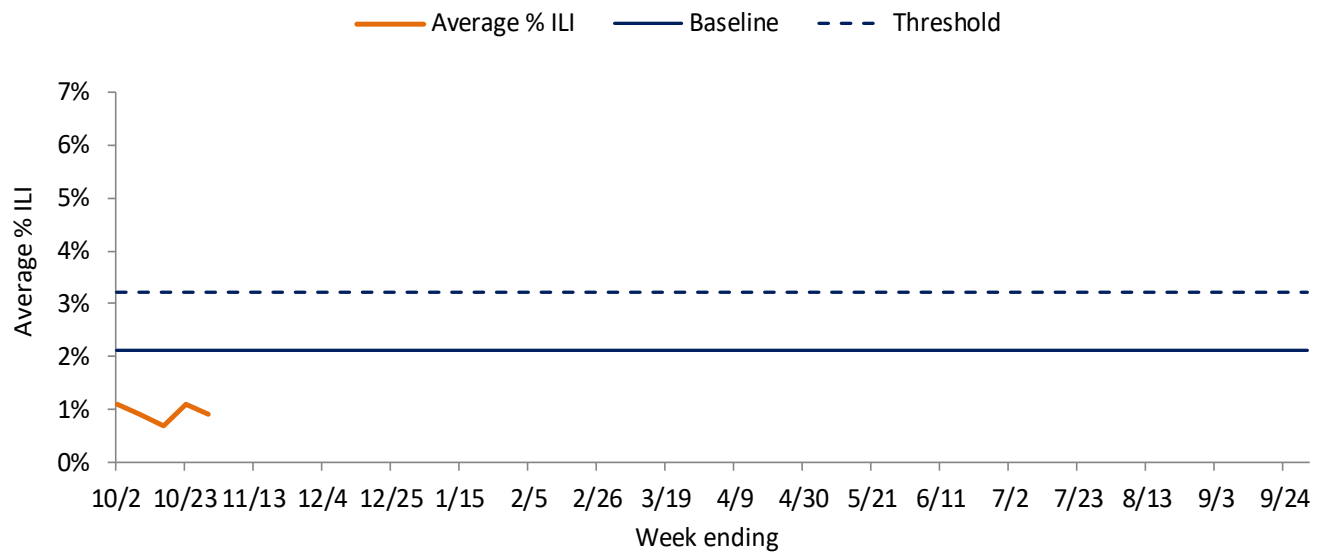


ILI ACTIVITY TREND ANALYSIS

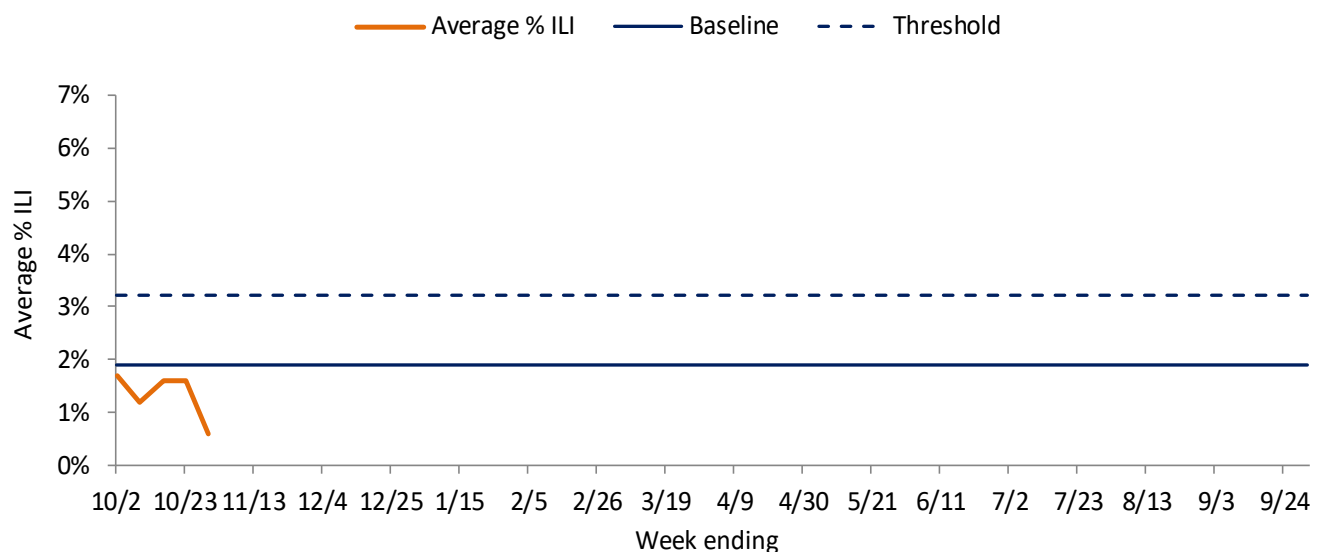
Southeastern Region



Southern Region

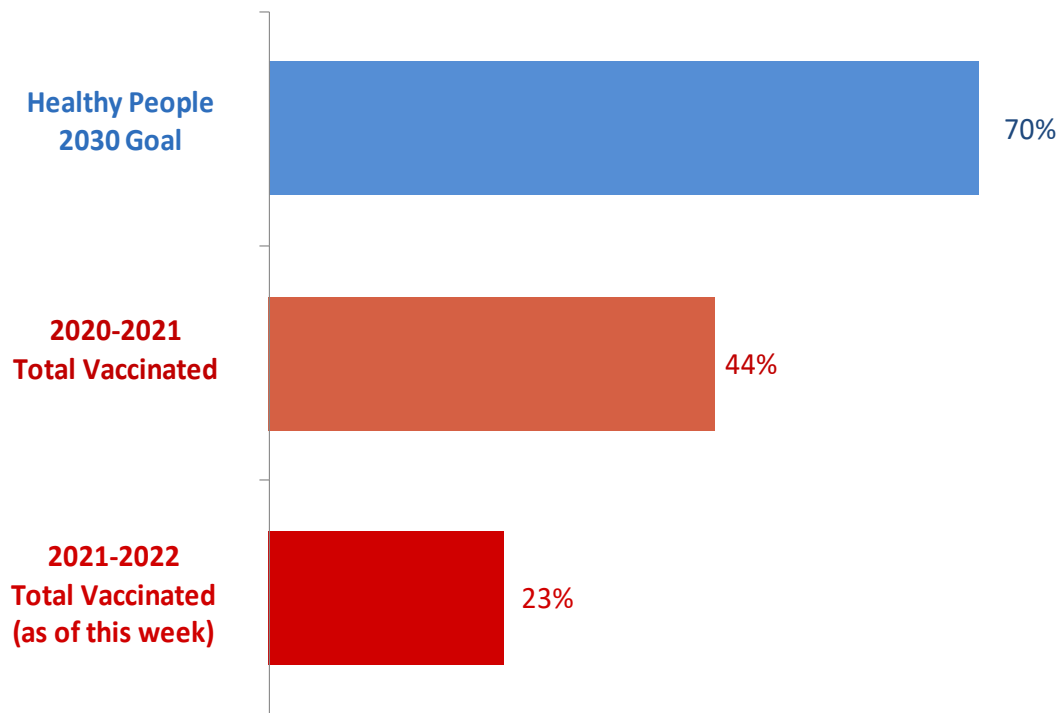


Western Region



SEASONAL INFLUENZA VACCINATION

Cumulative percentage of Wisconsin residents who received 1 or more doses of influenza vaccine, 2021-2022 influenza season



Data source: All influenza vaccination rates presented were calculated using data from the Wisconsin Immunization Registry (numerator) and Wisconsin population estimates (denominator).

Influenza vaccine composition 2021-2022:

Egg-based vaccines are recommended to contain:

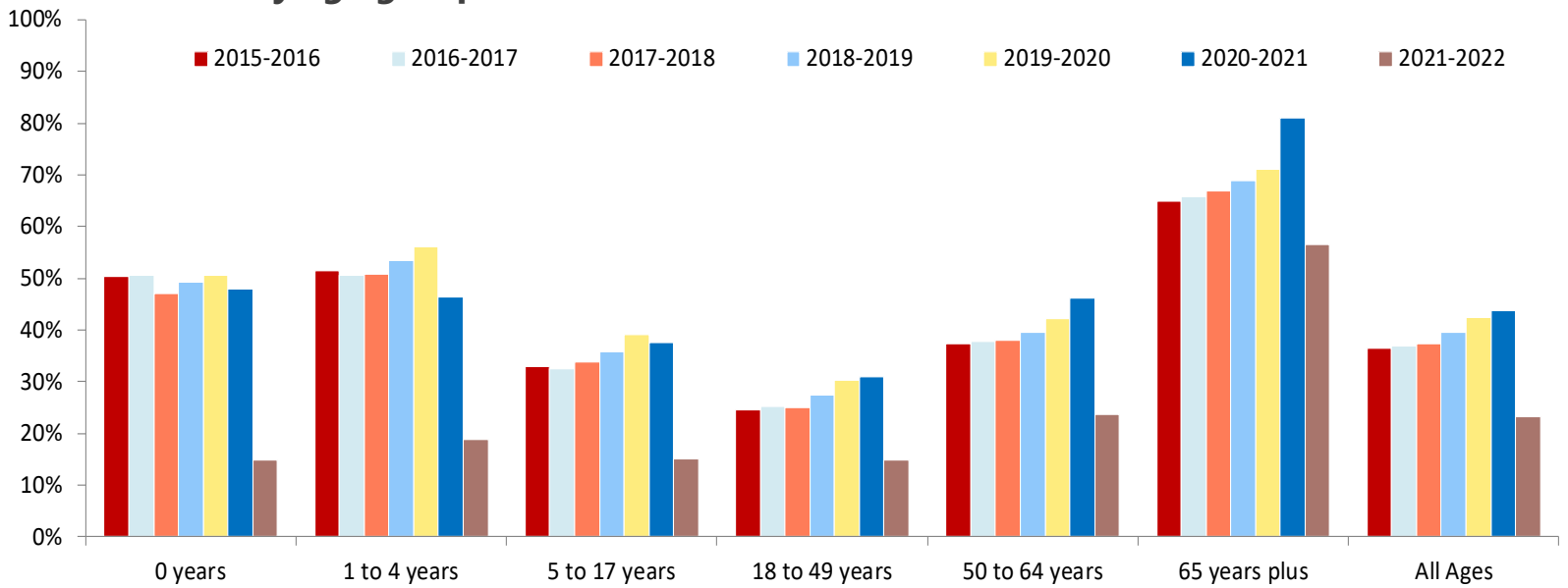
- A/Victoria/2570/2019 (H1N1) pdm09-like virus
- A/Cambodia/e0826360/2020 (H3N2)-like virus
- B/Washington/02/2019- like virus (B/Victoria lineage)
- B/Phuket/3073/2013-like virus (B/Yamagata lineage)

Cell- or recombinant-based vaccines are recommended to contain:

- A/Wisconsin/588/2019 (H1N1) pdm09-like virus
- A/Cambodia/e0826360/2020 (H3N2)-like virus
- B/Washington/02/2019- like virus (B/Victoria lineage)
- B/Phuket/3073/2013-like virus (B/Yamagata lineage)

SEASONAL INFLUENZA VACCINATION

Percentage of Wisconsin residents who received one or more doses of influenza vaccine, by age group and influenza season



Each season includes doses administered during the same time period (August 1 through May 3).

Percentage of Wisconsin residents who received one or more doses of influenza vaccine, by race and ethnicity and region, 2021-2022 influenza season

