



# RESPIRATORY VIRUS SURVEILLANCE REPORT

Week 45, Ending November 7, 2020

Wisconsin Department of Health Services | Division of Public Health  
Bureau of Communicable Diseases | Communicable Diseases Epidemiology Section

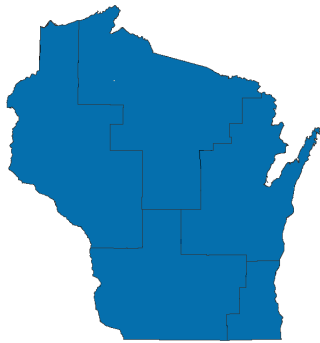
[www.dhs.wisconsin.gov/dph/bcd.htm](http://www.dhs.wisconsin.gov/dph/bcd.htm) | [dhsdphbcd@dhs.wi.gov](mailto:dhsdphbcd@dhs.wi.gov)





# INFLUENZA LIKE ILLNESS (ILI) ACTIVITY

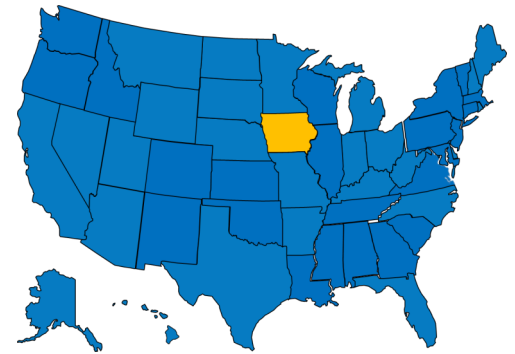
STATE OF WISCONSIN



REGION V OF US  
(WI, MN, IL, MI, OH, IN)



UNITED STATES



● ILI: HIGH LEVELS   ● ILI: MODERATE LEVELS   ● ILI: BELOW BASELINE   ● ILI: INSUFFICIENT DATA

## AT-A-GLANCE:

### ■ Predominant Viruses of the Week:

Rhino/enterovirus and SARS-CoV-2 (virus causing COVID-19)

### Current Alerts:

Seven (9) confirmed cases of influenza and five (5) influenza-associated hospitalizations were recorded this season. This is significantly lower than the number of cases reported during this same time period in previous years.


Additional data on SARS-CoV-2 (the virus causing COVID-19) trends in Wisconsin can be found at:

## INFLUENZA-ASSOCIATED PEDIATRIC DEATHS REPORTED:

	Week 45, 2020	October 1, 2020 to present
<b>Wisconsin</b>	0	0
<b>Nationwide</b>	0	0



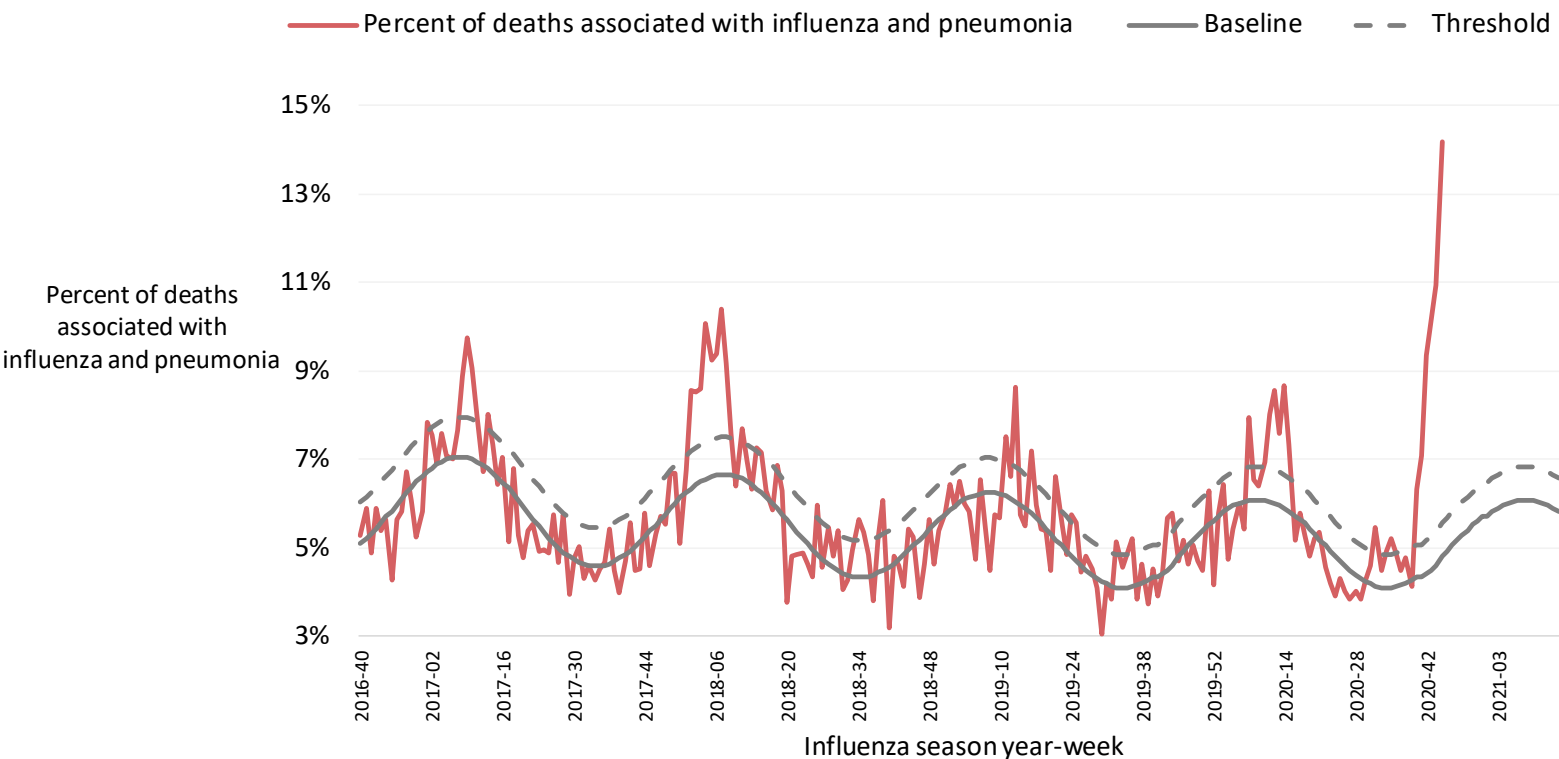
For National US influenza surveillance statistics visit: [www.cdc.gov/flu/weekly/](http://www.cdc.gov/flu/weekly/)



# INFLUENZA AND PNEUMONIA-ASSOCIATED MORTALITY

## Influenza and Pneumonia Deaths, Wisconsin

Influenza- and pneumonia-associated deaths by influenza season year and week, Wisconsin



Influenza- and pneumonia-associated deaths by most recent influenza season week, Wisconsin, 2020-2021 season

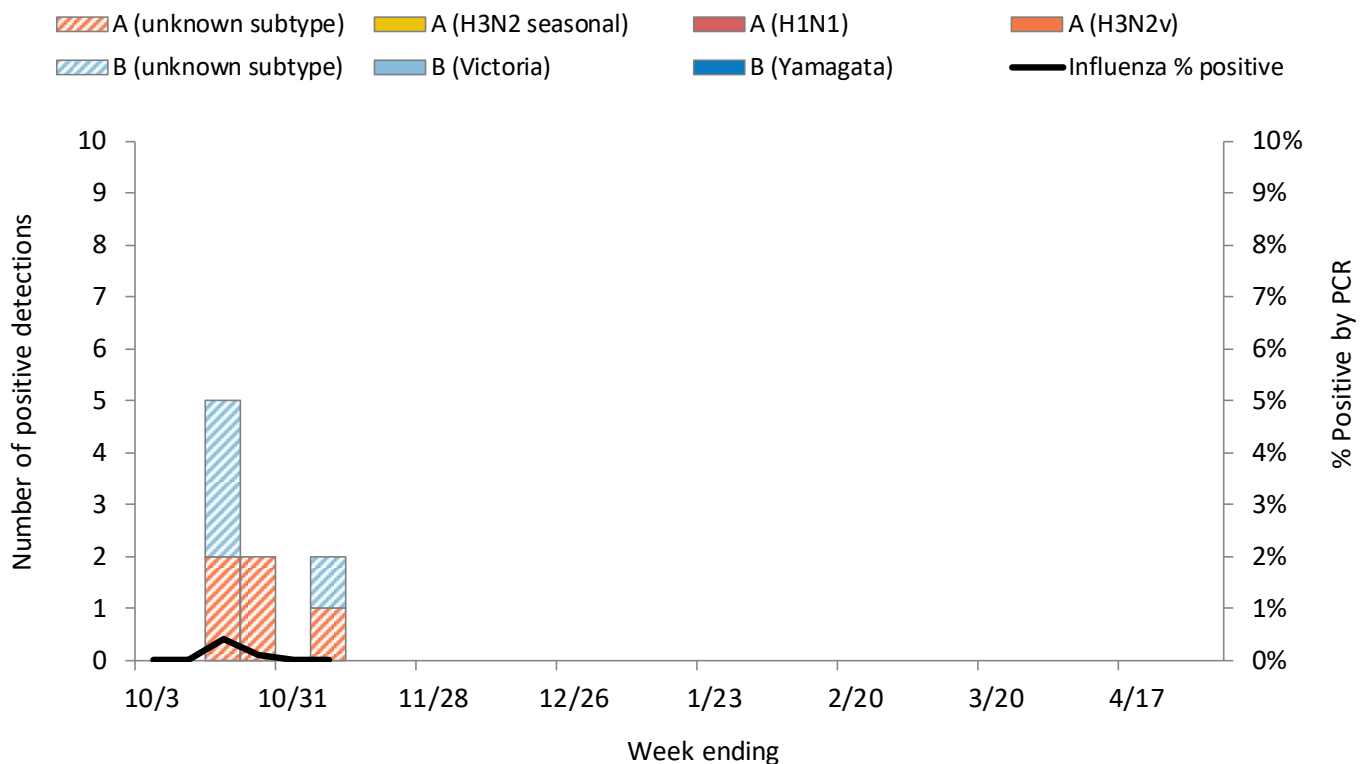
Influenza season week	Influenza-associated deaths (I)	Pneumonia-associated deaths (P)	Percent I+P of all deaths	Baseline I+P of all deaths	Threshold I+P of all deaths
43	0	140	10.1%	4.3%	5.1%
44	0	153	11.0%	4.3%	5.1%
45 Preliminary Data	0	191	14.2%	4.4%	5.2%
Seasonal total	0	802	9.8%	NA	NA

Data source: [DPH, Office of Health Informatics](#)



# WISCONSIN LABORATORY SURVEILLANCE FOR RESPIRATORY VIRUSES BY PCR

## Wisconsin positive influenza results and subtypes by PCR

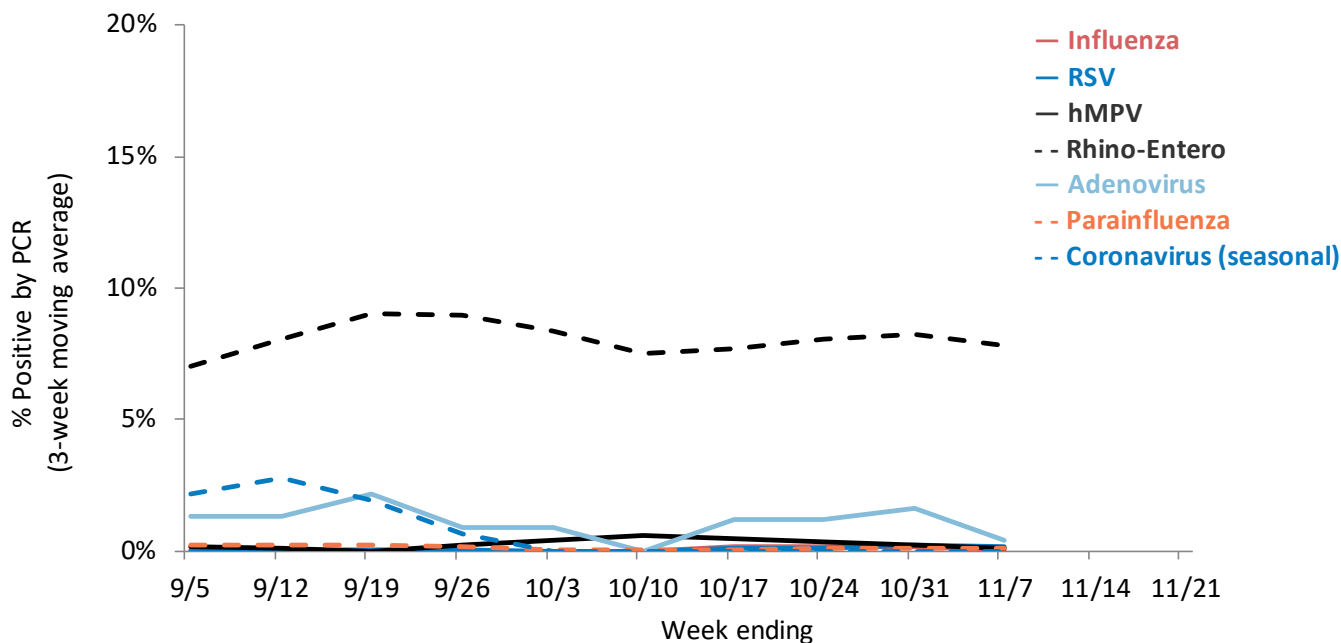


## Cumulative number of positive influenza PCR tests by subtype September 1, 2020 to present

	A (2009 H1N1)	Influenza A: A (H3N2)	Influenza A: A (Unknown) 56%	B (Victoria)	Influenza B: B (Yamagata)	Influenza B: B (Unknown) 44%	Total
Total positive (n)	0	0	5	0	0	4	9
% of total positive	0%	0%	56%	0%	0%	44%	100%

# WISCONSIN LABORATORY SURVEILLANCE FOR RESPIRATORY VIRUSES BY PCR

## Trends in respiratory virus activity by PCR



### Week 45: Ending on November 7, 2020

Respiratory virus	Tested	Positive (n)	Positive (%)	Influenza A			Influenza B		
				H3N2	2009 H1N1	Unknown	Victoria	Yamagata	Unknown
Influenza	6538	2	0%	0	0	1	0	0	1

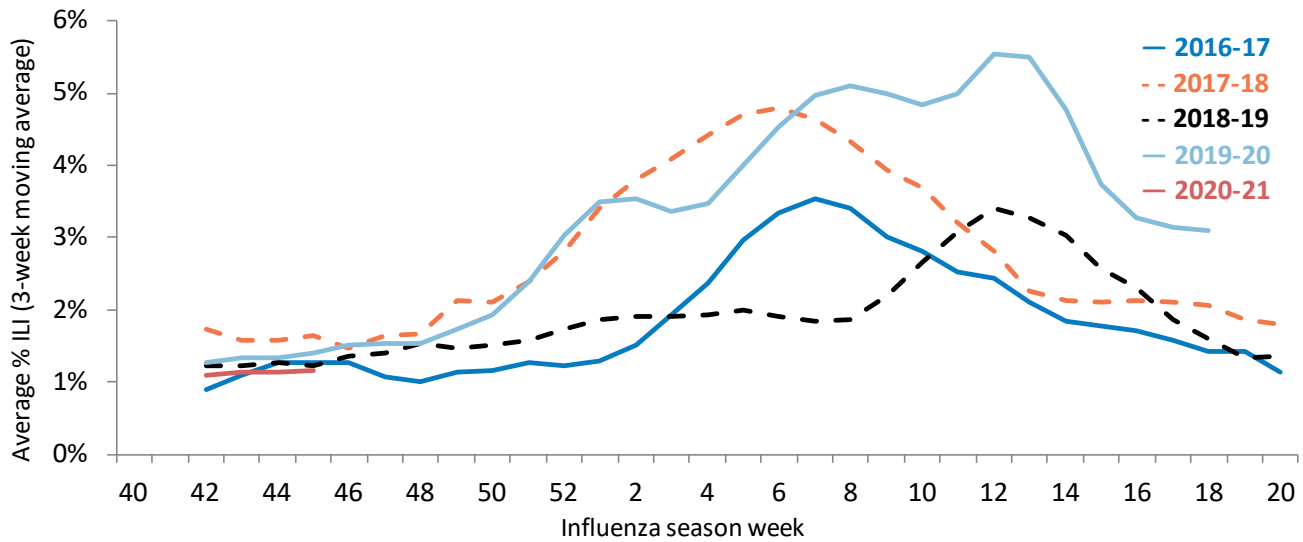
Respiratory virus	Tested	Positive (n)	Positive (%)	Parainfluenza 1	Parainfluenza 2	Parainfluenza 3	Parainfluenza 4
Parainfluenza	991	1	0.1%	0	0	1	0

Respiratory virus	Tested	Positive (n)	Positive (%)	CoV 229E	CoV OC43	CoV NL63	CoV HKU1
Coronavirus (seasonal)	106	0	0%	0	0	0	0

Respiratory virus	Tested	Positive (n)	Positive (%)
RSV	1150	0	0%
Human metapneumovirus	1006	1	0.1%
Rhino-enterovirus	998	71	7.1%
Adenovirus	106	0	0%

# WISCONSIN STATE SUMMARY

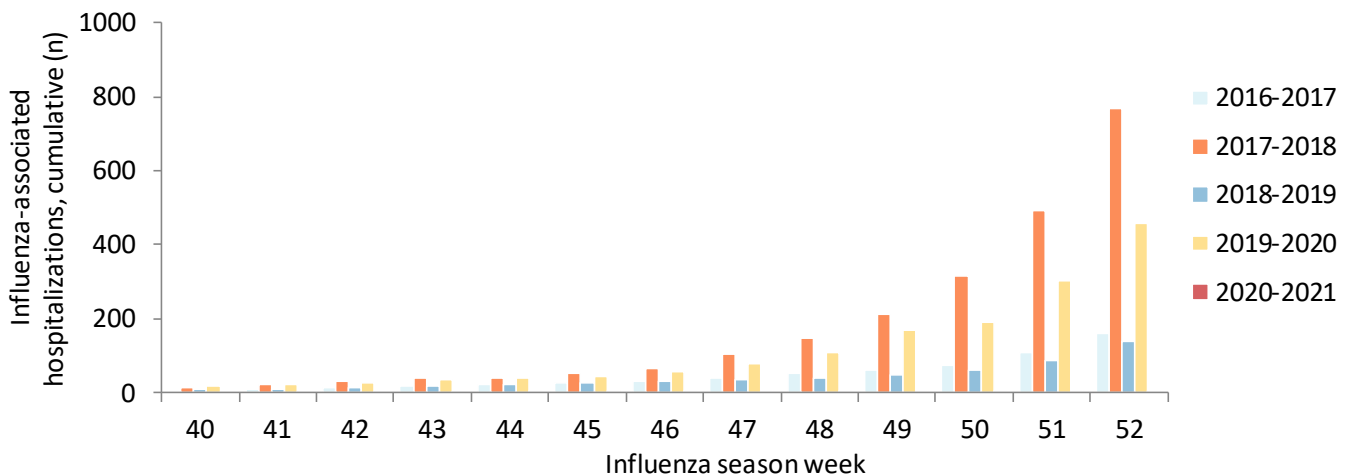
## ILI activity trend analysis by influenza season, Wisconsin



## Influenza-associated hospitalizations, Wisconsin Electronic Disease Surveillance System September 1, 2020 to present

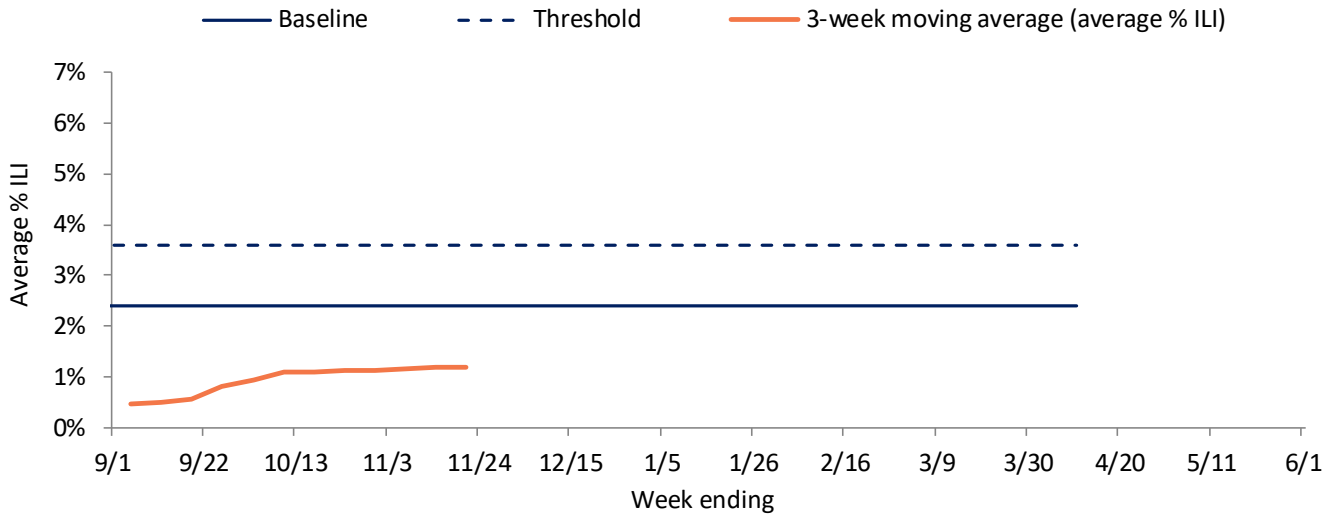
Age group (years)	Total reported (n)	Influenza subtype					Admitted to ICU	Required mechanical ventilation	Pregnant	Postpartum (≤6 weeks)
		A (2009 H1N1)	A (H3N2)	A (Unknown)	B	Not reported				
<1	0	0	0	0	0	0	0	0		
1-4	0	0	0	0	0	0	0	0		
5-17	0	0	0	0	0	0	0	0		
18-49	2	0	0	1	1	0	0	0	0	0
50-64	0	0	0	0	0	0	0	0		
65+	3	0	0	1	2	0	0	0		
<b>Total</b>	<b>5</b>	<b>0</b>	<b>0</b>	<b>2</b>	<b>3</b>	<b>0</b>	<b>0</b>	<b>0</b>	<b>0</b>	<b>0</b>

## Reported cumulative influenza-associated hospitalizations by influenza season, Wisconsin

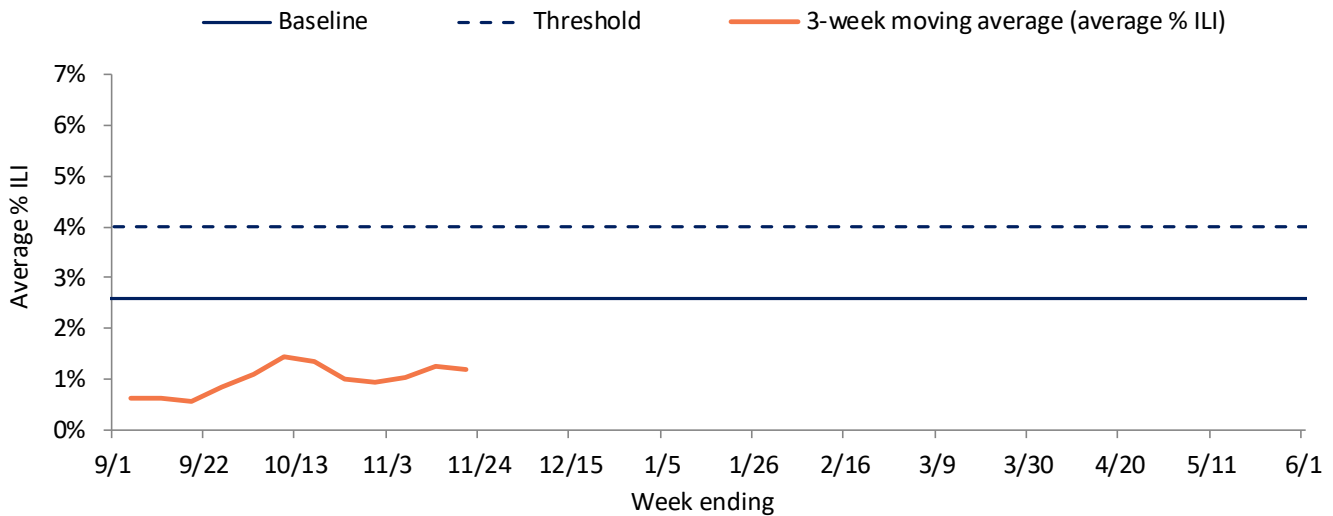


# ILI ACTIVITY TREND ANALYSIS

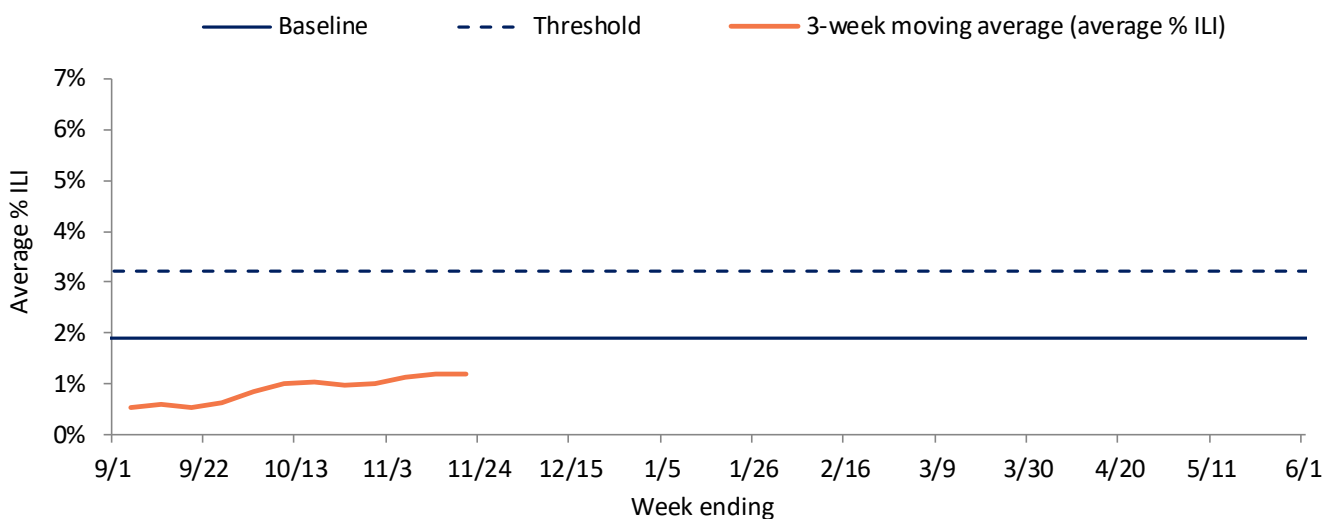
## Wisconsin



## Northeastern Region

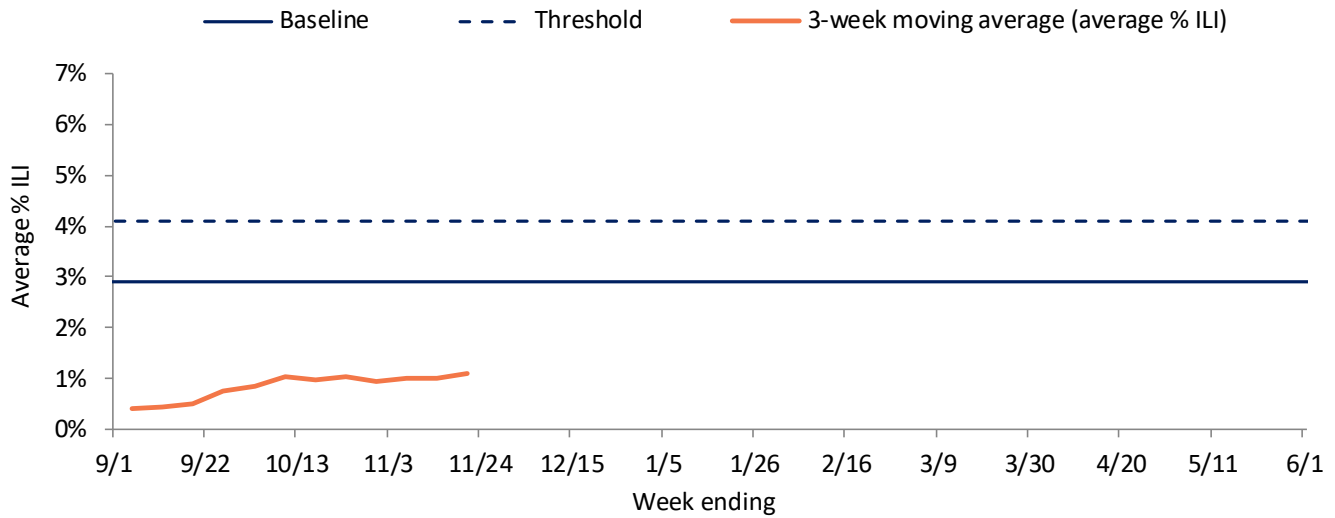


## Northern Region

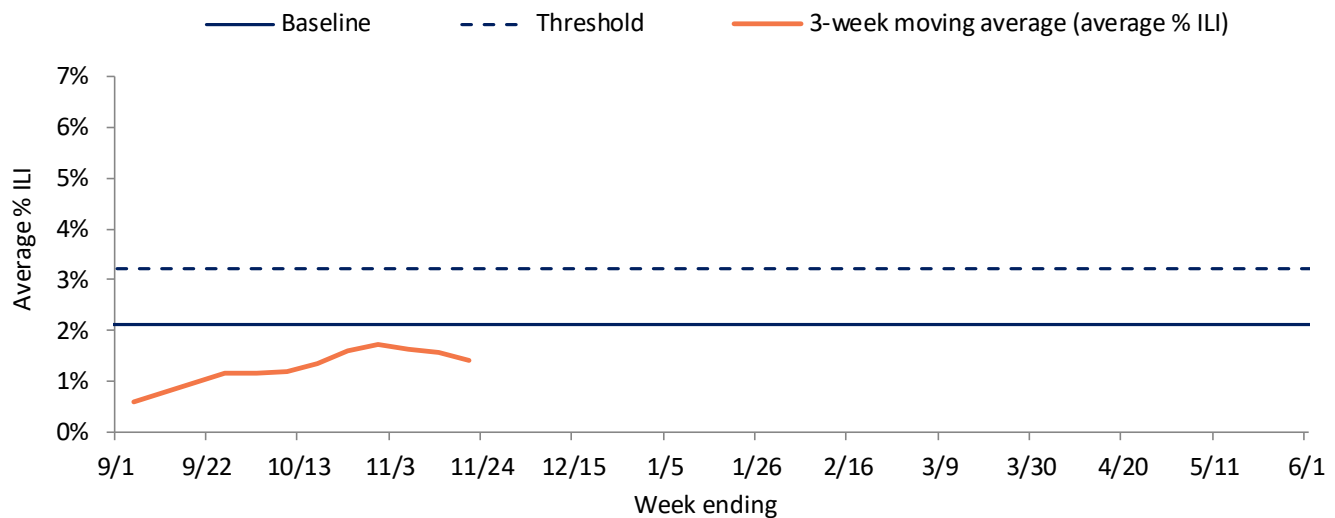


# ILI ACTIVITY TREND ANALYSIS

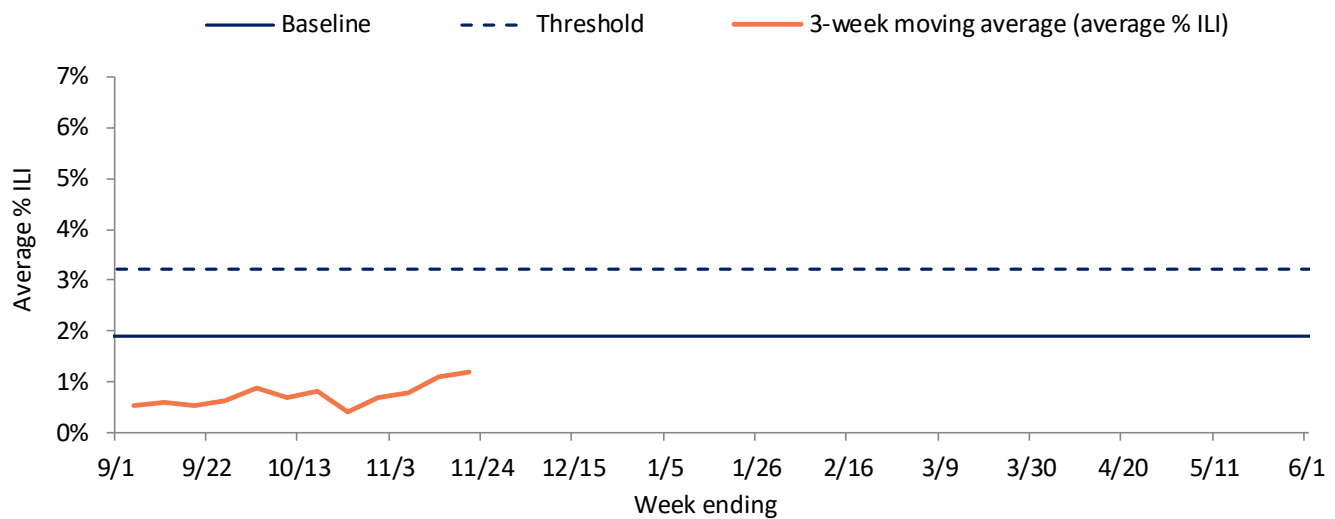
## Southeastern Region



## Southern Region



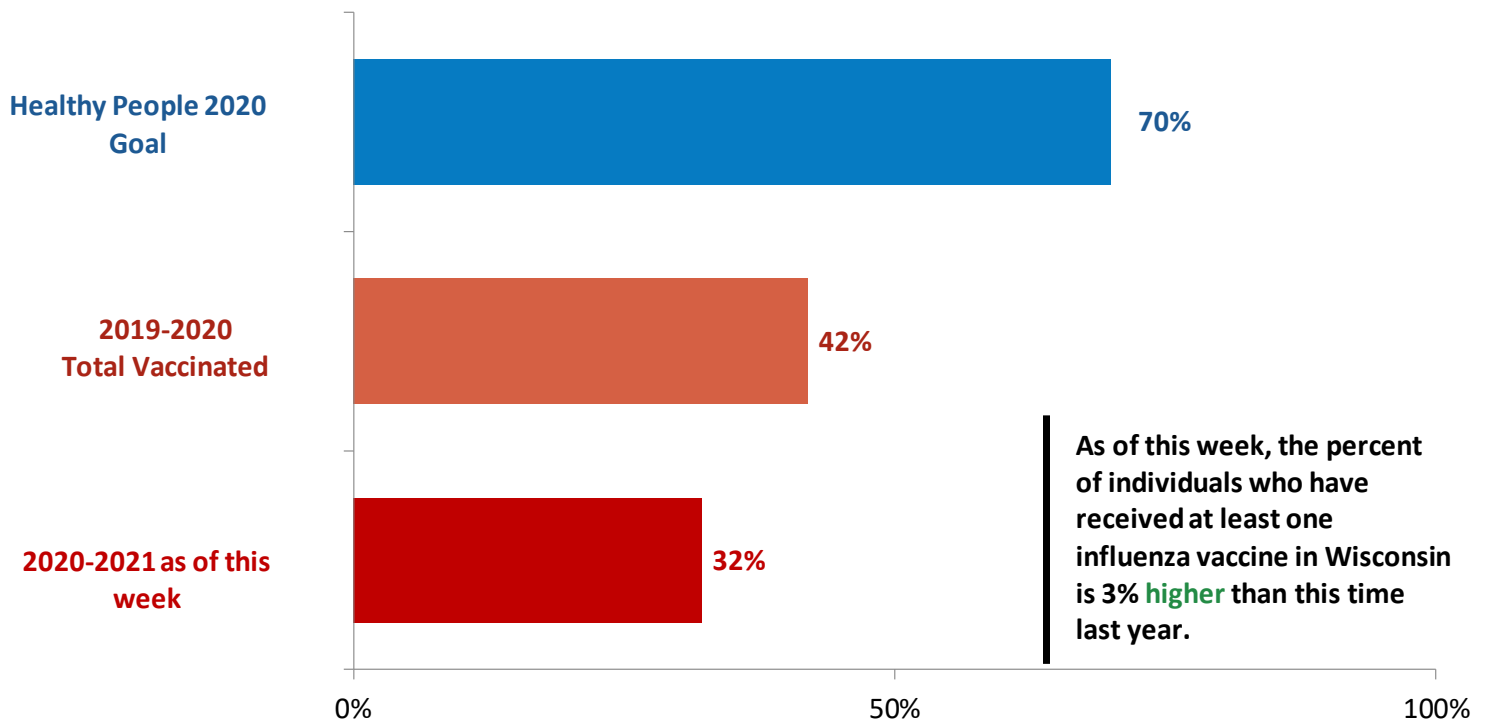
## Western Region





# SEASONAL INFLUENZA VACCINATION

Cumulative percentage of Wisconsin residents who received 1 or more doses of influenza vaccine, 2020-2021 influenza season



Data source: All influenza vaccination rates presented were calculated using data from the Wisconsin Immunization Registry (numerator) and Wisconsin population estimates (denominator).

## Influenza vaccine composition 2020-2021:

**Trivalent (three-component) egg-based vaccines** are recommended to contain:

- A/Guangdong-Maonan/SWL1536/2019 (H1N1)pdm09-like virus (updated)
- A/Hong Kong/2671/2019 (H3N2)-like virus (updated)
- B/Washington/02/2019 (B/Victoria lineage)-like virus (updated)

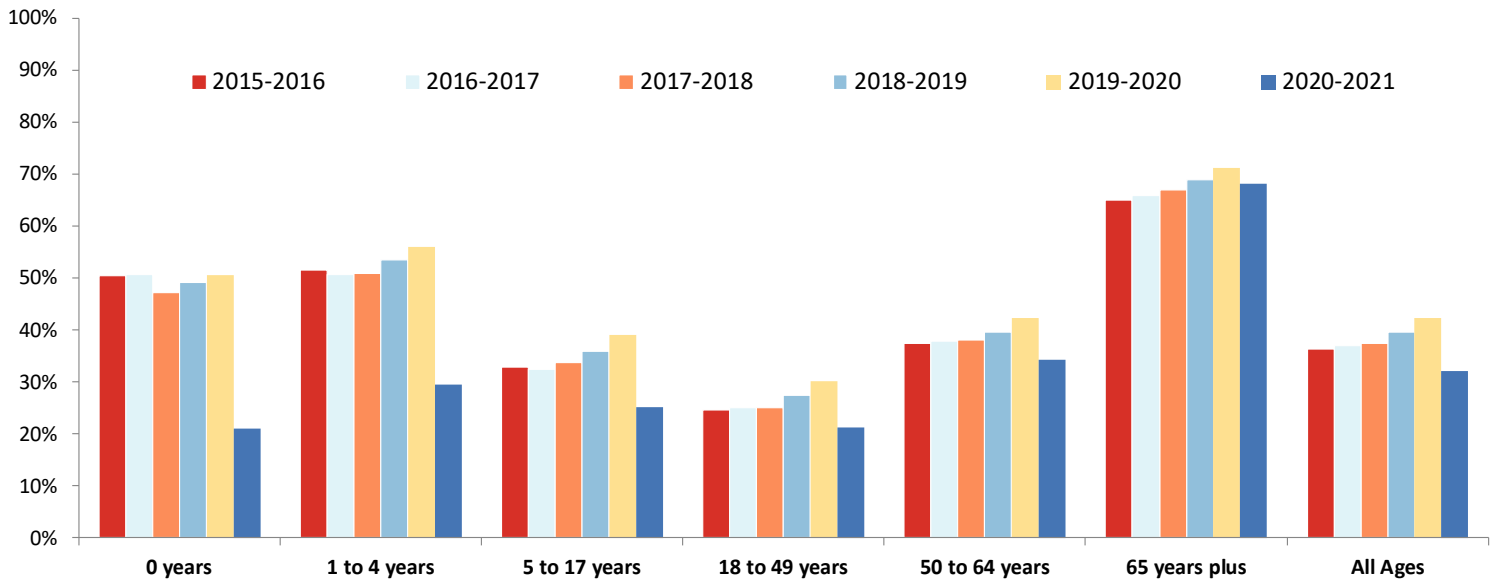
**Quadrivalent (four-component) egg-based vaccines**, which protect against a second lineage of B viruses, are recommended to contain: the three recommended viruses above, plus B/Phuket/3073/2013-like (Yamagata lineage) virus.

**Cell- or recombinant-based vaccines** are recommended to contain:

- A/Hawaii/70/2019 (H1N1)pdm09-like virus (updated)
- A/Hong Kong/45/2019 (H3N2)-like virus (updated)
- B/Washington/02/2019 (B/Victoria lineage)-like virus (updated)
- B/Phuket/3073/2013-like (Yamagata lineage) virus

# SEASONAL INFLUENZA VACCINATION

Percentage of Wisconsin residents who received one or more doses of influenza vaccine, by age group and influenza season



Each season includes doses administered during the same time period (August 1 through May 3).

Percentage of Wisconsin residents who received one or more doses of influenza vaccine, by race and ethnicity and region, 2020-2021 influenza season

