

School Immunization Assessment


2024–2025 Wisconsin Results




[Wisconsin Student Immunization Law](#) requires schools to report the number of students who met the minimum immunization requirements, are in the process of meeting the requirements, are behind schedule, have a waiver, or have no immunization record or waiver on file.

For the 2024–25 school year, a meningococcal (MenACWY-containing) vaccine was added to the requirements for students entering seventh grade, and a booster dose was required for eligible students entering 12th grade. In addition to providing compliance rates for students in all grades, further analysis was conducted by excluding grades 7–12 to assess the impact of the new meningococcal vaccine requirement.¹ This data is described in more detail below.

2024–25 Key takeaways

 2,662 schools reported information on 881,628 students.

 During the 2024–25 school year, **86.4%** of all students met the minimum immunization requirements, a **2.8 percentage-point decrease** from the previous school year.



3.8% of all students were behind schedule, double the previous school year’s percentage and likely due to the new meningococcal vaccine requirement.



6.7% of students had a waiver for one or more immunizations, a **0.6 percentage-point** increase from last year. However, the percentage of students waiving all vaccinations decreased to **1.3%**.

Students reported as meeting all minimum requirements

Figure 1: **86.4%** of students **met all minimum requirements** at the time of assessment.²

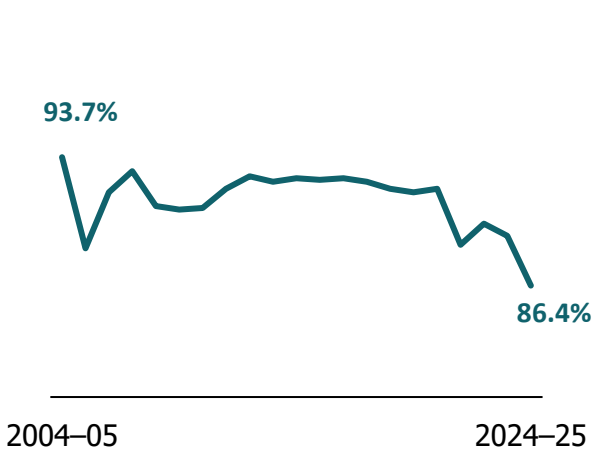
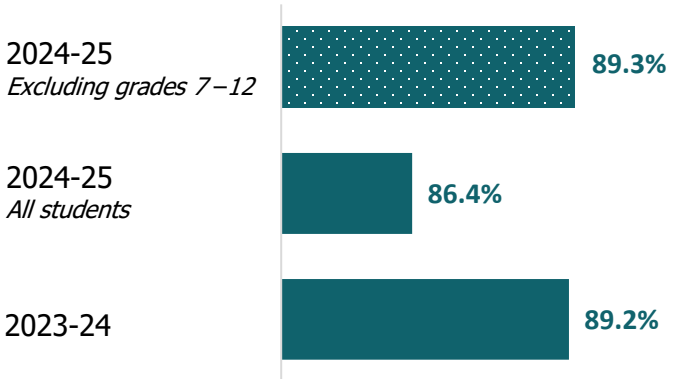


Figure 2: When excluding grades 7–12 from the 2024–25 sample, **89.3%** of students **met all minimum requirements**.



Students reported as in process, behind schedule, and no record

Figure 3: At the time of the 2024–2025 school assessment, the percentage of all students classified as **in process**, **behind schedule**, and **no record** increased.³

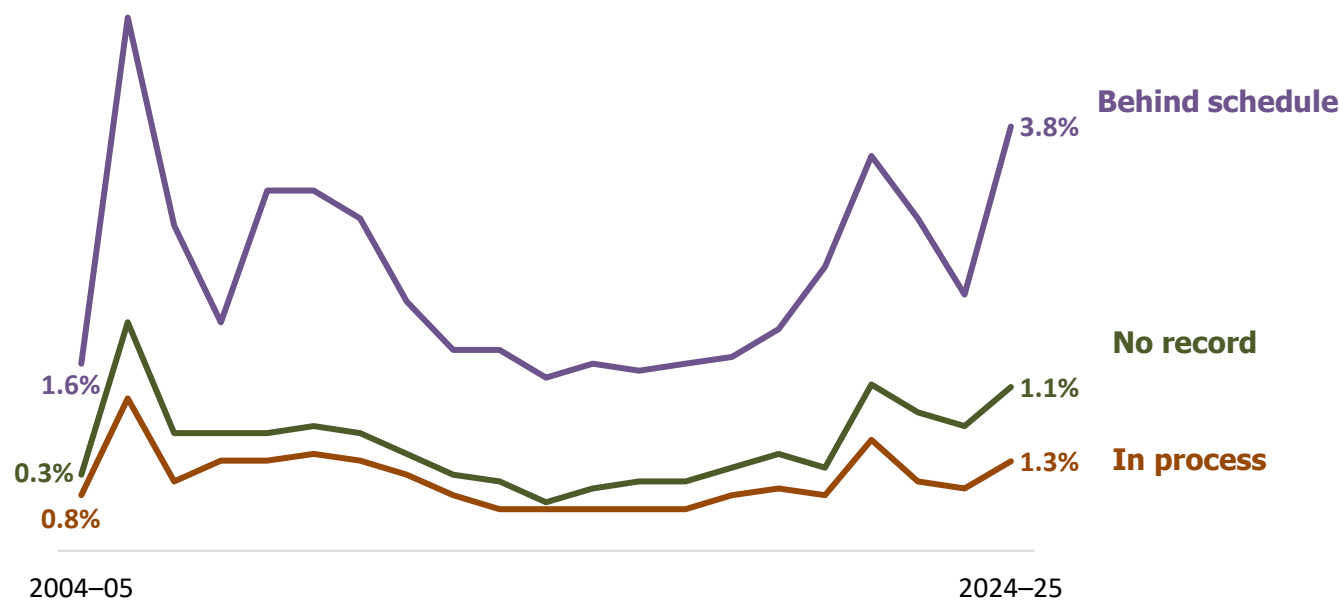


Figure 4: When excluding students in grades 7–12, there was little change in the students **in process** or having **no record**. However, the percentage of students **behind schedule** declined to 1.3%, a 0.6%-point decrease from the previous year.



Vaccination waivers among Wisconsin students

Figure 5: In 2024–25, **6.7%** of students had a **waiver for one or more vaccinations** and **5.8%** had a **personal conviction waiver**. The percentage of students with **medical** and **religious** waivers has remained relatively constant.⁴

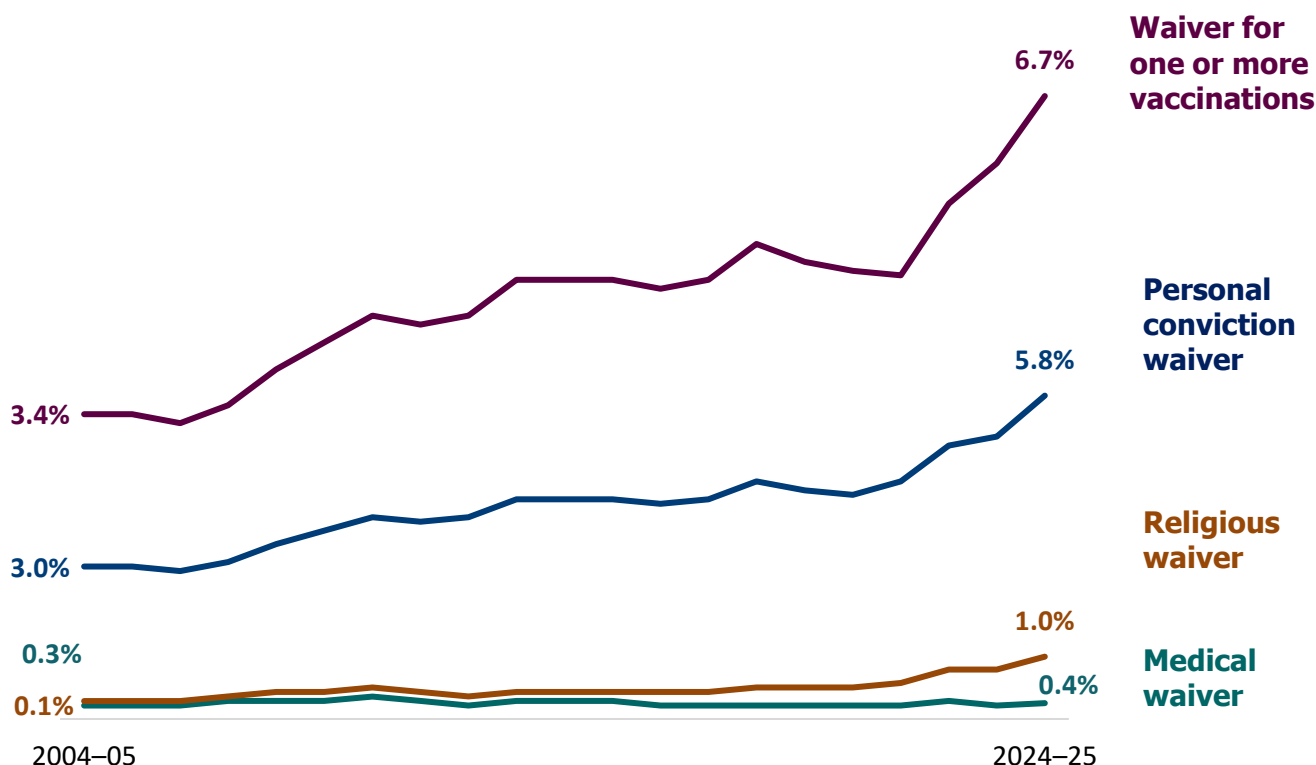
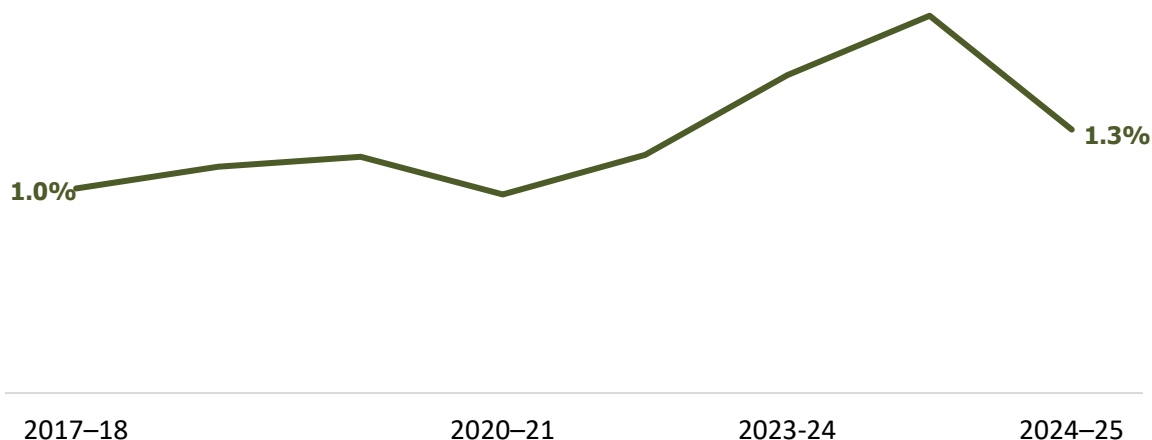


Figure 6: Data for students **waiving all vaccines** has been collected since 2017–18. In 2024–25, this percentage decreased to **1.3%** from **1.9%** the previous school year.



**Waiver categories depicted above may not be mutually exclusive.*

Vaccination waivers among Wisconsin students

Figure 7: When excluding grades 7–12, there was little change in the students with a **health waiver**, a **religious waiver**, or **waiving all** immunizations.

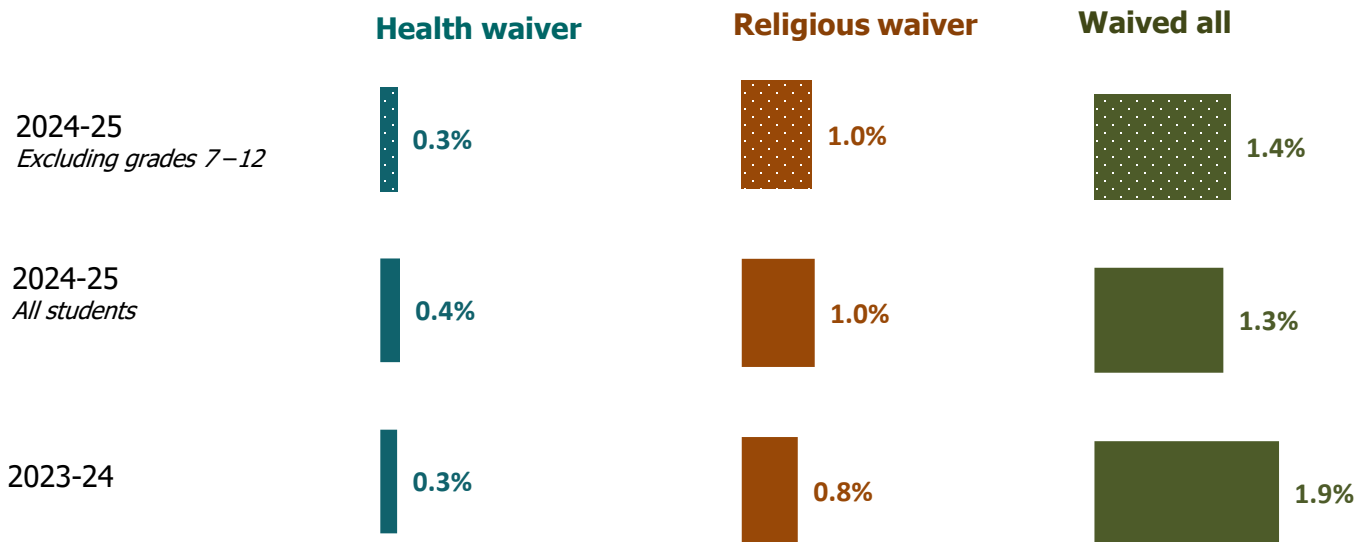
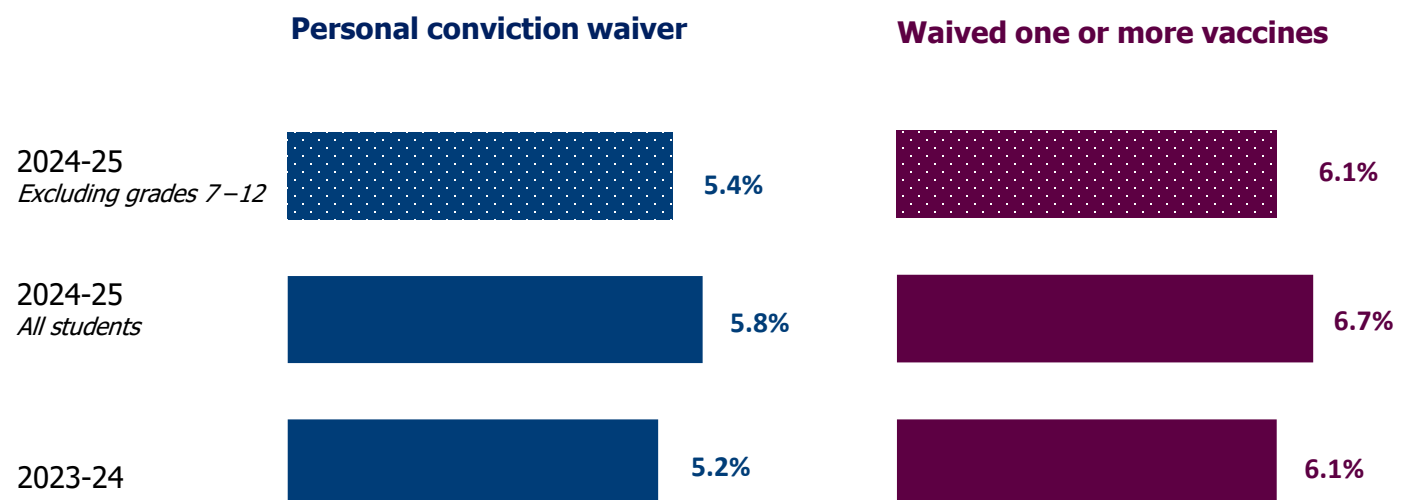


Figure 8: When excluding grades 7–12, the trends in students had a **personal conviction waiver** or a **waiver for one or more vaccines** were comparable to the trends observed in 2023–24.



Technical Notes and Resources

1. Excluding grades 7–12 from the sample provided a comparison group of students that were not subject to the updated MenACWY requirement.
2. Students are categorized as meets minimum requirements if they have a record containing the dates (month/day/year) of immunizations for every dose of vaccine required for their grade level.
3. Definitions of in process, behind schedule, and no record are available on the [school immunization assessment form](#).
4. In Wisconsin, parents may waive their student's required immunizations for health, religious, and personal conviction reasons. Although children with waived vaccines are compliant with the law, this does not mean that they are protected against disease. Vaccination is still highly recommended for children's safety and health. More information and resources are available [on the DHS website](#).

For more information about the school immunization assessment or the school requirements in Wisconsin, please visit the [Immunization Requirements](#) webpage.

Additional school immunization data available:

- Statewide Immunization Assessment Results:
 - [School Immunization Assessment Summary Report, 2025, P-01894 \(PDF\)](#)
 - [Statewide Student Immunization Compliance Results, 1999-2025, P-02204A \(PDF\)](#)
- Annual Immunization Assessment Data, 2018-Present:
 - Annual Immunization Assessment Data [By School \(P-01892\)*](#)
 - Annual Immunization Assessment Data [By Public School District \(P-01892A\)*](#)
 - Annual Immunization Assessment Data [By County \(P-01892B\)*](#)
- Annual Immunization Compliance Results, 2025:
 - Annual [Public School District Immunization Compliance, P-02388A \(PDF\)**](#)
 - Annual [Private School Immunization Compliance, P-02388 \(PDF\)**](#)

*P-01892, P-01892A and P-01892B report the percent of students in each category by the dimension listed. These data should not be used to determine school or district compliance.

**P-02388 and P-02388A reports the percent of students, by public school district and private school, that were compliant with the student immunization law. There are three compliant categories- meets minimum requirements, in process, and having a waiver.

