

Sexually Transmitted Disease in Wisconsin 2011



Wisconsin sexually transmitted disease surveillance report, 2011

Milwaukee 15-19 years of age

	Chlamydia*			Gonorrhea*			Syphilis*			Total*		
	Cases	Percent	Rate**	Cases	Percent	Rate**	Cases	Percent	Rate**	Cases	Percent	Rate**
Total												
Total	3,906	100.0%	5,731	1,131	100.0%	1,659	13	100.0%	19	5,050	100.0%	7,409
Sex												
Male	896	22.9%	2,586	358	31.7%	1,033	10	76.9%	29	1,264	25.0%	3,648
Female	3,010	77.1%	8,982	773	68.3%	2,307	3	23.1%	9	3,786	75.0%	11,298
Unknown	0	0.0%	-	0	0.0%	-	0	0.0%	-	0	0.0%	-
Race												
White	273	7.0%	695	32	2.8%	82	1	7.7%	3	306	6.1%	780
African American	2,249	57.6%	8,872	759	67.1%	2,994	12	92.3%	47	3,020	59.8%	11,914
American Indian	6	0.2%	749	1	0.1%	125	0	0.0%	0	7	0.1%	874
Asian/Pacific Islander	20	0.5%	726	2	0.2%	73	0	0.0%	0	22	0.4%	799
Other	73	1.9%	-	13	1.1%	-	0	0.0%	-	86	1.7%	-
Unknown	1,285	32.9%	-	324	28.6%	-	0	0.0%	-	1,609	31.9%	-
Hispanic ethnicity												
Hispanic	182	4.7%	1,811	26	2.3%	259	0	0.0%	0	208	4.1%	2,069
Not Hispanic	1,919	49.1%	3,303	626	55.3%	1,077	13	100.0%	22	2,558	50.7%	4,402
Unknown	1,805	46.2%	-	479	42.4%	-	0	0.0%	-	2,284	45.2%	-
Age												
0-4	0	0.0%	-	0	0.0%	-	0	0.0%	-	0	0.0%	-
5-9	0	0.0%	-	0	0.0%	-	0	0.0%	-	0	0.0%	-
10-14	0	0.0%	-	0	0.0%	-	0	0.0%	-	0	0.0%	-
15-19	3,906	100.0%	5,731	1,131	100.0%	1,659	13	100.0%	19	5,050	100.0%	7,409
20-24	0	0.0%	-	0	0.0%	-	0	0.0%	-	0	0.0%	-
25-29	0	0.0%	-	0	0.0%	-	0	0.0%	-	0	0.0%	-
30-34	0	0.0%	-	0	0.0%	-	0	0.0%	-	0	0.0%	-
35-39	0	0.0%	-	0	0.0%	-	0	0.0%	-	0	0.0%	-
40-44	0	0.0%	-	0	0.0%	-	0	0.0%	-	0	0.0%	-
45-49	0	0.0%	-	0	0.0%	-	0	0.0%	-	0	0.0%	-
50+	0	0.0%	-	0	0.0%	-	0	0.0%	-	0	0.0%	-
Unknown	0	0.0%	-	0	0.0%	-	0	0.0%	-	0	0.0%	-
Region of residence												
Northeastern	0	0.0%	-	0	0.0%	-	0	0.0%	-	0	0.0%	-
Northern	0	0.0%	-	0	0.0%	-	0	0.0%	-	0	0.0%	-
Southeastern	3,906	100.0%	5,731	1,131	100.0%	1,659	13	100.0%	19	5,050	100.0%	7,409
Southern	0	0.0%	-	0	0.0%	-	0	0.0%	-	0	0.0%	-
Western	0	0.0%	-	0	0.0%	-	0	0.0%	-	0	0.0%	-
Unknown	0	0.0%	-	0	0.0%	-	0	0.0%	-	0	0.0%	-

* Demographic breakdown not available for diseases with less than 5 cases reported.

** Cases per 100,000 population

Wisconsin sexually transmitted disease surveillance report, 2011
Reported cases within City of Milwaukee zip codes by zip code**
Milwaukee 15-19 years of age

Zip code	Population	Chlamydia			Gonorrhea			Syphilis			Total		
		Cases	Percent	Rate*	Cases	Percent	Rate*	Cases	Percent	Rate*	Cases	Percent	Rate*
53206	3,163	454	11.6%	14,353	158	14.0%	4,995	2	15.4%	63	614	12.2%	19,412
53210	2,731	361	9.2%	13,219	108	9.5%	3,955	1	7.7%	37	470	9.3%	17,210
53218	3,363	413	10.6%	12,281	124	11.0%	3,687	1	7.7%	30	538	10.7%	15,998
53205	1,044	123	3.1%	11,782	42	3.7%	4,023	0	0.0%	0	165	3.3%	15,805
53212	2,404	272	7.0%	11,314	99	8.8%	4,118	2	15.4%	83	373	7.4%	15,516
53216	2,786	310	7.9%	11,127	108	9.5%	3,877	2	15.4%	72	420	8.3%	15,075
53225	1,674	171	4.4%	10,215	45	4.0%	2,688	1	7.7%	60	217	4.3%	12,963
53209	3,745	352	9.0%	9,399	123	10.9%	3,284	1	7.7%	27	476	9.4%	12,710
53208	3,105	264	6.8%	8,502	68	6.0%	2,190	1	7.7%	32	333	6.6%	10,725
53223	1,793	139	3.6%	7,752	39	3.4%	2,175	1	7.7%	56	179	3.5%	9,983
53224	1,489	106	2.7%	7,119	40	3.5%	2,686	0	0.0%	0	146	2.9%	9,805
53204	4,039	195	5.0%	4,828	41	3.6%	1,015	0	0.0%	0	236	4.7%	5,843
53215	4,477	196	5.0%	4,378	40	3.5%	893	0	0.0%	0	236	4.7%	5,271
53222	1,186	46	1.2%	3,879	9	0.8%	759	0	0.0%	0	55	1.1%	4,637
53233	3,085	80	2.0%	2,593	32	2.8%	1,037	0	0.0%	0	112	2.2%	3,630
53220	1,316	30	0.8%	2,280	1	0.1%	76	0	0.0%	0	31	0.6%	2,356
53221	1,961	40	1.0%	2,040	5	0.4%	255	1	7.7%	51	46	0.9%	2,346
53214	2,264	46	1.2%	2,032	7	0.6%	309	0	0.0%	0	53	1.0%	2,341
53227	1,330	25	0.6%	1,880	5	0.4%	376	0	0.0%	0	30	0.6%	2,256
53207	1,972	33	0.8%	1,673	7	0.6%	355	0	0.0%	0	40	0.8%	2,028
53219	1,736	32	0.8%	1,843	3	0.3%	173	0	0.0%	0	35	0.7%	2,016
53213	1,511	19	0.5%	1,257	4	0.4%	265	0	0.0%	0	23	0.5%	1,522
53211	3,085	40	1.0%	1,297	4	0.4%	130	0	0.0%	0	44	0.9%	1,426
53202	905	11	0.3%	1,215	1	0.1%	110	0	0.0%	0	12	0.2%	1,326
53217	1,895	20	0.5%	1,055	4	0.4%	211	0	0.0%	0	24	0.5%	1,266
53226	1,090	10	0.3%	917	3	0.3%	275	0	0.0%	0	13	0.3%	1,193
53235	540	5	0.1%	926	0	0.0%	0	0	0.0%	0	5	0.1%	926
53228	832	7	0.2%	841	0	0.0%	0	0	0.0%	0	7	0.1%	841

* Cases per 100,000 population, based on 2000 US Census Data.

** Zip codes with at least 100 population for the specified group.

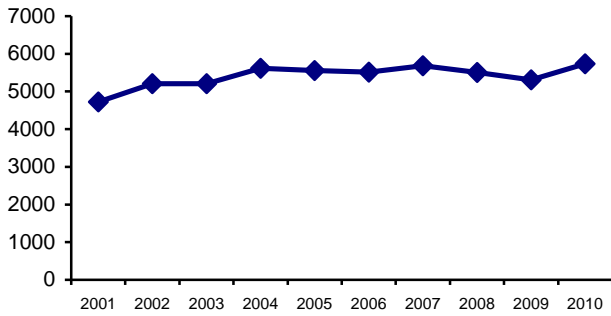
Wisconsin sexually transmitted disease surveillance report, 2011

Reported cases by year of diagnosis, past ten years

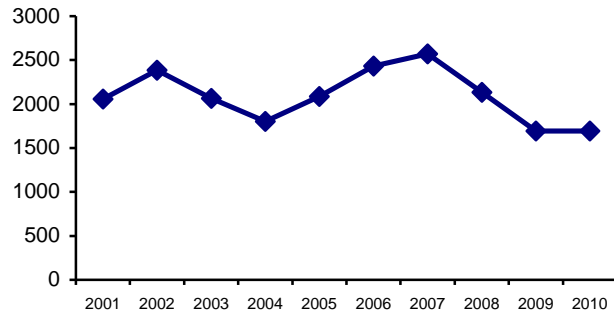
Milwaukee 15-19 years of age

Year	Chlamydia		Gonorrhea		Syphilis		Total	
	Cases	Rate*	Cases	Rate*	Cases	Rate*	Cases	Rate*
2002	3,529	5,208	1,615	2,383	0	0	5,144	7,591
2003	3,523	5,206	1,396	2,063	5	7	4,924	7,276
2004	3,814	5,615	1,225	1,804	7	10	5,046	7,429
2005	3,791	5,554	1,425	2,088	1	1	5,217	7,644
2006	3,779	5,517	1,665	2,431	5	7	5,449	7,955
2007	3,893	5,679	1,761	2,569	10	15	5,664	8,263
2008	3,775	5,509	1,462	2,133	6	9	5,243	7,651
2009	3,619	5,310	1,153	1,692	10	15	4,782	7,016
2010	3,910	5,737	1,155	1,695	11	16	5,076	7,448

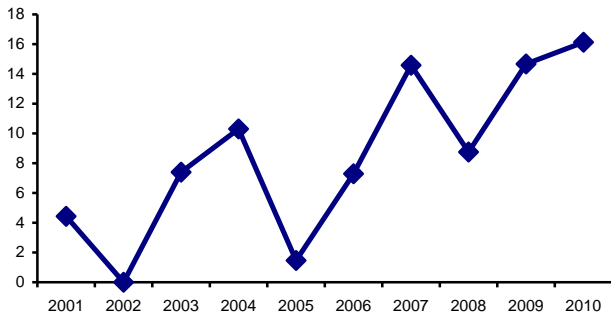
Chlamydia rate*



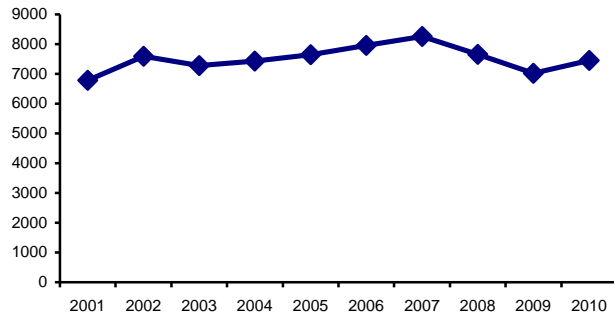
Gonorrhea rate*



Syphilis rate*



Total rate*



* Cases per 100,000 population.

Wisconsin sexually transmitted disease surveillance report, 2011
Unadjusted* and imputed cases per 100,000 population by race**
Milwaukee 15-19 years of age

	White		African American		American Indian		Asian/Pacific Islander	
	Unadjusted*	Imputed**	Unadjusted*	Imputed**	Unadjusted*	Imputed**	Unadjusted*	Imputed**
Chlamydia	695	1,193	8,872	13,417	749	1,098	726	1,024
Gonorrhea	82	155	2,994	4,191	125	198	73	226
Syphilis	3	3	47	47	0	0	0	0
Total	780	1,350	11,914	17,655	874	1,295	799	1,250

* The unadjusted rate is the number reported cases with specified race per 100,000 population. Because some cases are reported without specified race, the unadjusted rate under-estimates actual morbidity and thus should be regarded as a minimum estimate.

** The imputed rate takes into consideration cases reported without race specified. To calculate the imputed rate reported cases with unspecified race were statistically allocated using the age-sex-county-specific race distribution for cases with specified race. Thus, imputed rates specified in this table are estimates.

Technical notes

1. These reports are compiled by the Wisconsin STD Program and are based on STD case surveillance data collected by the Wisconsin Division of Public Health (DPH). In Wisconsin, state statutes require health care providers to report cases of chlamydia, gonorrhea, syphilis, chancroid, and pelvic inflammatory disease to local health departments. Local health departments in turn forward reports to the DPH.
2. These reports include cases diagnosed within the specified period. Additional cases diagnosed within the specified period may continue to be reported. Thus, this report should be considered provisional, and this report supercedes all previous reports.
3. Reporting of STDs cases is incomplete. Reporting rates may vary by disease, geographic region, and demographic groups. At any time, reported STD cases represent only part of the total number of diagnosed cases, therefore STD surveillance data likely underestimate total STD morbidity.
4. In these reports, rates presented are cases per 100,000 population. Rates are not calculated for categories with small numbers of cases. See each report for the rate calculation threshold.
5. Typically a significant number of STD cases are reported with unspecified race. When noted, imputed race-specific rates have been calculated. To calculate the imputed rate, reported cases with unspecified race were statistically allocated using the county-specific race distribution among cases with specified race. Thus, imputed rates specified in this table are estimates and should be used only for comparison.
6. In these reports, cases are allocated to the county of residence at the time of diagnosis. Cases diagnosed among inmates of correctional facilities are allocated to the county of the facility.

For more information contact:

Wisconsin STD Program
1 West Wilson Street
PO Box 2659
Madison, WI53701-2659
Telephone: (608) 266-8479