



WISCONSIN DEPARTMENT
of **HEALTH SERVICES**

EMResource 101

Katherine Johnson
Hospital and Health Care Systems Coordinator
Office of Preparedness and
Emergency Health Care

Juvenile Solutions

- [EMResource](#): Real-time communication
- [EMTrack](#): Patient tracking and family reunification
- [eICS](#): Secure incident management tool
- [WebEOC](#): Submit resource requests
- [WEAVR](#): Volunteer registration system





Note: Users can easily toggle between solutions with one unique login for EMResource, EMTrack, and eICS.




What is EMResource?

- Inform response activities during disaster incidents
- Post and receive alerts regarding mass casualty incidents (MCIs), bed counts, and other time-sensitive communications to health care partners
- Collect COVID-19 data
- Maintain situational awareness
- Inform after action reports
- Facilitate exercise drills






























































Views

 MENU
  JUVARE
 EMResource
 


 Wisconsin
  View
  Default View (my default)

Default View

	Region 1 NW HERC	ED Status	CT Capabilities	STEMI (Cath Lab) Capabilities	Stroke Capabilities
	Advent Health Durand - Chippewa Valley      ...	Limited Divert	Available	None	None
	Amery Hospital and Clinic       	Open	Available	None	None
	Burnett Medical Center       	Open	Available	None	Available
	Cumberland Healthcare       	Open	Available	None	Available
	Hayward Area Memorial Hospital       	Open	Available	None	Available
	Hudson Hospital & Clinics       	Open	Available	None	None
	Indianhead Medical Center Shell Lake       ...	Open	Available	Not available	Available
	Marshfield Med Ctr-Rice Lake/Lakeview      ...	Open	Available	None	Available

Events

The screenshot displays a user interface for managing events. At the top, there is a navigation bar with three buttons: 'Wisconsin' (with a home icon), 'Event' (with a dropdown arrow), and 'Event List' (with a dropdown arrow). Below this, there are five event cards arranged in two rows. The first row contains two cards: a yellow card for 'Drill: Resource Request for Training Hospital' (with a plus icon) and an orange card for 'Drill: MCI on 190 near HWY 51' (with a fire icon). The second row contains three cards: a green card for 'Drill: Bed Count - MCI on I90 near HWY 51' (with a hospital icon), a purple card for 'Drill: CT Scanner Down @ Training Hospital' (with a document icon), and a grey card for 'HHS: COVID Hospital Capacity' (with a hospital icon). On the right side of the interface, there is a red button labeled 'EVENTS' with an upward-pointing arrow.

Event types include:

- Mass Casualty Incident (MCI)
- Bed count
- General announcement
- Resource request

Events

The screenshot shows a software interface for managing events. At the top, there are navigation buttons: a home icon labeled 'Wisconsin', a dropdown arrow labeled 'Event', and another dropdown arrow labeled 'Event List'. Below this is a horizontal banner with five colored segments, each representing an event:

- Yellow segment:** Contains a plus sign icon and the text 'Drill: Resource Request for Training Hospital'.
- Orange segment:** Contains a fire icon and the text 'Drill: MCI on 190 near HWY 51'.
- Green segment:** Contains a hospital icon and the text 'Drill: Bed Count - MCI on I90 near HWY 51'.
- Purple segment:** Contains a document icon and the text 'Drill: CT Scanner Down @ Training Hospital'.
- Grey segment:** Contains a hospital icon and the text 'HHS: COVID Hospital Capacity'.

On the right side of the banner, there is a red button with an upward arrow and the text 'EVENTS'.

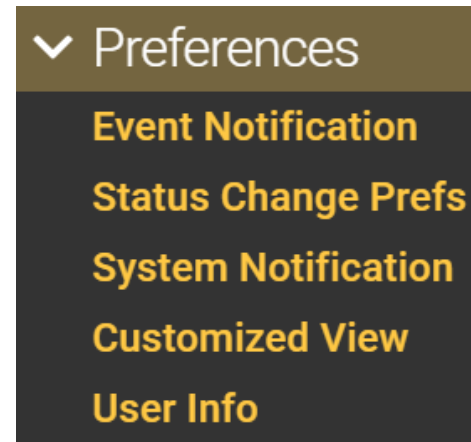
Events should:

- Be populated in the top banner for situational awareness
- Include the physical location of the event, or the facility involved
- Contain contact information
- Be updated as the incident evolves
- End in a timely manner

Notifications

Configure “Preferences” section found in the main “Menu.”

- Select which events, status changes, or system notifications should trigger an alert.
- Create a customized view.
- Update contact information under “User Info,” and select how notifications should be received (phone call, e-mail, text message, pager, or web page).



Data Collected

State-requested data

- Organization and emergency preparedness information on the facility landing page
- Daily bed capacity, capability statuses, and census data on the regional Health Emergency Readiness Coalition ([HERC](#)) view. **Report daily at 0900 and as the value changes.**
- MCI triage, bed counts, general announcements, and resource requests on the event reporting page

Note: There is no state mandate requiring facilities to report in EMResource.

Data Collected

Federal requested metrics

- Overseen by U.S. Department of Health and Human Services (HHS)
- Found in events, facility landing page, and bulk load processes

Resources

- [DHS EMResource webpage](#)
 - Request access to the system
 - Note: [HERC](#) coordinators can grant access
 - Click “Training” for an online interactive training session
 - Click “Resources” to find printable quick reference guides
 - How to create an event
 - How to respond to an event
 - Create status change notifications
- [EMResource](#) quick reference guides
 - [Update User Info](#)
 - [Receive Event Notifications](#)
 - [About Views](#)
 - [Custom View](#)
 - [Status Change Preferences](#)
 - [Event Reports](#)
 - [Status Reports](#)