

---

## **Gap Case Report December 2022**

---

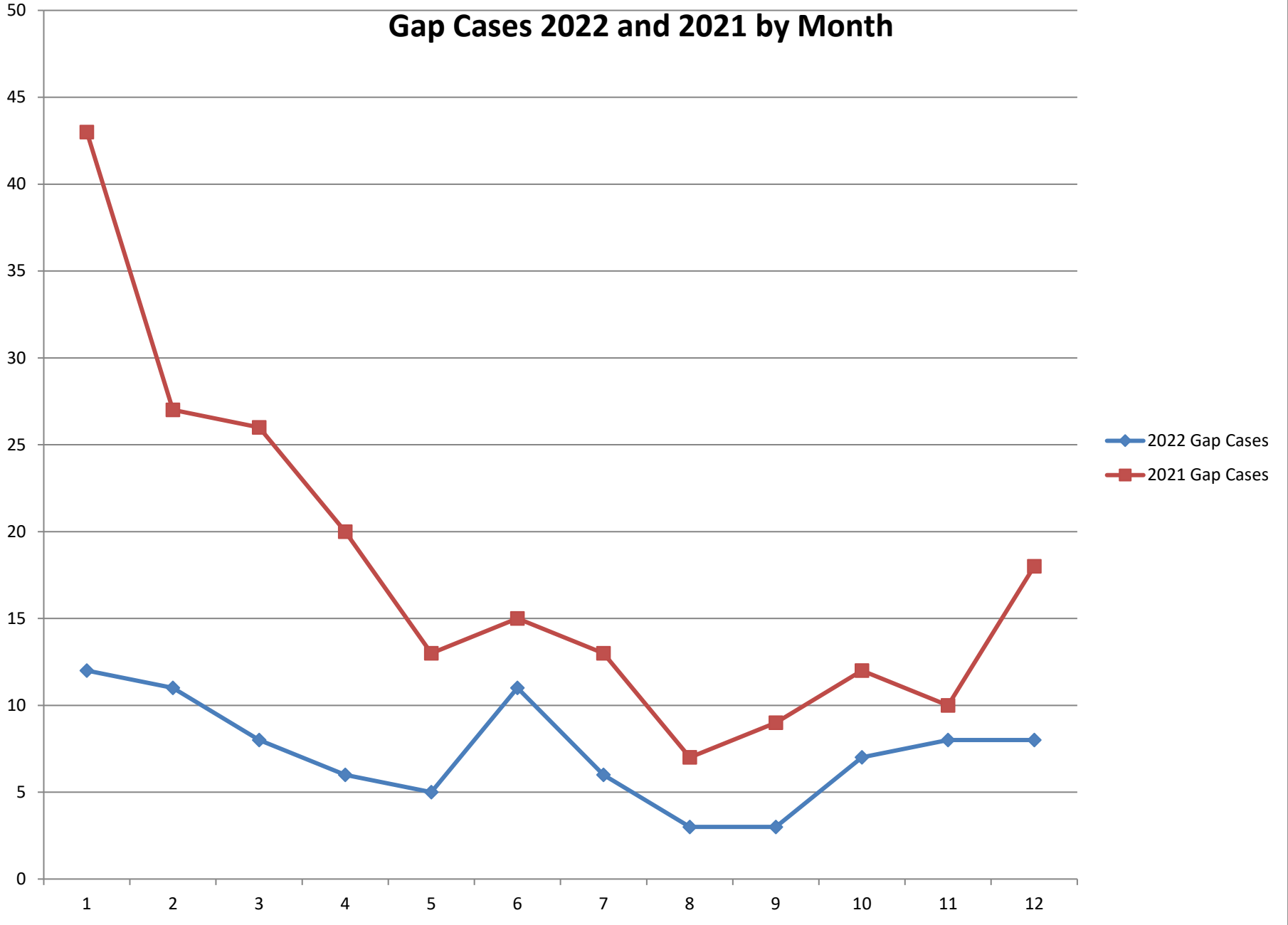
### Table of Contents

Two Year Gap Case Data .....	2
Two Year Gap Case Graph .....	3
Two Year Gap Accumulated Graph .....	4
Gap Case Data by Consortium .....	5
Gap Case Graph by Consortium.....	6
Gap Case Data by County .....	7

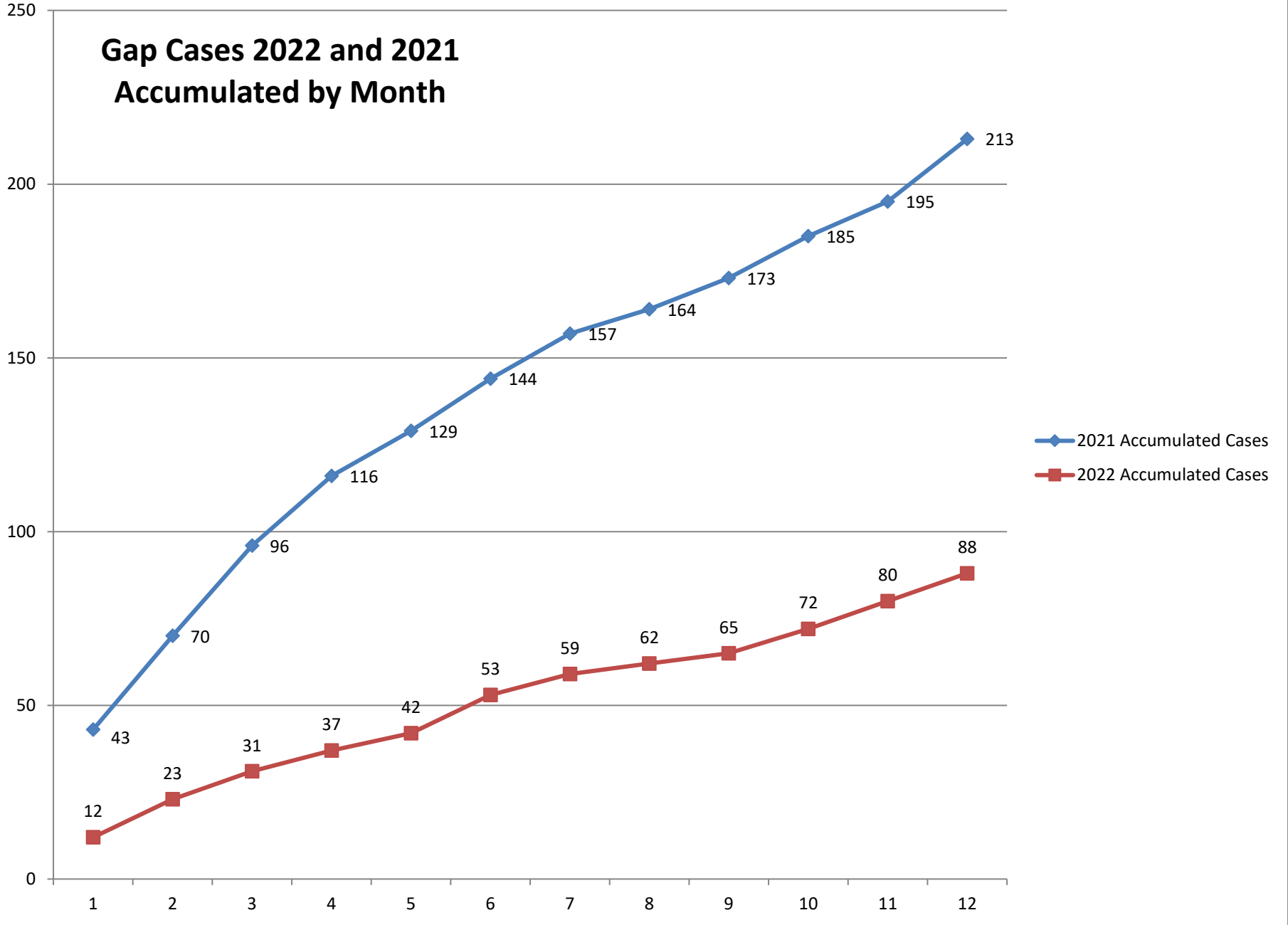
## Gap Eligible Cases December 2022

Month	2022 Gap Cases	2022 Accumulated Cases	2021 Gap Cases	2021 Accumulated Cases
January	12	12	43	43
February	11	23	27	70
March	8	31	26	96
April	6	37	20	116
May	5	42	13	129
June	11	53	15	144
July	6	59	13	157
August	3	62	7	164
September	3	65	9	173
October	7	72	12	185
November	8	80	10	195
December	8	88	18	213

### Gap Cases 2022 and 2021 by Month

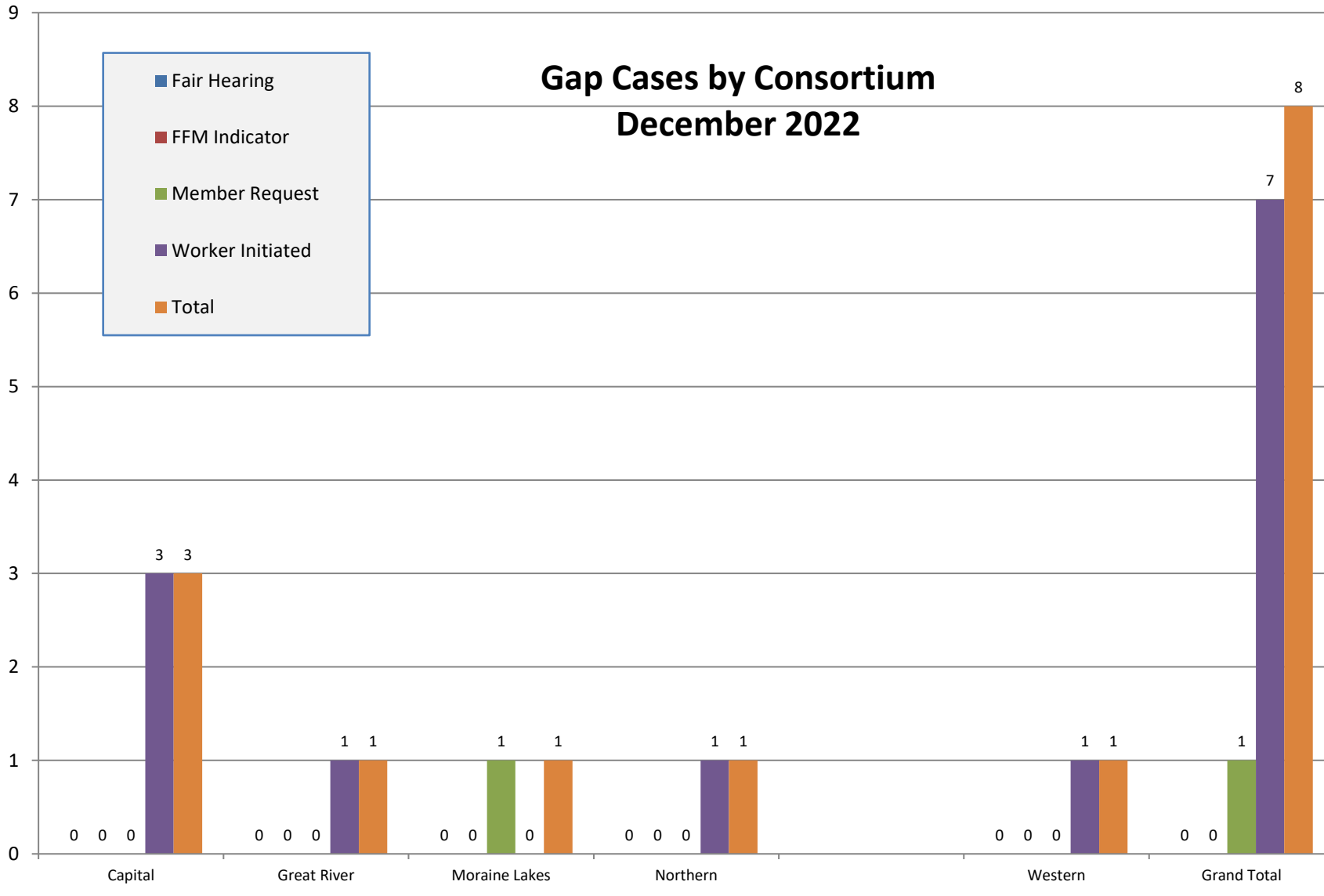


# Gap Cases 2022 and 2021 Accumulated by Month



<b>Gap Cases by Consortium for December 2022</b>					
	<b>Fair Hearing</b>	<b>FFM Indicator</b>	<b>Member Request</b>	<b>Worker Initiated</b>	<b>Total</b>
Bay Lake	0	0	0	1	1
Capital	0	0	0	3	3
Great River	0	0	0	1	1
Moraine Lakes	0	0	1	0	1
Northern	0	0	0	1	1
Western	0	0	0	1	1
<b>Grand Total</b>	<b>0</b>	<b>0</b>	<b>1</b>	<b>7</b>	<b>8</b>

## Gap Cases by Consortium December 2022



<b>Gap Cases by County</b>		<b>December 2022</b>			
<b>County</b>	<b>Fair Hearing</b>	<b>FFM Indicator</b>	<b>Member Request</b>	<b>Worker Initiated</b>	<b>Total</b>
Brown	0	0	0	1	1
Clark	0	0	0	1	1
Dane	0	0	0	1	1
Dodge	0	0	0	1	1
Polk	0	0	0	1	1
Sheboygan	0	0	0	1	1
Walworth	0	0	1	0	1
Wood	0	0	0	1	1
<b>Total</b>	<b>0</b>	<b>0</b>	<b>1</b>	<b>7</b>	<b>8</b>