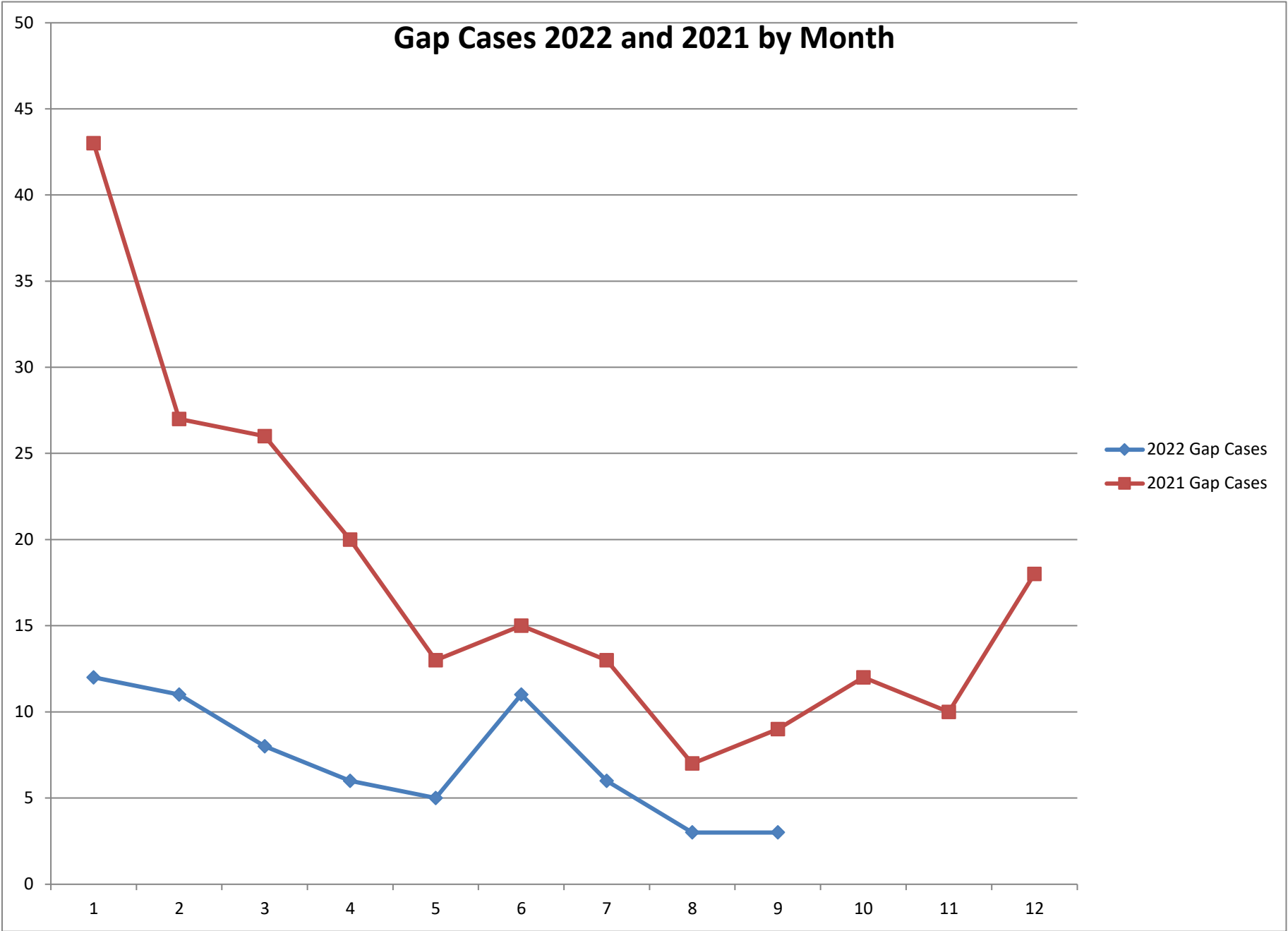

Gap Case Report September 2022

Table of Contents

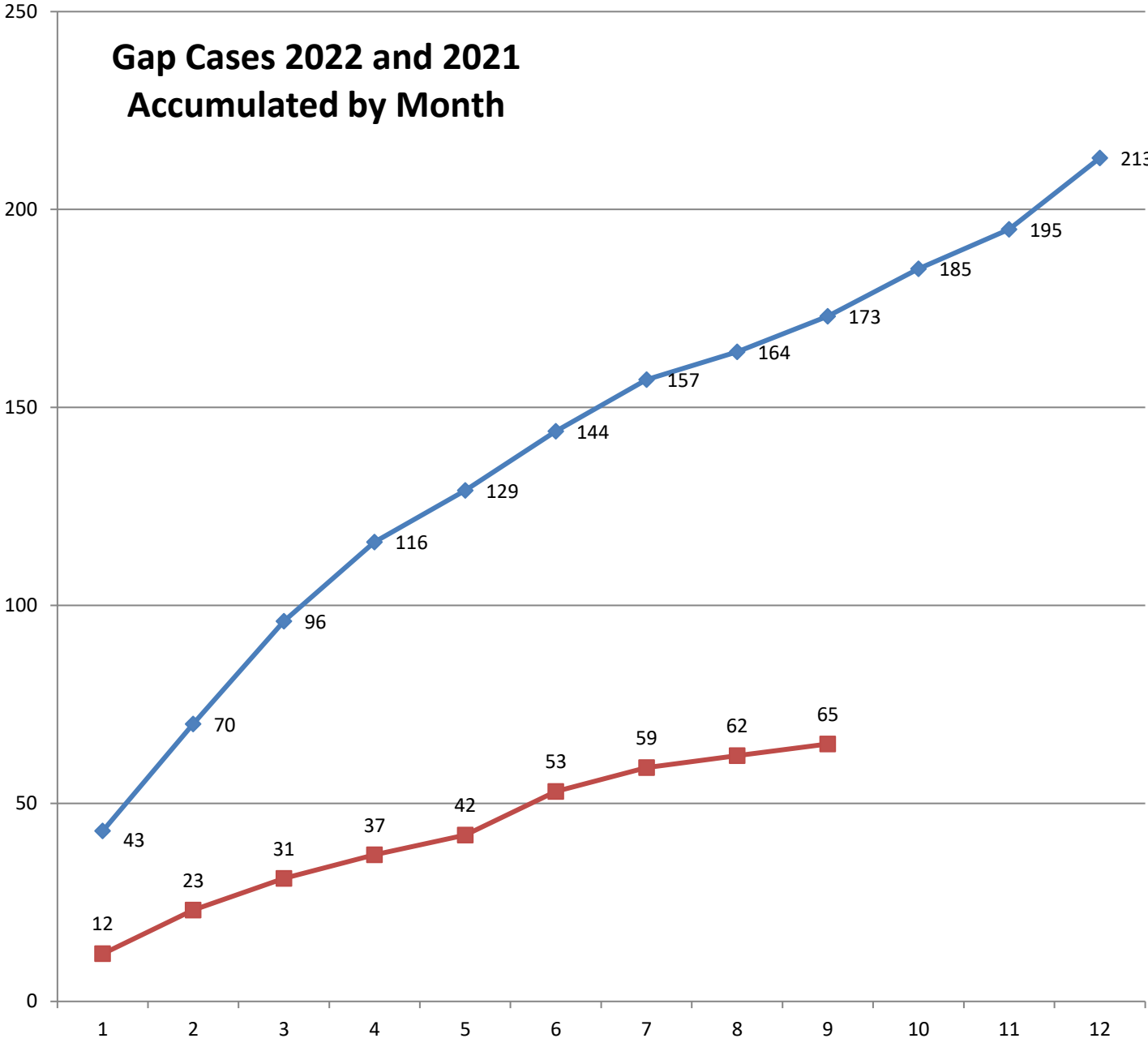
| | |
|--------------------------------------|---|
| Two Year Gap Case Data | 2 |
| Two Year Gap Case Graph | 3 |
| Two Year Gap Accumulated Graph | 4 |
| Gap Case Data by Consortium | 5 |
| Gap Case Graph by Consortium..... | 6 |
| Gap Case Data by County | 7 |

Gap Eligible Cases September 2022

| Month | 2022 Gap Cases | 2022 Accumulated Cases | 2021 Gap Cases | 2021 Accumulated Cases |
|-----------|----------------|------------------------|----------------|------------------------|
| January | 12 | 12 | 43 | 43 |
| February | 11 | 23 | 27 | 70 |
| March | 8 | 31 | 26 | 96 |
| April | 6 | 37 | 20 | 116 |
| May | 5 | 42 | 13 | 129 |
| June | 11 | 53 | 15 | 144 |
| July | 6 | 59 | 13 | 157 |
| August | 3 | 62 | 7 | 164 |
| September | 3 | 65 | 9 | 173 |
| October | | | 12 | 185 |
| November | | | 10 | 195 |
| December | | | 18 | 213 |

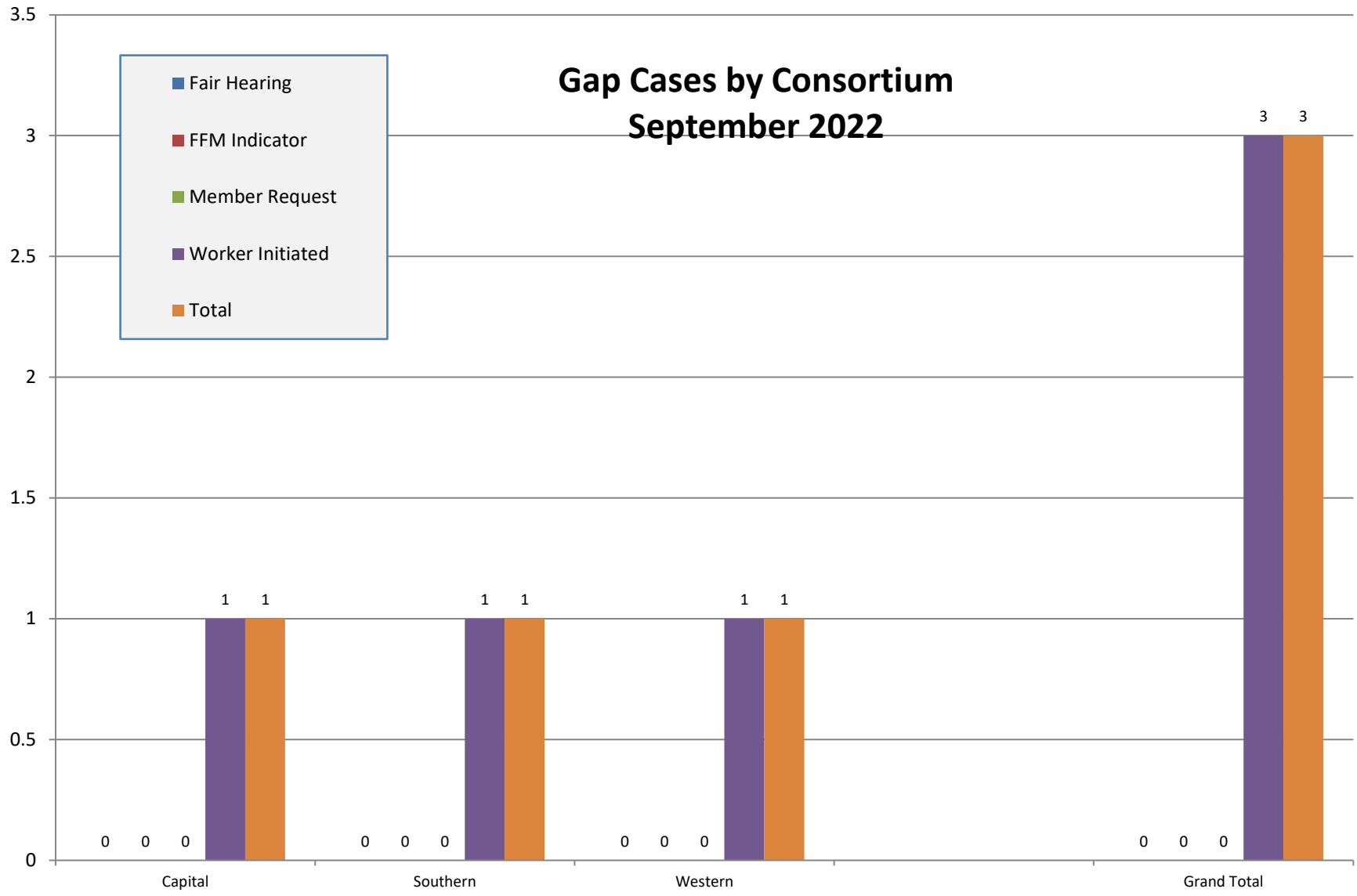


Gap Cases 2022 and 2021 Accumulated by Month



| Gap Cases by Consortium for Septmber 2022 | | | | | |
|--|---------------------|----------------------|-----------------------|-------------------------|--------------|
| | Fair Hearing | FFM Indicator | Member Request | Worker Initiated | Total |
| Capital | 0 | 0 | 0 | 1 | 1 |
| Southern | 0 | 0 | 0 | 1 | 1 |
| Western | 0 | 0 | 0 | 1 | 1 |
| Grand Total | 0 | 0 | 0 | 3 | 3 |

Gap Cases by Consortium September 2022



| Gap Cases by County | | | | | |
|----------------------------|---------------------|----------------------|-----------------------|-------------------------|--------------|
| September 2022 | | | | | |
| County | Fair Hearing | FFM Indicator | Member Request | Worker Initiated | Total |
| Crawford | 0 | 0 | 0 | 1 | 1 |
| Monroe | 0 | 0 | 0 | 1 | 1 |
| Sheboygan | 0 | 0 | 0 | 1 | 1 |
| Total | 0 | 0 | 0 | 3 | 3 |