

---

**Gap Case Report  
May 2020**

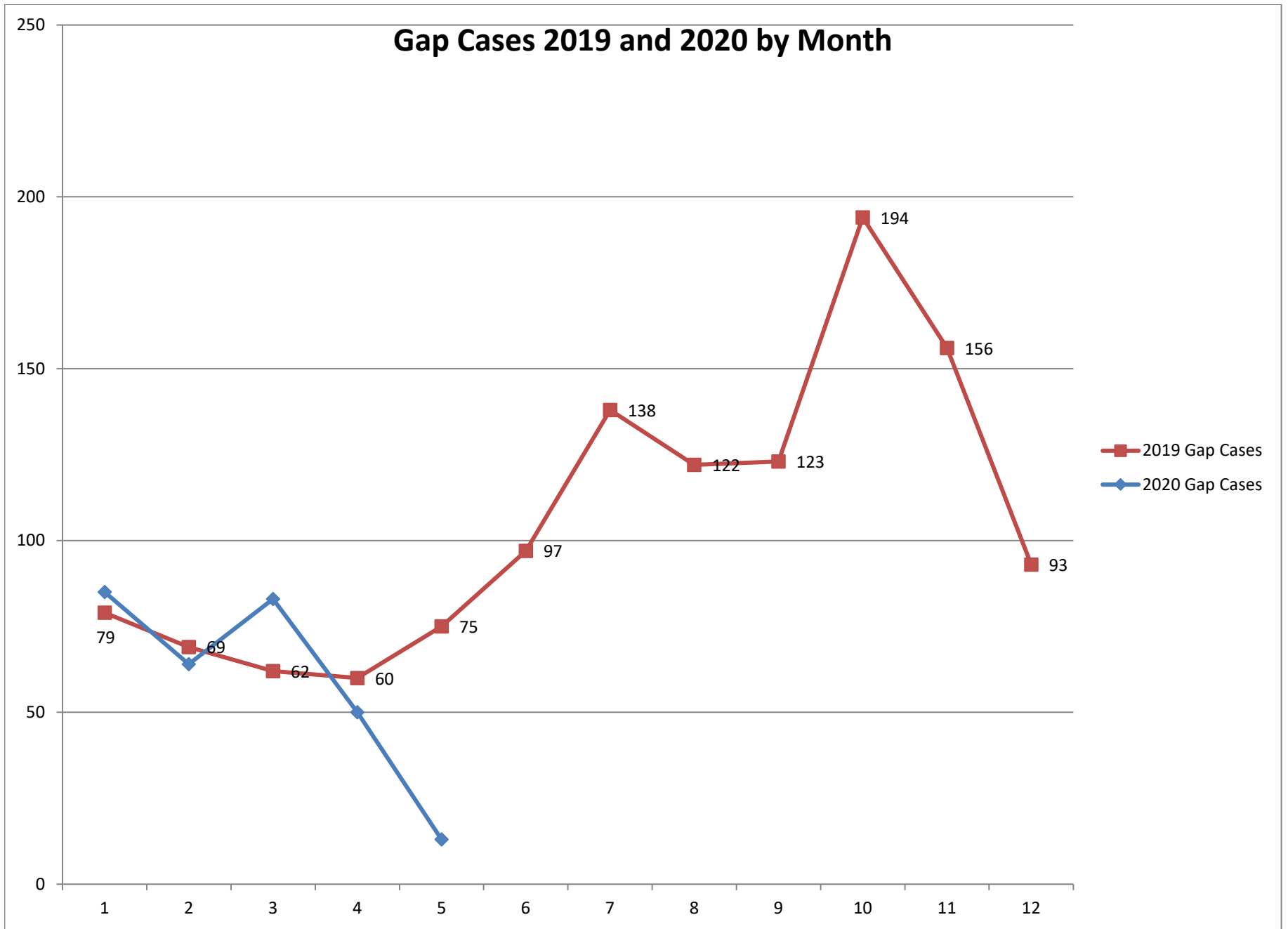
---

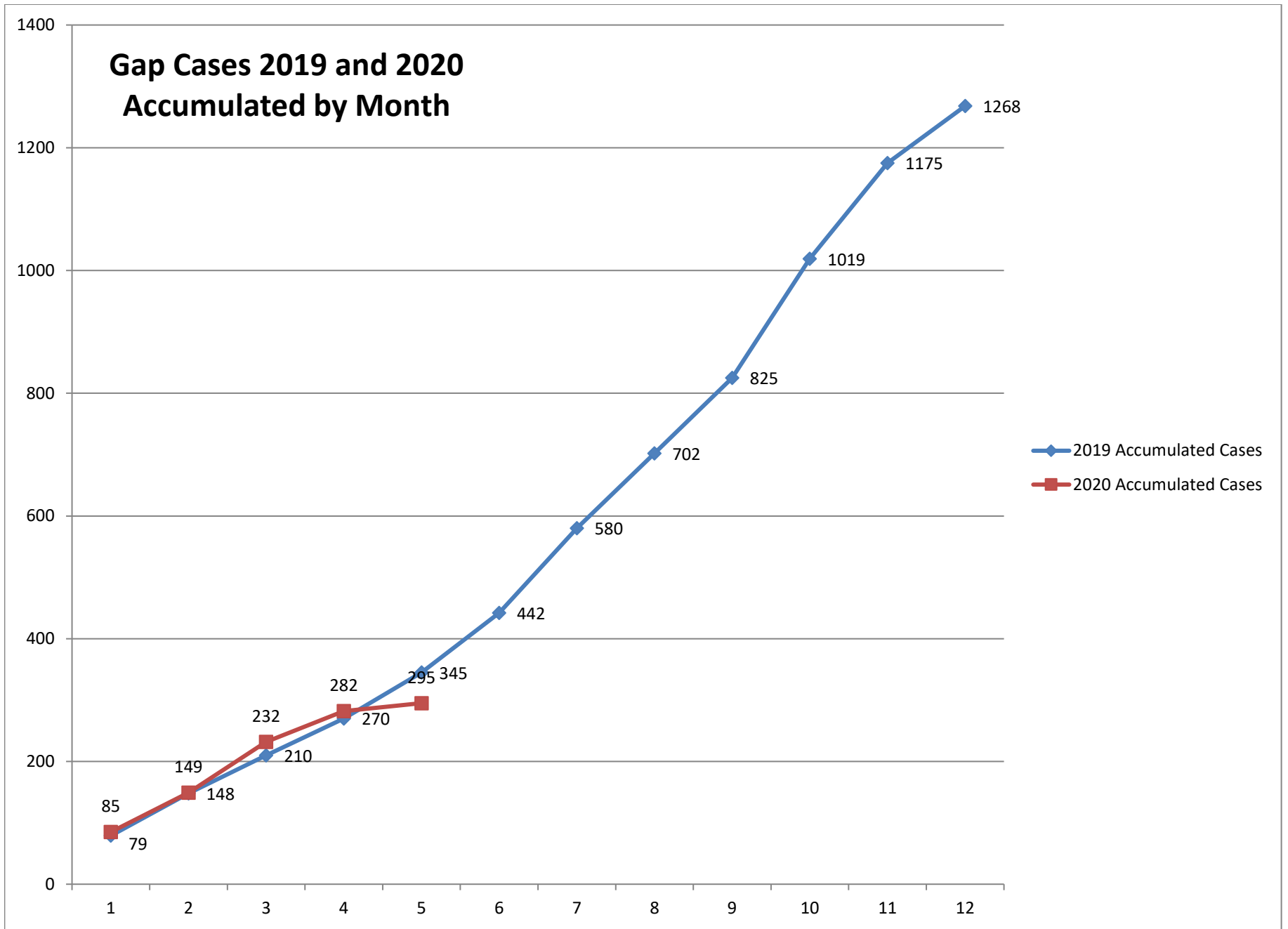
Table of Contents

Two Year Gap Case Data .....2  
Two Year Gap Case Graph .....3  
Two Year Gap Accumulated Graph .....4  
Gap Case Data by Consortium .....5  
Gap Case Graph by Consortium.....6  
Gap Case Data by County .....7

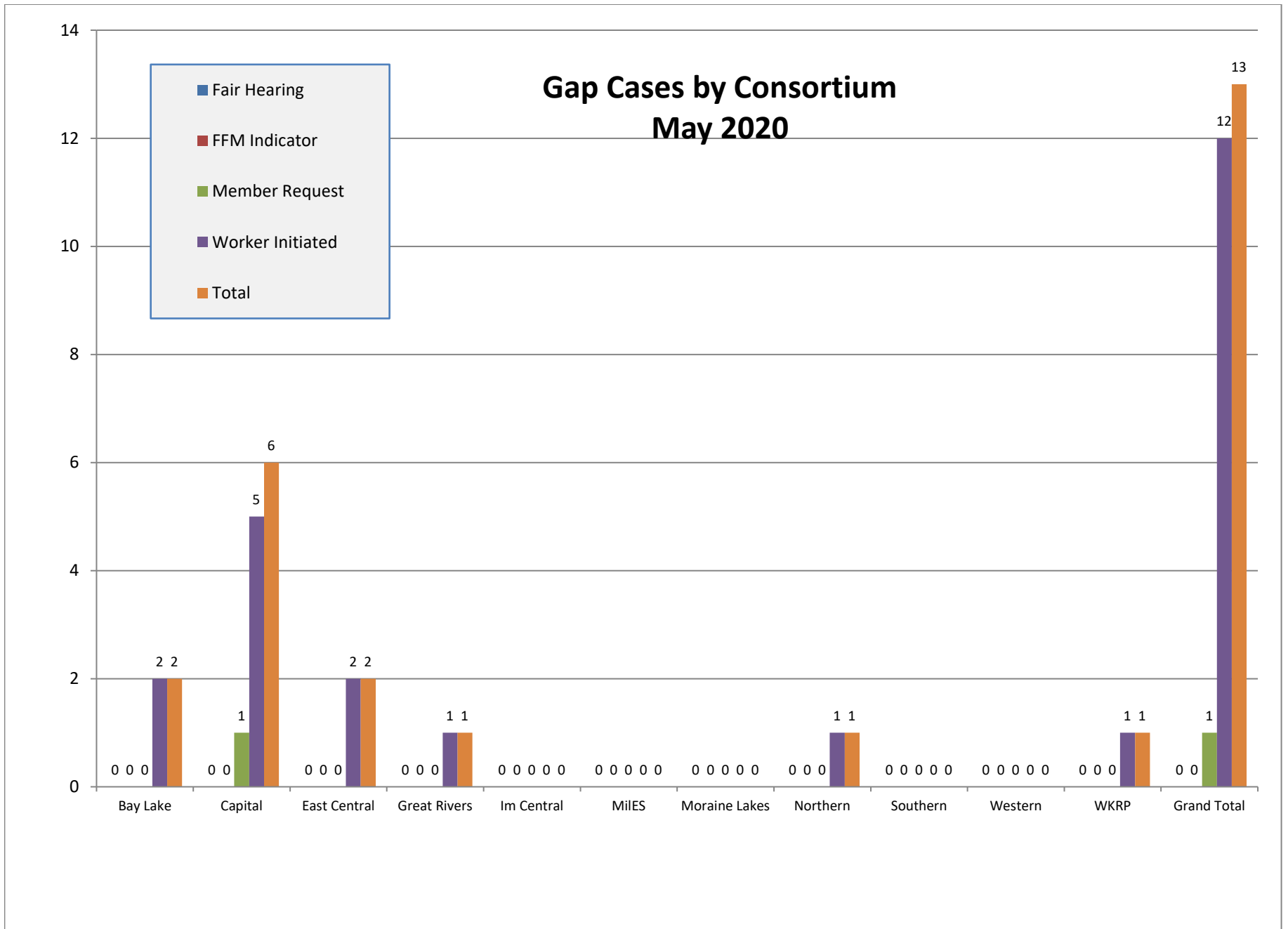
## Gap Eligible Cases May 2020

Month	2020 Gap Cases	2020 Accumulated Cases	2019 Gap Cases	2019 Accumulated Cases
January	85	85	79	79
February	64	149	69	148
March	83	232	62	210
April	50	282	60	270
May	13	295	75	345
June			97	442
July			138	580
August			122	702
September			123	825
October			194	1019
November			156	1175
December			93	1268





<b>Gap Cases by Consortium for May 2020</b>					
	<b>Fair Hearing</b>	<b>FFM Indicator</b>	<b>Member Request</b>	<b>Worker Initiated</b>	<b>Total</b>
Bay Lake	0	0	0	2	<b>2</b>
Capital	0	0	1	5	<b>6</b>
East Central	0	0	0	2	<b>2</b>
Great Rivers	0	0	0	1	<b>1</b>
Im Central	0	0	0	0	<b>0</b>
MilES	0	0	0	0	<b>0</b>
Moraine Lakes	0	0	0	0	<b>0</b>
Northern	0	0	0	1	<b>1</b>
Southern	0	0	0	0	<b>0</b>
Western	0	0	0	0	<b>0</b>
WKRP	0	0	0	1	<b>1</b>
<b>Grand Total</b>	<b>0</b>	<b>0</b>	<b>1</b>	<b>12</b>	<b>13</b>



<b>Gap Cases by County</b>		<b>May 2020</b>			
<b>County</b>	<b>Fair Hearing</b>	<b>FFM Indicator</b>	<b>Member Request</b>	<b>Worker Initiated</b>	<b>Total</b>
Brown	0	0	0	1	1
Burnett	0	0	0	1	1
Calumet	0	0	0	1	1
Columbia	0	0	0	2	2
Dane	0	0	1	0	1
Dodge	0	0	0	1	1
Manitowoc	0	0	0	1	1
Oconto	0	0	0	1	1
Racine	0	0	0	1	1
Sauk	0	0	0	1	1
Sawyer	0	0	0	1	1
Sheboygan	0	0	0	1	1
<b>Total</b>	<b>0</b>	<b>0</b>	<b>1</b>	<b>12</b>	<b>13</b>