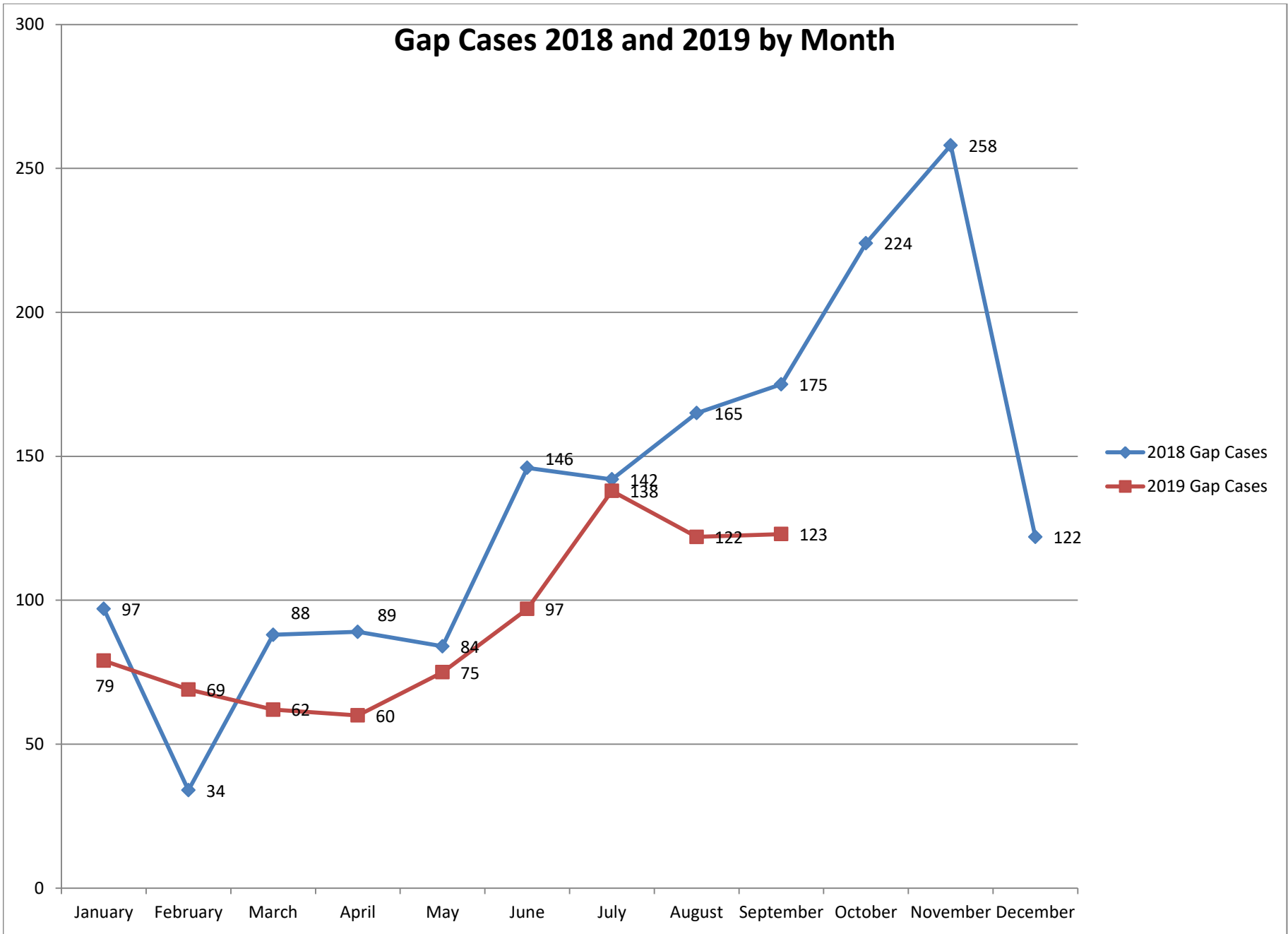

**Gap Case Report
September 2019**

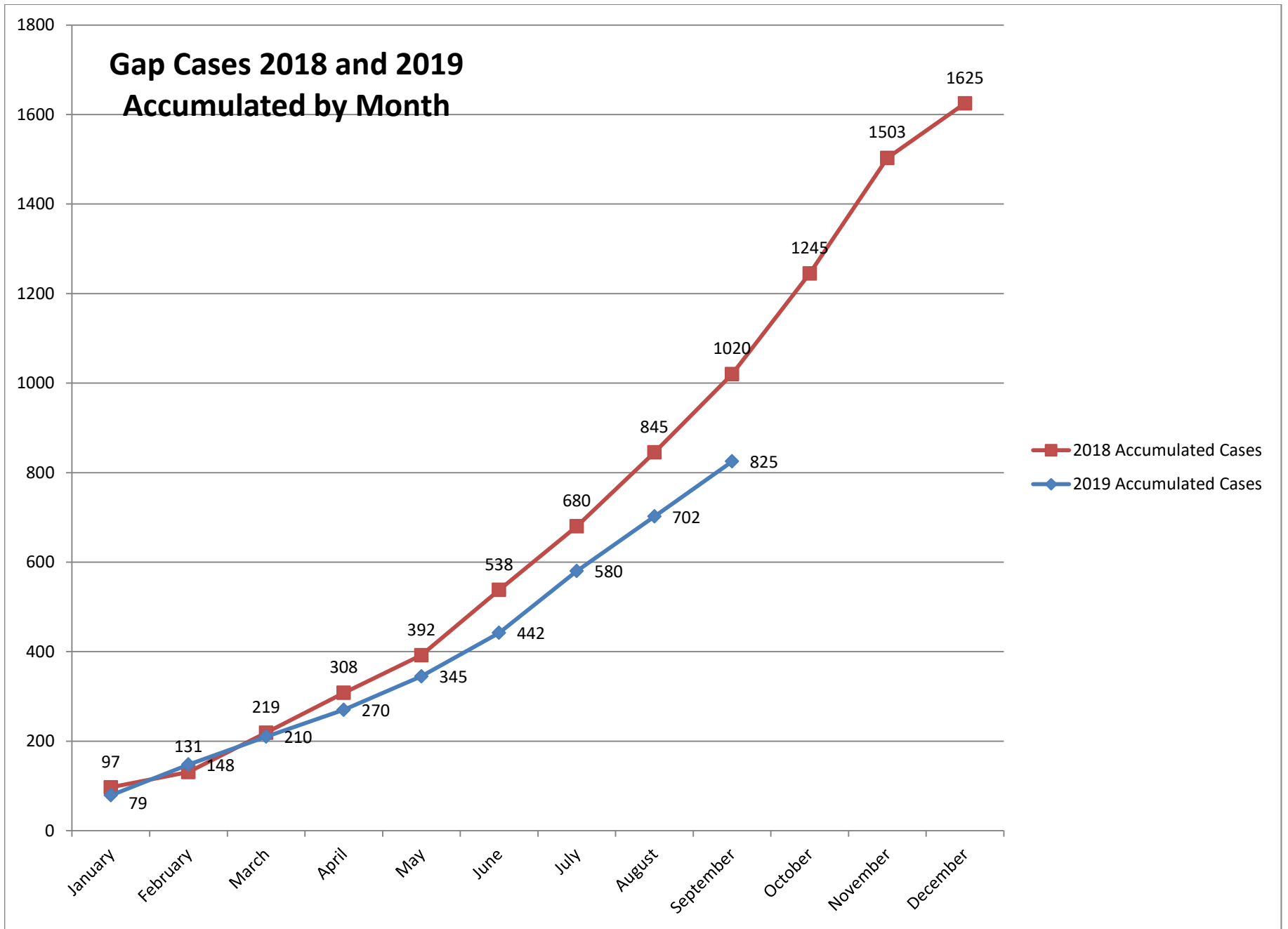
Table of Contents

Two Year Gap Case Data2
Two Year Gap Case Graph3
Two Year Gap Accumulated Graph4
Gap Case Data by Consortium5
Gap Case Graph by Consortium.....6
Gap Case Data by County7

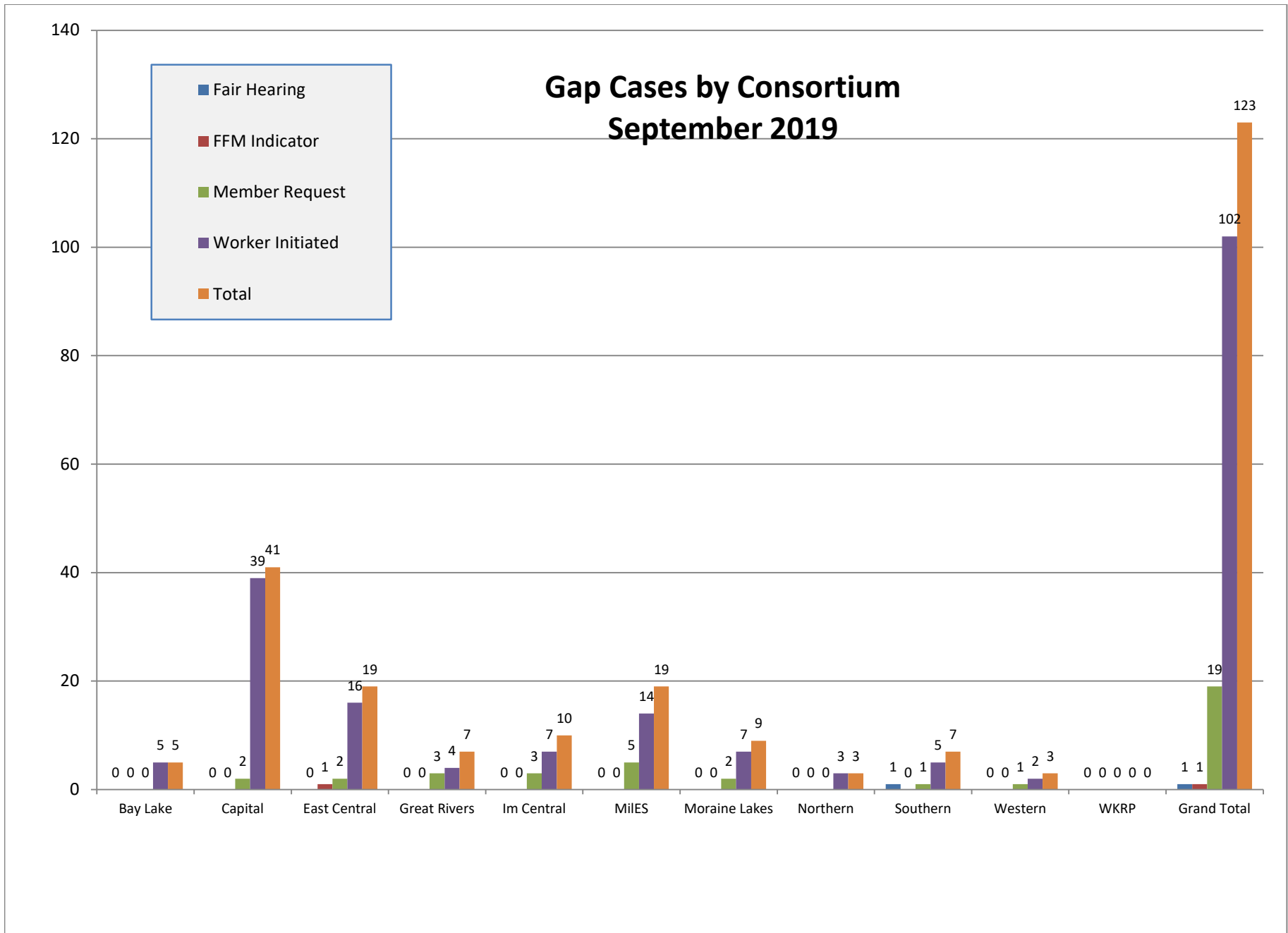
Gap Eligible Cases September 2019

| Month | 2018 Gap Cases | 2018 Accumulated Cases | 2019 Gap Cases | 2019 Accumulated Cases |
|-----------|----------------|------------------------|----------------|------------------------|
| January | 97 | 97 | 79 | 79 |
| February | 34 | 131 | 69 | 148 |
| March | 88 | 219 | 62 | 210 |
| April | 89 | 308 | 60 | 270 |
| May | 84 | 392 | 75 | 345 |
| June | 146 | 538 | 97 | 442 |
| July | 142 | 680 | 138 | 580 |
| August | 165 | 845 | 122 | 702 |
| September | 175 | 1020 | 123 | 825 |
| October | 225 | 1245 | | |
| November | 258 | 1503 | | |
| December | 122 | 1625 | | |





| Gap Cases by Consortium for September 2019 | | | | | |
|---------------------------------------------------|---------------------|----------------------|-----------------------|-------------------------|--------------|
| | Fair Hearing | FFM Indicator | Member Request | Worker Initiated | Total |
| Bay Lake | 0 | 0 | 0 | 5 | 5 |
| Capital | 0 | 0 | 2 | 39 | 41 |
| East Central | 0 | 1 | 2 | 16 | 19 |
| Great Rivers | 0 | 0 | 3 | 4 | 7 |
| Im Central | 0 | 0 | 3 | 7 | 10 |
| MilES | 0 | 0 | 5 | 14 | 19 |
| Moraine Lakes | 0 | 0 | 2 | 7 | 9 |
| Northern | 0 | 0 | 0 | 3 | 3 |
| Southern | 1 | 0 | 1 | 5 | 7 |
| Western | 0 | 0 | 1 | 2 | 3 |
| WKRP | 0 | 0 | 0 | 0 | 0 |
| Grand Total | 1 | 1 | 19 | 102 | 123 |



| Gap Cases by County September 2019 | | | | | |
|-------------------------------------------|---------------------|----------------------|-----------------------|-------------------------|--------------|
| County | Fair Hearing | FFM Indicator | Member Request | Worker Initiated | Total |
| Adams | 0 | 0 | 0 | 2 | 2 |
| Brown | 0 | 0 | 0 | 2 | 2 |
| Calumet | 0 | 0 | 0 | 1 | 1 |
| Chippewa | 0 | 0 | 1 | 1 | 2 |
| Clark | 0 | 0 | 0 | 1 | 1 |
| Columbia | 0 | 0 | 0 | 4 | 4 |
| Crawford | 0 | 0 | 0 | 1 | 1 |
| Dane | 0 | 0 | 1 | 24 | 25 |
| Dodge | 0 | 0 | 0 | 5 | 5 |
| Eau Claire | 0 | 0 | 1 | 2 | 3 |
| Fond du Lac | 0 | 0 | 1 | 2 | 3 |
| Green | 0 | 0 | 0 | 1 | 1 |
| Green Lake | 0 | 0 | 0 | 1 | 1 |
| Jackson | 0 | 0 | 0 | 1 | 1 |
| Langlade | 0 | 0 | 1 | 0 | 1 |
| Lincoln | 0 | 0 | 0 | 2 | 2 |
| Manitowoc | 0 | 0 | 0 | 2 | 2 |
| Marathon | 0 | 0 | 0 | 4 | 4 |
| Marinette | 0 | 0 | 0 | 2 | 2 |
| Marquette | 0 | 0 | 0 | 1 | 1 |
| Milwaukee | 0 | 0 | 5 | 14 | 19 |
| Oconto | 0 | 0 | 0 | 1 | 1 |
| Oneida | 0 | 0 | 1 | 1 | 2 |
| Outagamie | 0 | 1 | 2 | 6 | 9 |
| Ozaukee | 0 | 0 | 0 | 1 | 1 |
| Polk | 0 | 0 | 0 | 1 | 1 |
| Portage | 0 | 0 | 1 | 2 | 3 |
| Richland | 0 | 0 | 1 | 1 | 2 |
| Rock | 1 | 0 | 1 | 3 | 5 |
| Sauk | 0 | 0 | 0 | 2 | 2 |
| Sawyer | 0 | 0 | 0 | 1 | 1 |
| Sheboygan | 0 | 0 | 0 | 1 | 1 |
| Vernon | 0 | 0 | 1 | 0 | 1 |
| Walworth | 0 | 0 | 1 | 0 | 1 |
| Washburn | 0 | 0 | 1 | 0 | 1 |
| Washington | 0 | 0 | 0 | 3 | 3 |
| Waukesha | 0 | 0 | 0 | 1 | 1 |
| Winnebago | 0 | 0 | 0 | 5 | 5 |
| Total | 1 | 1 | 19 | 102 | 123 |