

---

## Gap Case Report January 2019

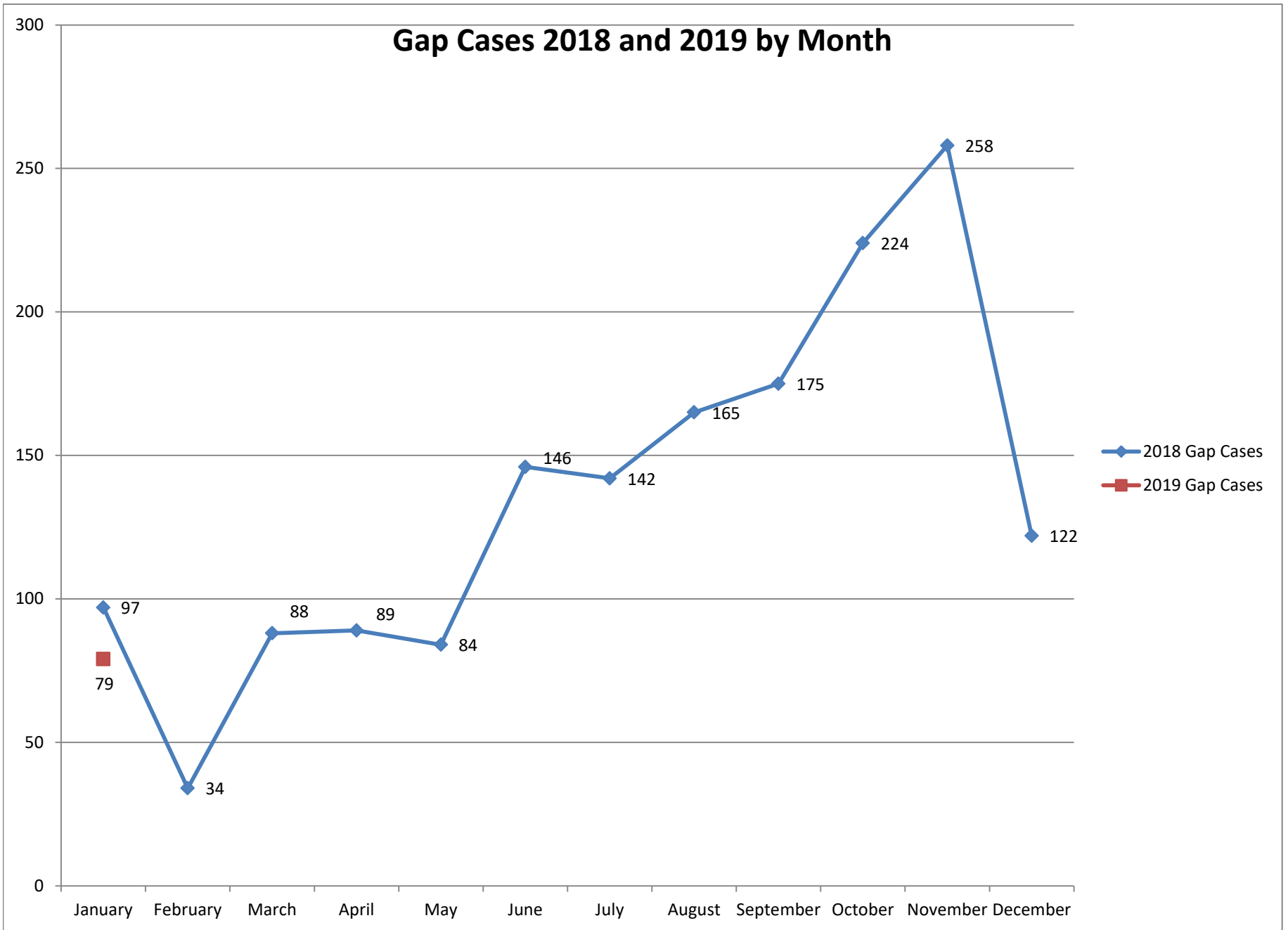
---

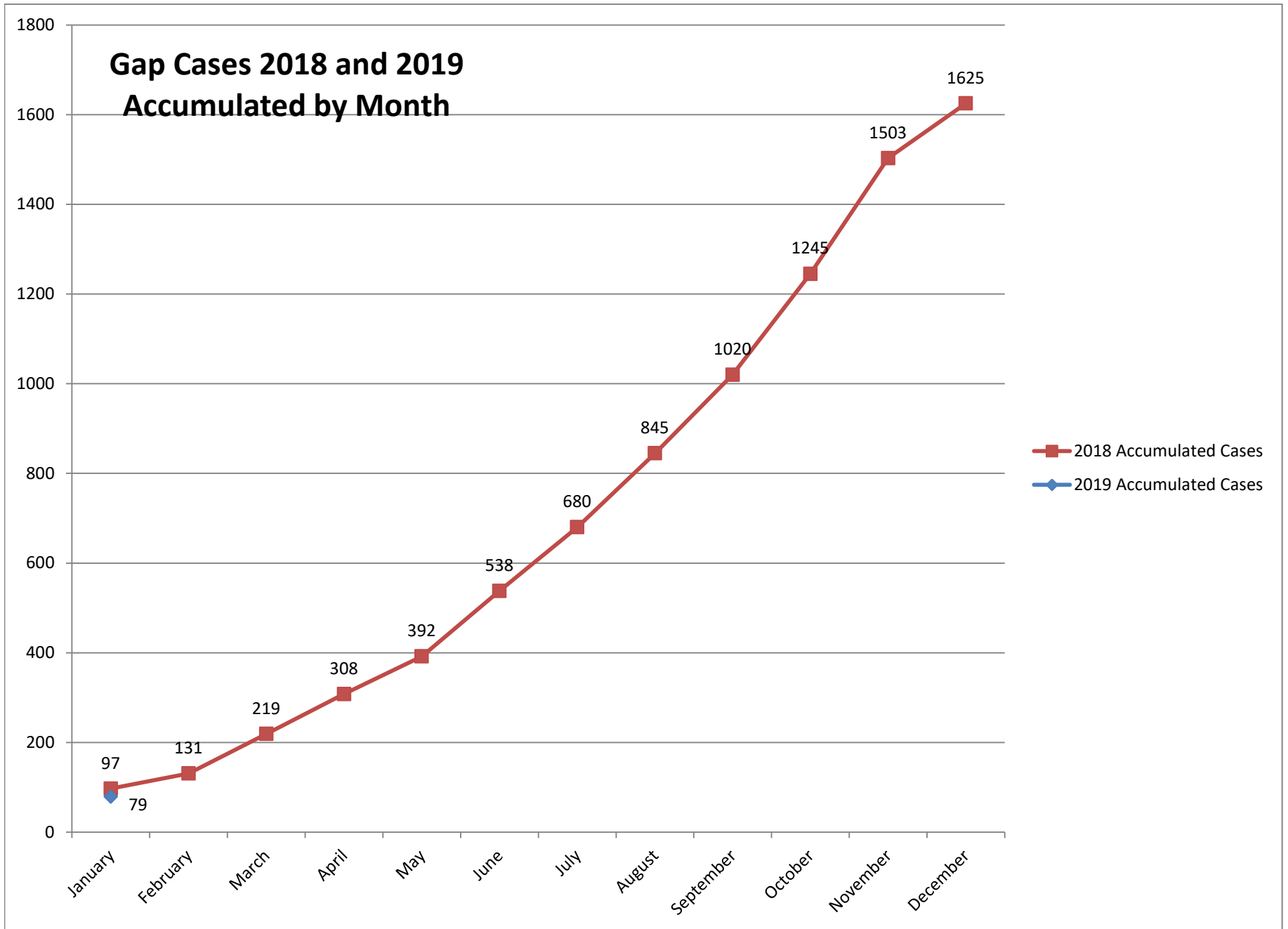
### Table of Contents

Two Year Gap Case Data .....	2
Two Year Gap Case Graph .....	3
Two Year Gap Accumulated Graph .....	4
Gap Case Data by Consortium .....	5
Gap Case Graph by Consortium.....	6
Gap Case Data by County .....	7

## Gap Eligible Cases January 2019

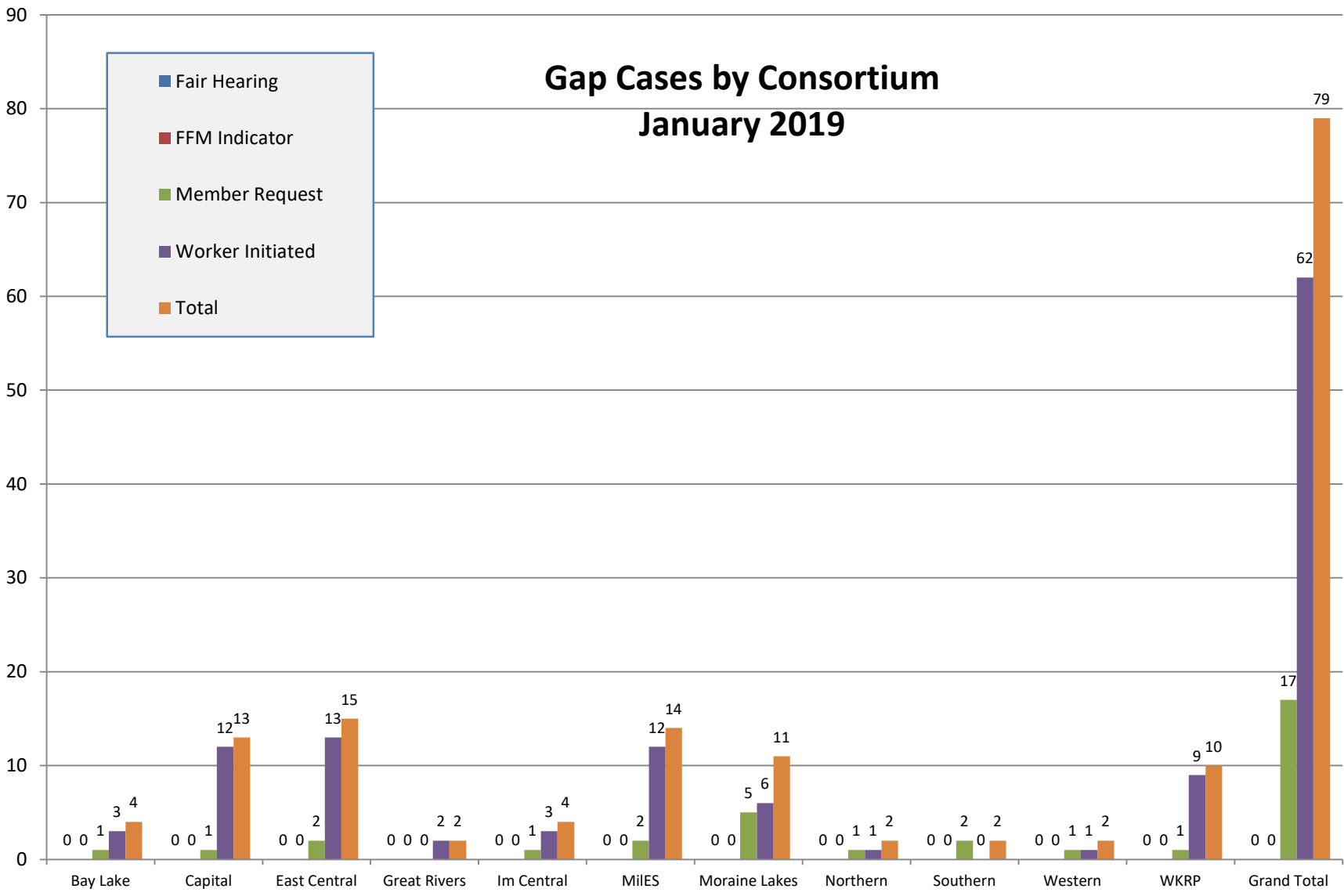
Month	2018 Gap Cases	2018 Accumulated Cases	2019 Gap Cases	2019 Accumulated Cases
January	97	97	79	79
February	34	131		
March	88	219		
April	89	308		
May	84	392		
June	146	538		
July	142	680		
August	165	845		
September	175	1020		
October	225	1245		
November	258	1503		
December	122	1625		





<b>Gap Cases by Consortium for January 2019</b>					
	<b>Fair Hearing</b>	<b>FFM Indicator</b>	<b>Member Request</b>	<b>Worker Initiated</b>	<b>Total</b>
Bay Lake	0	0	1	3	4
Capital	0	0	1	12	13
East Central	0	0	2	13	15
Great Rivers	0	0	0	2	2
Im Central	0	0	1	3	4
MilES	0	0	2	12	14
Moraine Lakes	0	0	5	6	11
Northern	0	0	1	1	2
Southern	0	0	2	0	2
Western	0	0	1	1	2
WKRP	0	0	1	9	10
<b>Grand Total</b>	<b>0</b>	<b>0</b>	<b>17</b>	<b>62</b>	<b>79</b>

## Gap Cases by Consortium January 2019



<b>Gap Cases by County January 2019</b>					
<b>County</b>	<b>Fair Hearing</b>	<b>FFM Indicator</b>	<b>Member Request</b>	<b>Worker Initiated</b>	<b>Total</b>
Adams	0	0	1	0	1
Brown	0	1	1	0	2
Dane	0	1	9	0	10
Eau Claire	0	0	1	0	1
Fond du Lac	0	0	1	0	1
Iowa	0	1	0	0	1
Kenosha	0	0	1	0	1
Kewaunee	0	0	3	0	3
Langlade	0	0	1	0	1
Manitowoc	0	0	1	0	1
Marathon	0	1	2	0	3
Marinette	0	0	1	0	1
Milwaukee	0	2	12	0	14
Outagamie	0	1	3	0	4
Ozaukee	0	0	2	0	2
Polk	0	0	1	0	1
Racine	0	1	8	0	9
Rock	0	1	0	0	1
Sauk	0	0	2	0	2
Shawano	0	0	1	0	1
Trempealeau	0	1	1	0	2
Waukesha	0	5	3	0	8
Waushara	0	0	2	0	2
Winnebago	0	1	4	0	5
Wood	0	1	1	0	2
<b>Total</b>	<b>0</b>	<b>17</b>	<b>62</b>	<b>0</b>	<b>79</b>