
Gap Case Report September 2018

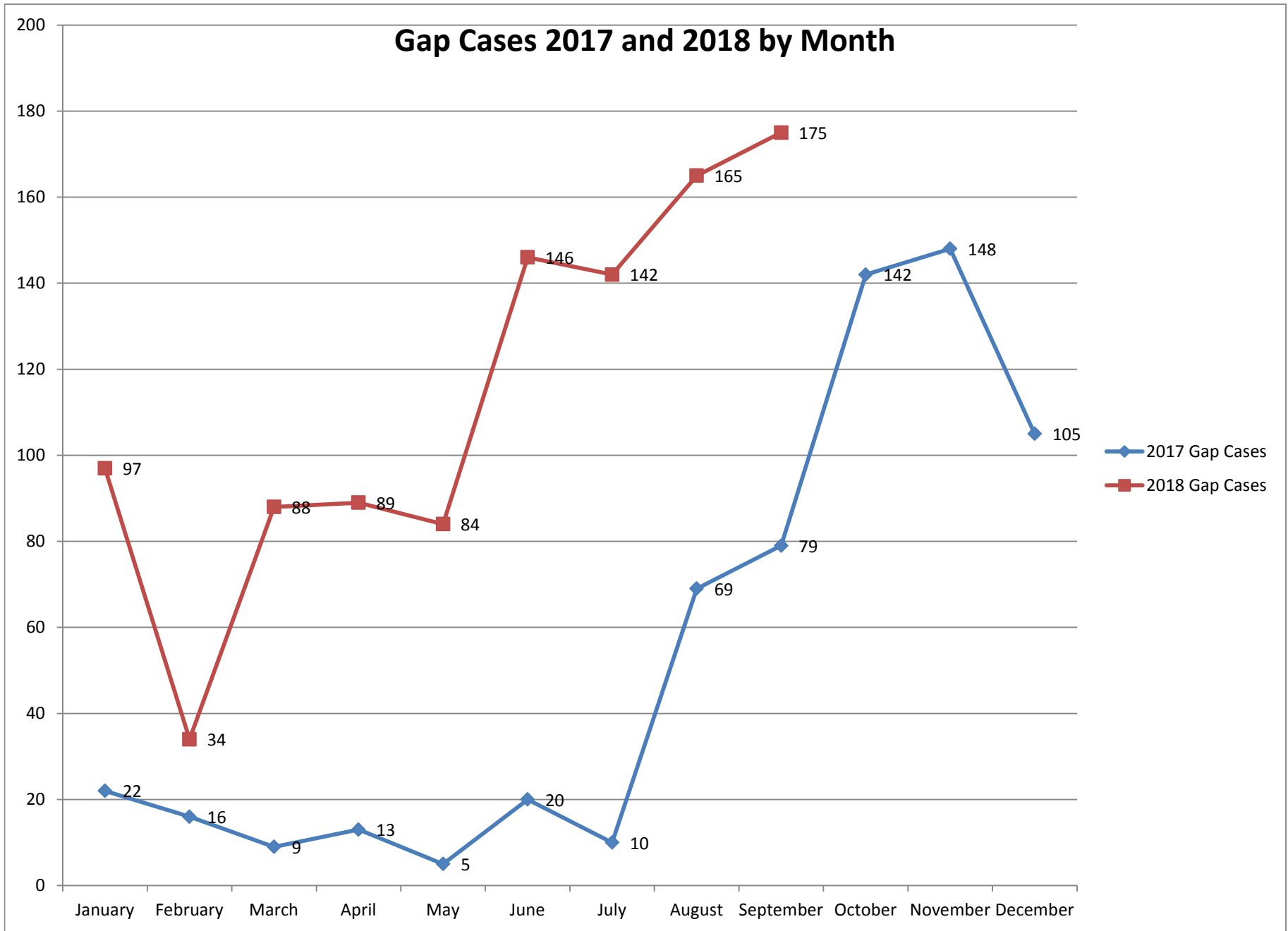
Table of Contents

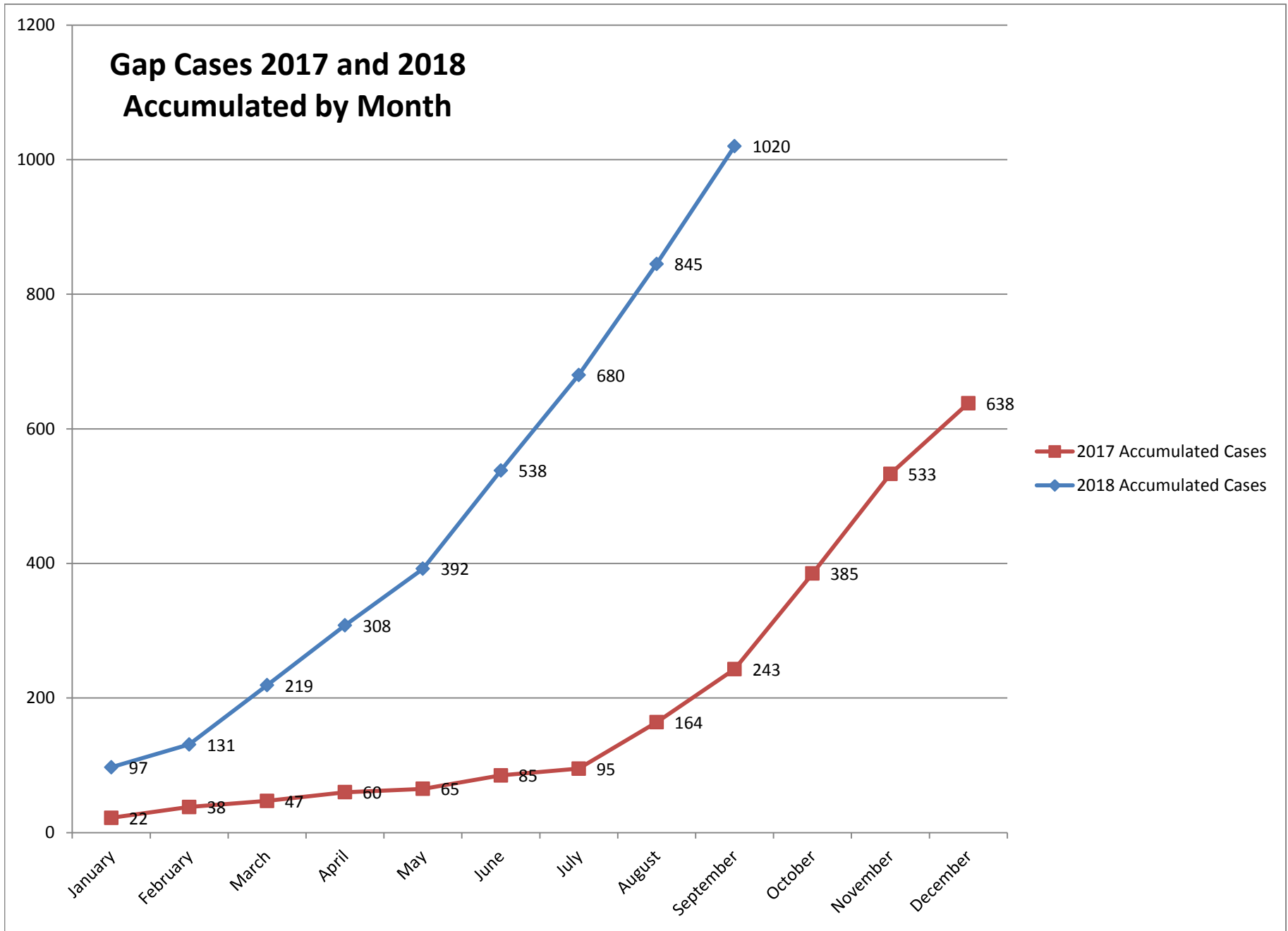
Two Year Gap Case Data	2
Two Year Gap Case Graph	3
Two Year Gap Accumulated Graph	4
Gap Case Data by Consortium	5
Gap Case Graph by Consortium.....	6
Gap Case Data by County	7

Gap Eligible Cases

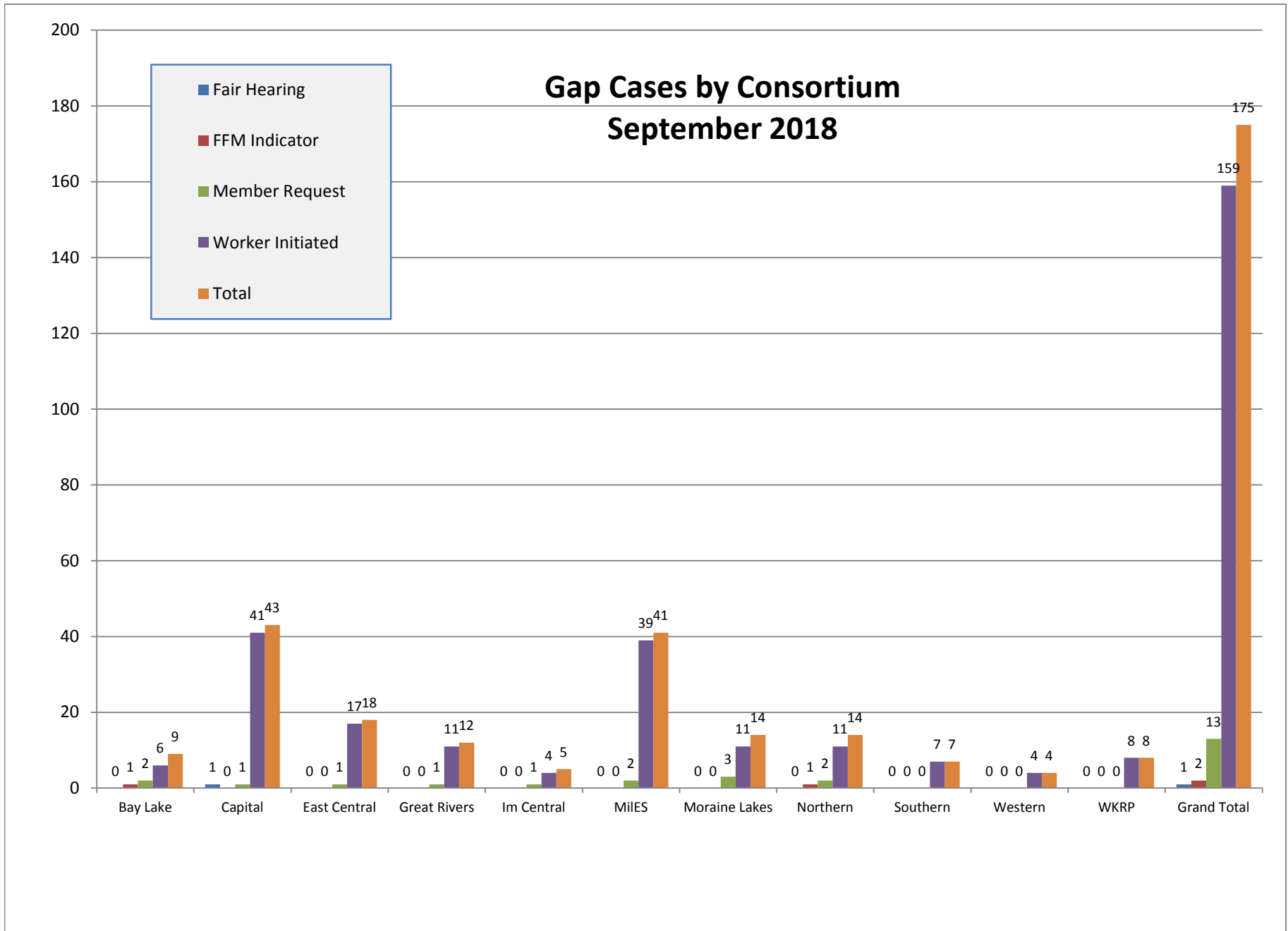
September 2018

Month	2017 Gap Cases	2017 Accumulated Cases	2018 Gap Cases	2018 Accumulated Cases
January	22	22	97	97
February	16	38	34	131
March	9	47	88	219
April	13	60	89	308
May	5	65	84	392
June	20	85	146	538
July	10	95	142	680
August	69	164	165	845
September	79	243	175	1020
October	142	385		
November	148	533		
December	105	638		





Gap Cases by Consortium for September 2018					
	Fair Hearing	FFM Indicator	Member Request	Worker Initiated	Total
Bay Lake	0	1	2	6	9
Capital	1	0	1	41	43
East Central	0	0	1	17	18
Great Rivers	0	0	1	11	12
Im Central	0	0	1	4	5
MilES	0	0	2	39	41
Moraine Lakes	0	0	3	11	14
Northern	0	1	2	11	14
Southern	0	0	0	7	7
Western	0	0	0	4	4
WKRP	0	0	0	8	8
Grand Total	1	2	13	159	175



Gap Cases by County September 2018					
County	Fair Hearing	FFM Indicator	Member Request	Worker Initiated	Total
Ashland	0	0	0	1	1
Bayfield	0	0	0	1	1
Brown	0	1	1	0	2
Calumet	0	0	0	2	2
Chippewa	0	0	0	5	5
Clark	0	0	0	2	2
Columbia	0	0	0	3	3
Crawford	0	0	0	1	1
Dane	0	0	1	26	27
Dodge	0	0	0	1	1
Door	0	0	1	1	2
Eau Claire	0	0	0	3	3
Fond du Lac	0	0	0	3	3
Grant	0	0	0	1	1
Jefferson	0	0	0	1	1
Juneau	0	0	0	3	3
Kenosha	0	0	0	2	2
La Crosse	0	0	0	1	1
Langlade	0	0	0	1	1
Lincoln	0	0	0	1	1
Manitowoc	0	0	0	1	1
Marathon	0	0	0	1	1
Marinette	0	0	0	2	2
Milwaukee	0	0	2	39	41
Monroe	0	0	0	1	1
Oconto	0	0	0	1	1
Oneida	0	0	1	0	1
Outagamie	0	0	0	8	8
Pierce	0	0	0	1	1
Polk	0	0	0	1	1
Portage	0	0	0	2	2
Price	0	1	0	0	1
Racine	0	0	0	6	6
Richland	0	0	0	2	2
Rock	0	0	0	4	4
Saint Croix	0	0	1	1	2
Sauk	0	0	0	1	1
Shawano	0	0	0	2	2
Sheboygan	1	0	0	5	6
Taylor	0	0	1	2	3
Vilas	0	0	0	2	2
Walworth	0	0	0	2	2
Washington	0	0	1	1	2
Waukesha	0	0	2	5	7
Waupaca	0	0	1	1	2
Waushara	0	0	0	2	2
Winnebago	0	0	0	3	3
Wood	0	0	1	4	5
Total	1	2	13	159	175