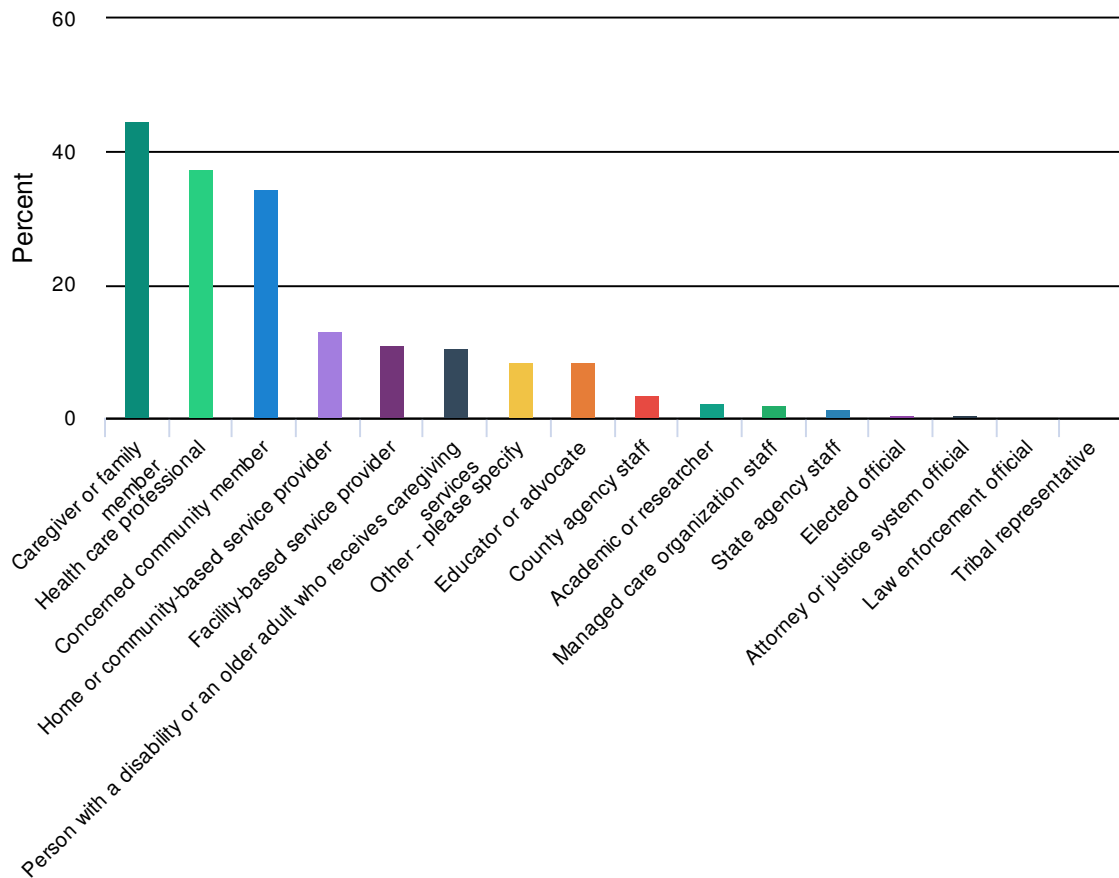


















Governor's Task Force on Caregiving Policy Proposal Feedback Survey: Summary Report

Survey Dates: June 29 - July 14, 2020

1. What is your connection to caregiving in Wisconsin? Please check all that apply.



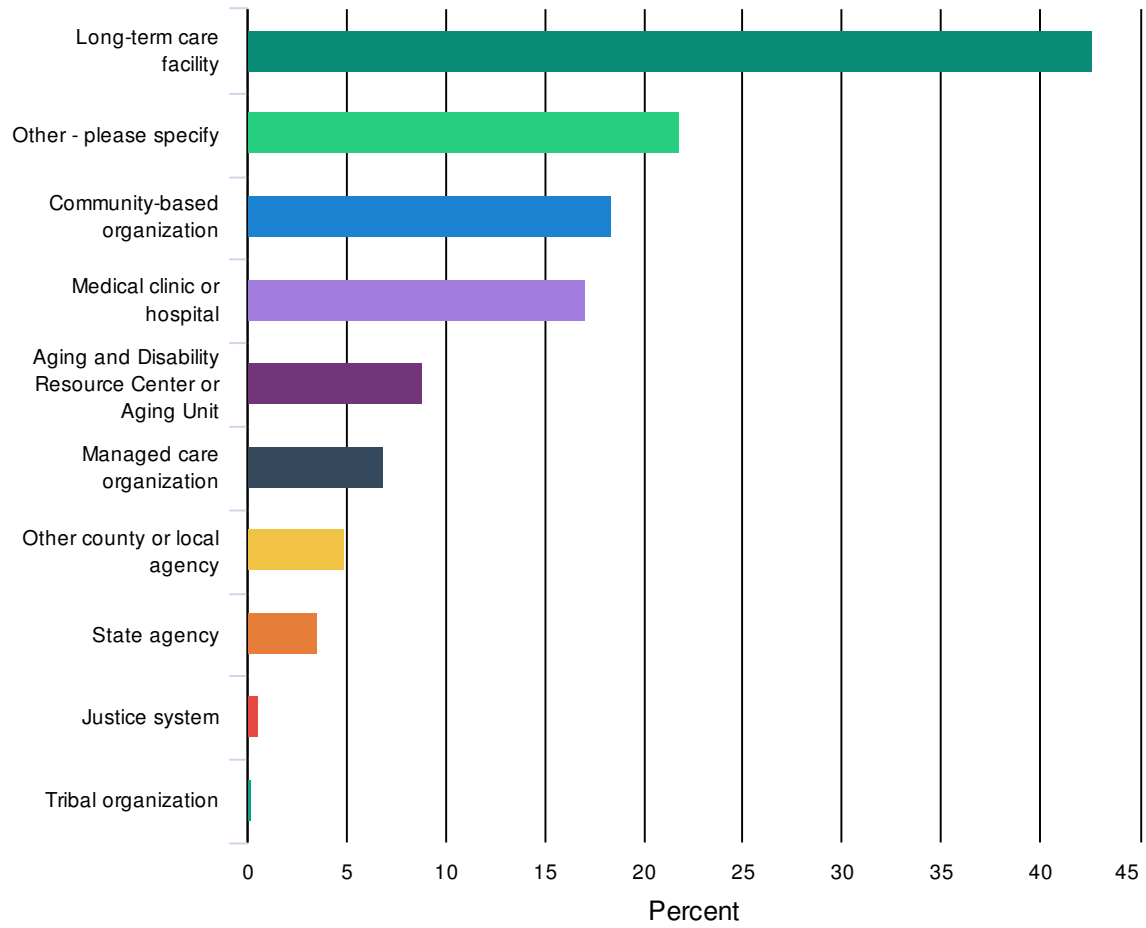
Value		Percent	Responses
Caregiver or family member		44.7%	674
Health care professional		37.5%	565
Concerned community member		34.4%	518
Home or community-based service provider		13.1%	197
Facility-based service provider		11.1%	167
Person with a disability or an older adult who receives caregiving services		10.5%	158
Other - please specify		8.6%	130
Educator or advocate		8.6%	130
County agency staff		3.6%	54
Academic or researcher		2.3%	35
Managed care organization staff		2.1%	31
State agency staff		1.4%	21
Elected official		0.7%	11
Attorney or justice system official		0.5%	8
Law enforcement official		0.4%	6
Tribal representative		0.1%	1











Statistics

Total Responses

1507

2. If responding in a professional role, please describe the organization for which you work. Please check all that apply.

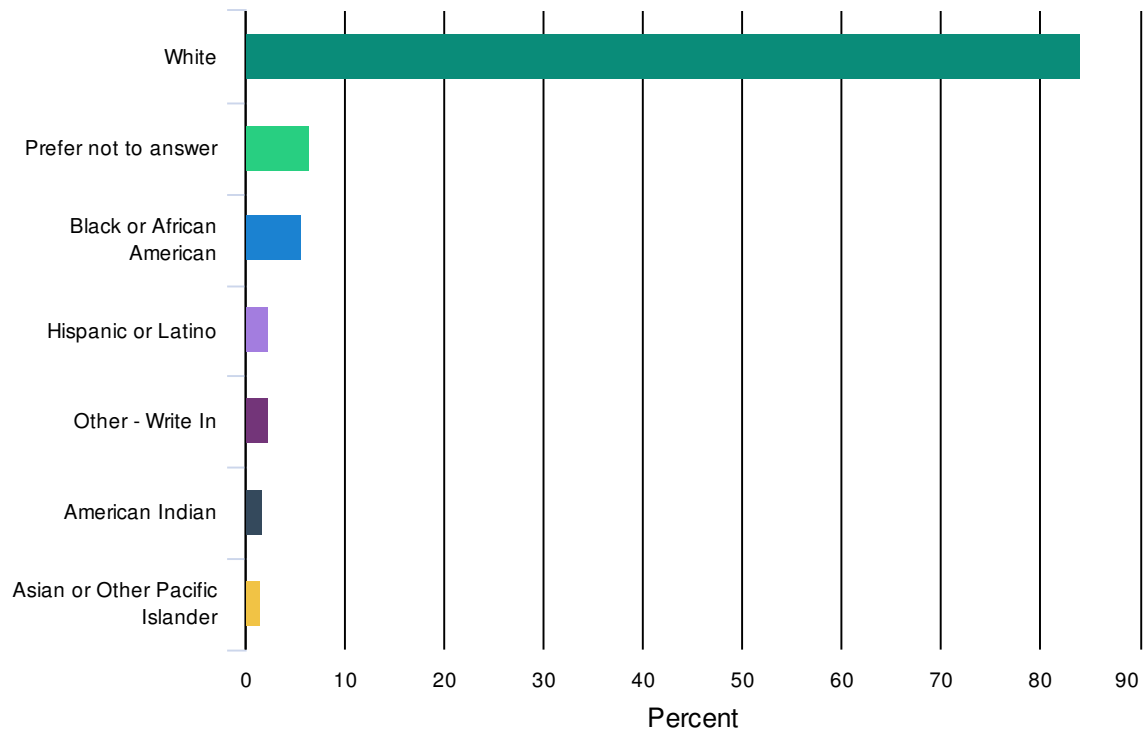


Value		Percent	Responses
Long-term care facility		42.6%	429
Other - please specify		21.8%	219
Community-based organization		18.4%	185
Medical clinic or hospital		17.1%	172
Aging and Disability Resource Center or Aging Unit		8.8%	89
Managed care organization		6.9%	69
Other county or local agency		4.9%	49
State agency		3.5%	35
Justice system		0.6%	6
Tribal organization		0.2%	2

Statistics

Total Responses	1006
-----------------	------

3. Race and Ethnicity: How do you identify? Please check all that apply.

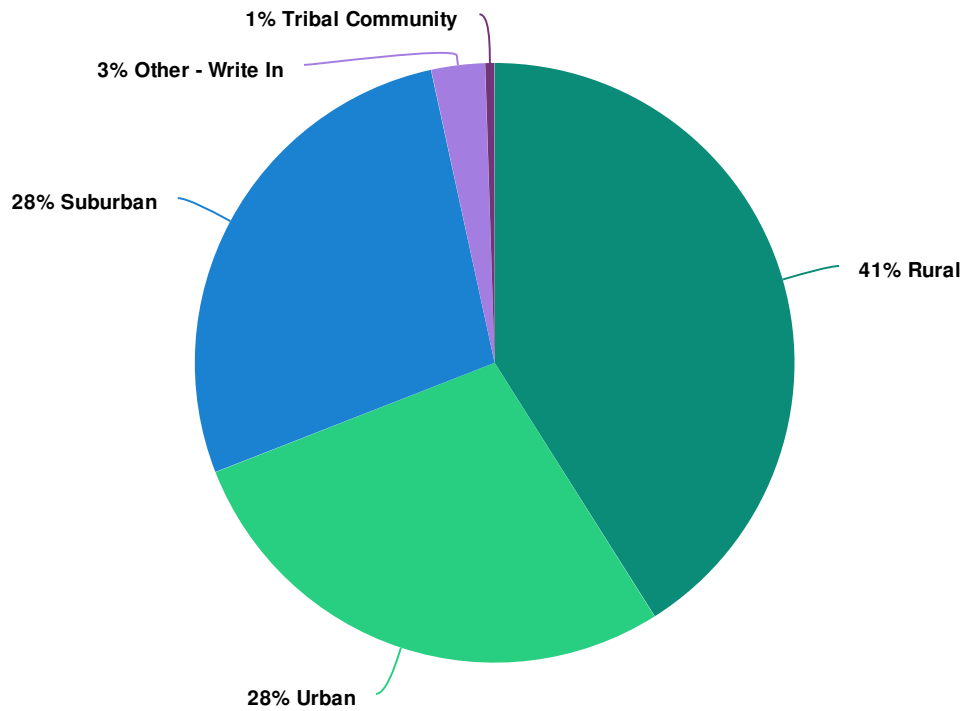







Value	Percent	Responses
White	84.1%	1,268
Prefer not to answer	6.5%	98
Black or African American	5.7%	86
Hispanic or Latino	2.4%	36
Other - Write In	2.3%	34
American Indian	1.8%	27
Asian or Other Pacific Islander	1.6%	24

Statistics

Total Responses 1507

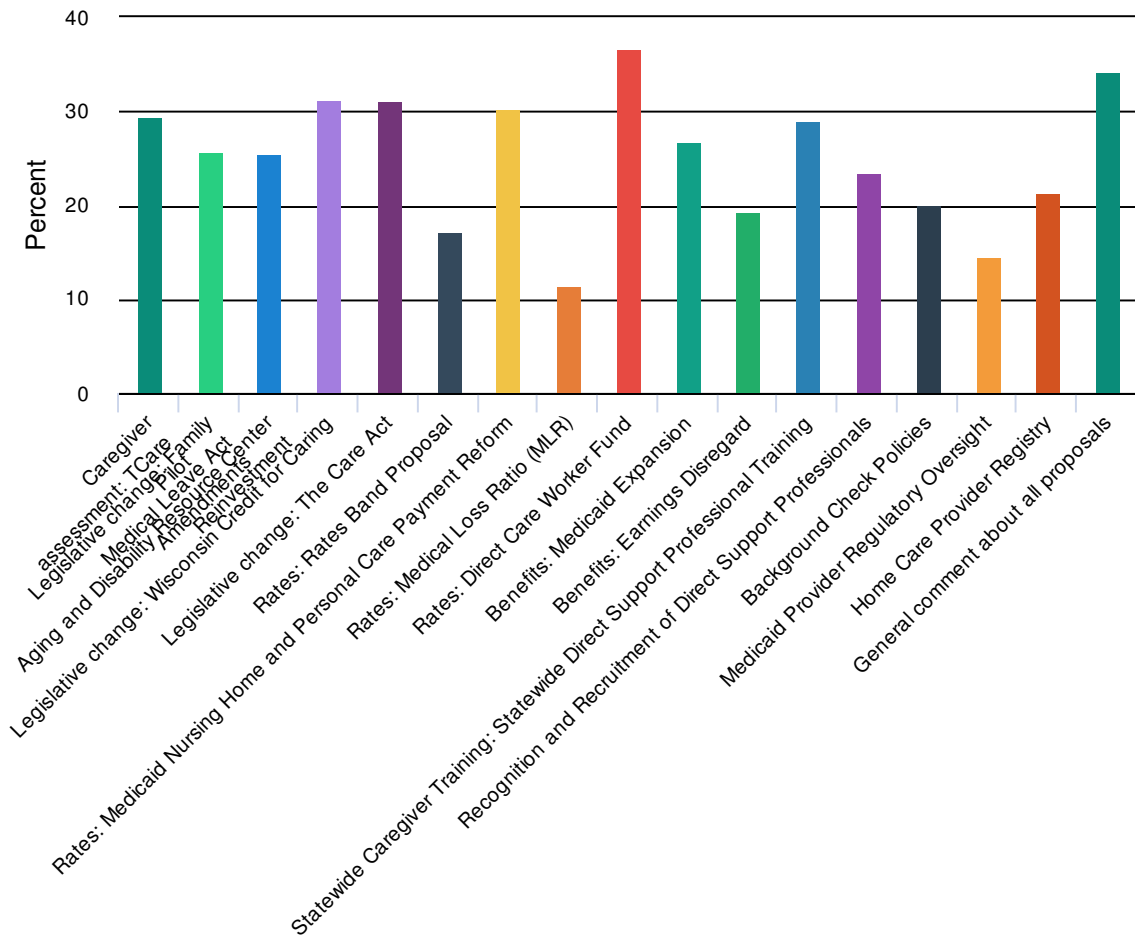
4. How would you describe the area where you live?




















Value		Percent	Responses
Rural		41.0%	618
Urban		28.0%	422
Suburban		27.5%	415
Other - Write In		2.9%	44
Tribal Community		0.5%	8

Totals: 1,507

5. For which policy proposals would you like to provide feedback? Please check all that apply.



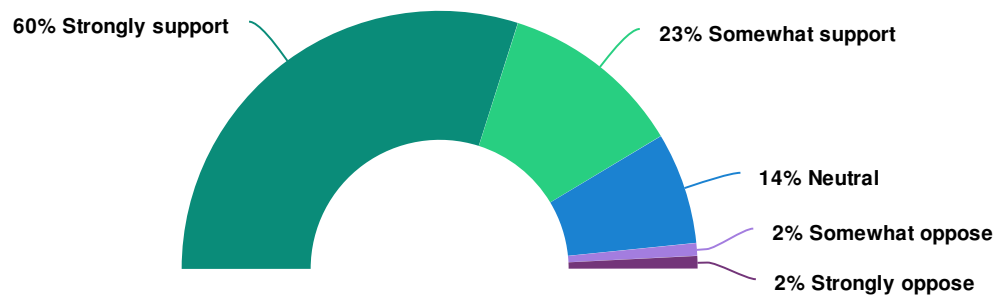
Value		Percent	Responses
Caregiver assessment: T Care Pilot		29.5%	445
Legislative change: Family Medical Leave Act Amendments		25.7%	387
Aging and Disability Resource Center Reinvestment		25.5%	385
Legislative change: Wisconsin Credit for Caring		31.2%	470
Legislative change: The Care Act		31.1%	469
Rates: Rates Band Proposal		17.3%	261
Rates: Medicaid Nursing Home and Personal Care Payment Reform		30.3%	456
Rates: Medical Loss Ratio (MLR)		11.3%	170
Rates: Direct Care Worker Fund		36.6%	551
Benefits: Medicaid Expansion		26.8%	404
Benefits: Earnings Disregard		19.2%	290
Statewide Caregiver Training: Statewide Direct Support Professional Training		29.1%	439
Recognition and Recruitment of Direct Support Professionals		23.4%	352
Background Check Policies		20.2%	305
Medicaid Provider Regulatory Oversight		14.6%	220
Home Care Provider Registry		21.4%	323
General comment about all proposals		34.2%	515

Statistics

Total Responses

1507

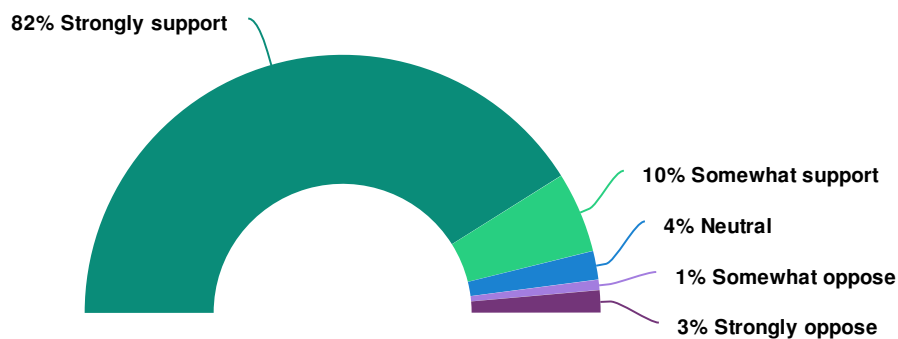
6. Caregiver Assessment: TCare Pilot - How strongly do you support or oppose this policy proposal?



Value	Percent	Responses
Strongly support	59.9%	266
Somewhat support	23.0%	102
Neutral	14.0%	62
Somewhat oppose	1.6%	7
Strongly oppose	1.6%	7

Totals: 444

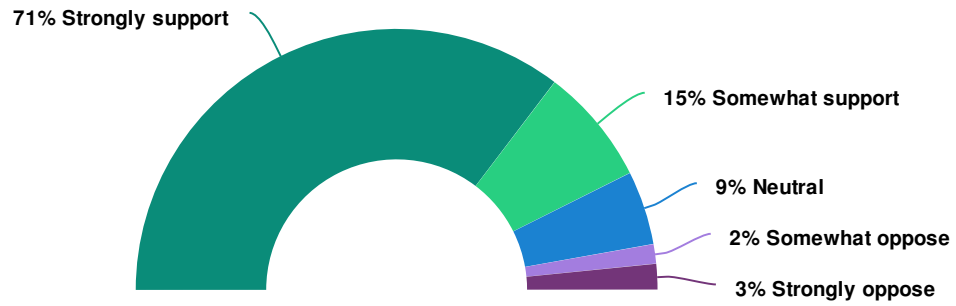
7. Legislative change: Family Medical Leave Act Amendments - How strongly do you support or oppose this policy proposal?



Value	Percent	Responses
Strongly support	82.1%	317
Somewhat support	10.1%	39
Neutral	3.6%	14
Somewhat oppose	1.3%	5
Strongly oppose	2.8%	11

Totals: 386

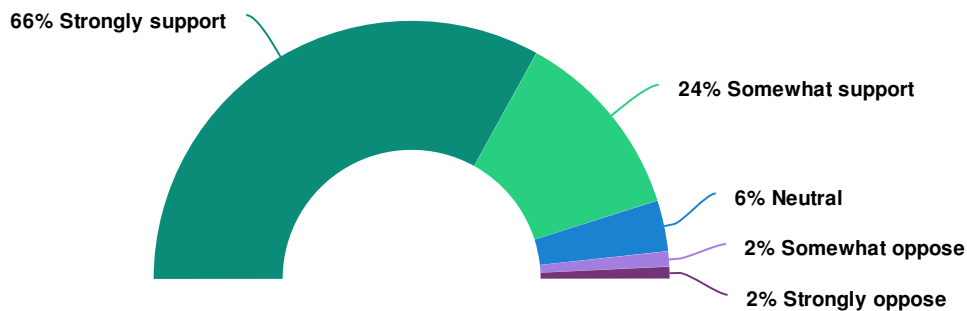
8. Aging and Disability Resource Center Reinvestment - How strongly do you support or oppose this policy proposal?



Value	Percent	Responses
Strongly support	70.8%	269
Somewhat support	14.5%	55
Neutral	9.2%	35
Somewhat oppose	2.4%	9
Strongly oppose	3.2%	12

Totals: 380

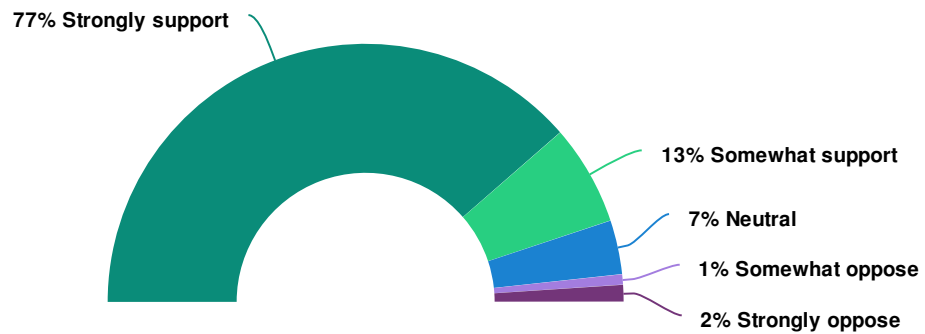
9. Legislative change: Wisconsin Credit for Caring - How strongly do you support or oppose this policy proposal?



Value	Percent	Responses
Strongly support	66.1%	310
Somewhat support	24.1%	113
Neutral	6.4%	30
Somewhat oppose	1.9%	9
Strongly oppose	1.5%	7

Totals: 469

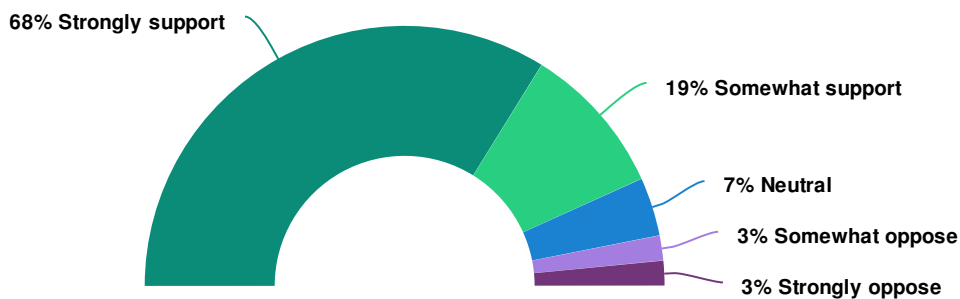
10. Legislative change: The Care Act - How strongly do you support or oppose this policy proposal?



Value		Percent	Responses
Strongly support		77.2%	363
Somewhat support		12.6%	59
Neutral		6.8%	32
Somewhat oppose		1.3%	6
Strongly oppose		2.1%	10

Totals: 470

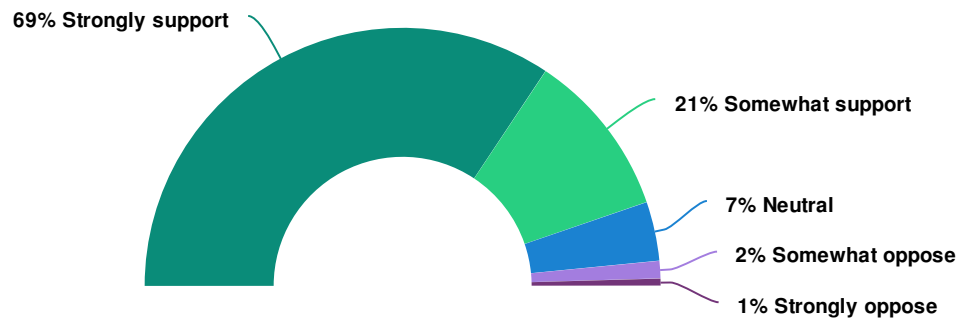
11. Rates: Rates Band Proposal - How strongly do you support or oppose this policy proposal?



Value	Percent	Responses
Strongly support	67.7%	176
Somewhat support	18.8%	49
Neutral	7.3%	19
Somewhat oppose	3.1%	8
Strongly oppose	3.1%	8

Totals: 260

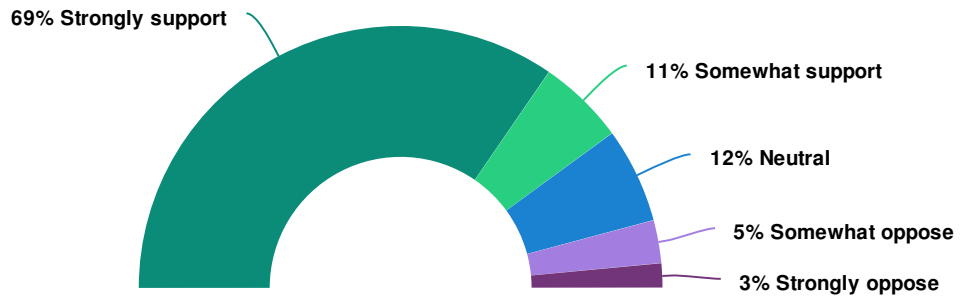
12. Rates: Medicaid Nursing Home and Personal Care Payment Reform- How strongly do you support or oppose this policy proposal?



Value		Percent	Responses
Strongly support		68.7%	307
Somewhat support		20.8%	93
Neutral		7.4%	33
Somewhat oppose		2.2%	10
Strongly oppose		0.9%	4

Totals: 447

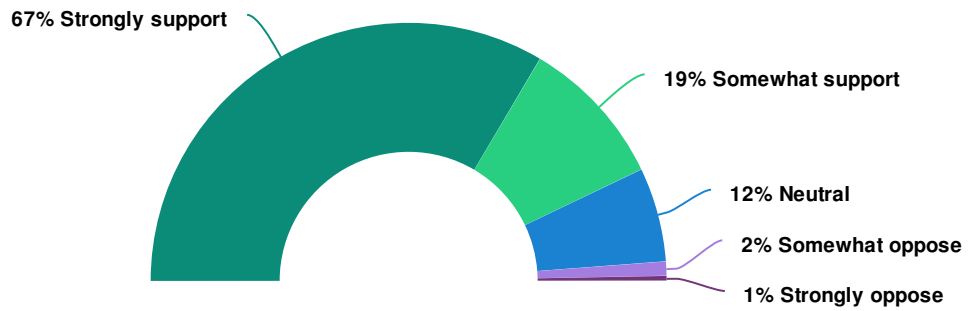
13. Rates: Medical Loss Ratio (MLR) - How strongly do you support or oppose this policy proposal?



Value		Percent	Responses
Strongly support		69.2%	117
Somewhat support		10.7%	18
Neutral		11.8%	20
Somewhat oppose		5.3%	9
Strongly oppose		3.0%	5

Totals: 169

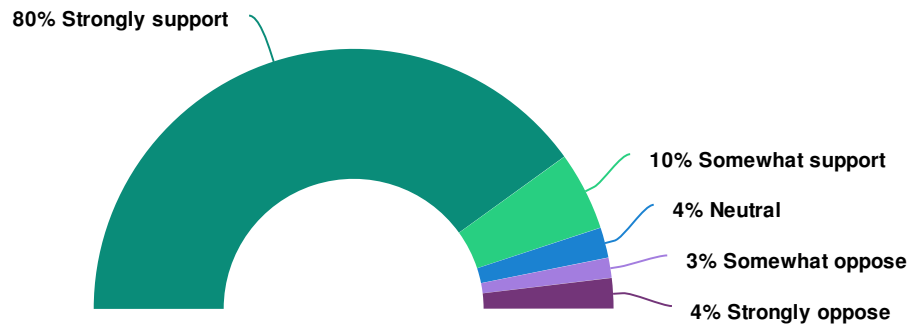
14. Rates: Direct Care Worker Fund - How strongly do you support or oppose this policy proposal?



Value		Percent	Responses
Strongly support		67.1%	365
Somewhat support		18.8%	102
Neutral		11.8%	64
Somewhat oppose		1.8%	10
Strongly oppose		0.6%	3

Totals: 544

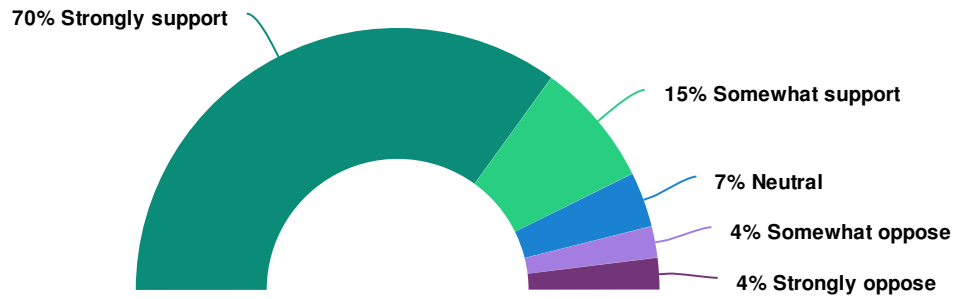
15. Benefits: Medicaid Expansion - How strongly do you support or oppose this policy proposal?



Value	Percent	Responses
Strongly support	80.2%	319
Somewhat support	9.8%	39
Neutral	3.8%	15
Somewhat oppose	2.5%	10
Strongly oppose	3.8%	15

Totals: 398

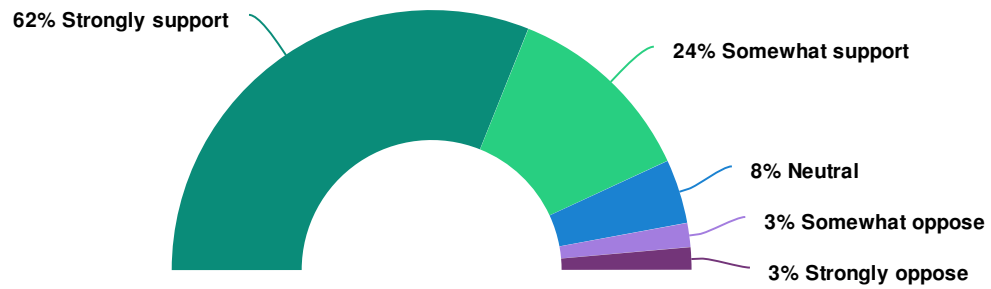
16. Benefits: Earnings Disregard - How strongly do you support or oppose this policy proposal?



Value	Percent	Responses
Strongly support	69.9%	195
Somewhat support	15.4%	43
Neutral	6.8%	19
Somewhat oppose	3.9%	11
Strongly oppose	3.9%	11

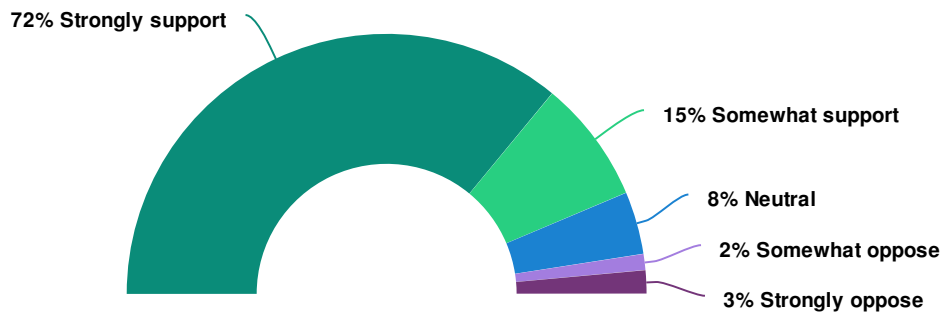
Totals: 279

17. Statewide Caregiver Training: Statewide Direct Support Professional Training - How strongly do you support or oppose this policy proposal?



Value	Percent	Responses
Strongly support	62.2%	271
Somewhat support	24.1%	105
Neutral	8.0%	35
Somewhat oppose	3.0%	13
Strongly oppose	2.8%	12
		Totals: 436

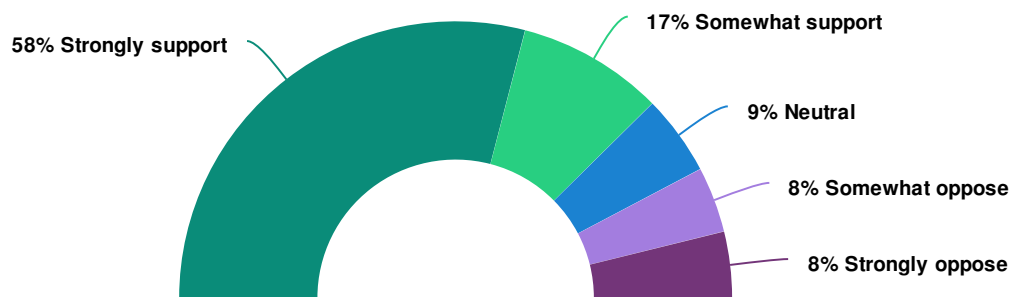
18. Recognition and Recruitment of Direct Support Professionals - How strongly do you support or oppose this policy proposal?








Value	Percent	Responses
Strongly support	72.0%	249
Somewhat support	15.3%	53
Neutral	7.8%	27
Somewhat oppose	2.0%	7
Strongly oppose	2.9%	10

Totals: 346

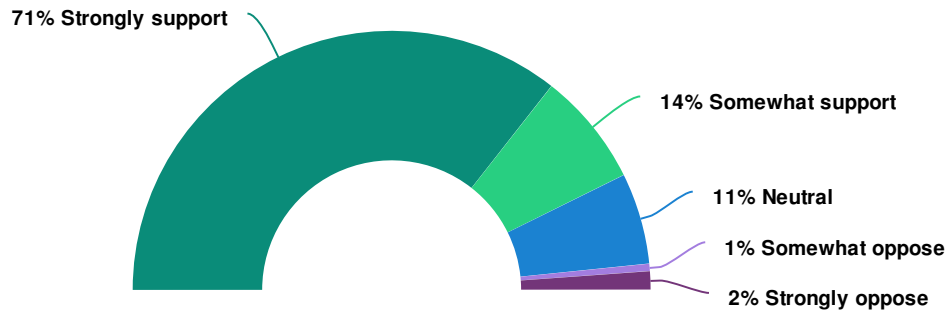
19. Background Check Policies - How strongly do you support or oppose this policy proposal?



Value		Percent	Responses
Strongly support		58.1%	173
Somewhat support		17.1%	51
Neutral		9.4%	28
Somewhat oppose		7.7%	23
Strongly oppose		7.7%	23

Totals: 298

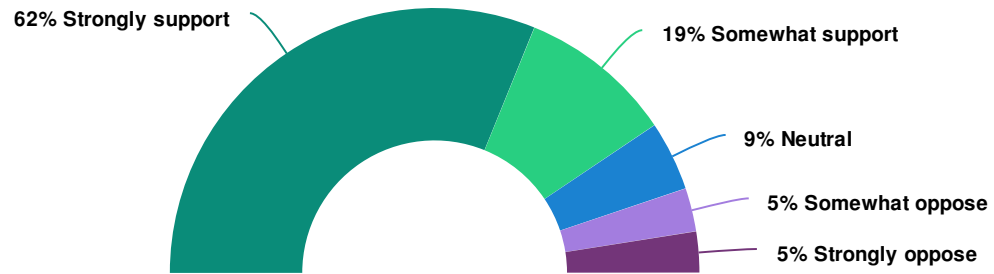
20. Medicaid Provider Regulatory Oversight - How strongly do you support or oppose this policy proposal?



Value		Percent	Responses
Strongly support		71.2%	156
Somewhat support		14.2%	31
Neutral		11.4%	25
Somewhat oppose		0.9%	2
Strongly oppose		2.3%	5

Totals: 219

21. Home Care Provider Registry - How strongly do you support or oppose this policy proposal?



Value		Percent	Responses
Strongly support		62.3%	198
Somewhat support		18.9%	60
Neutral		8.5%	27
Somewhat oppose		5.3%	17
Strongly oppose		5.0%	16

Totals: 318