



Assistance Groups (AGs) — Individuals who live in the same household, purchase and prepare food together, and pass all financial and non-financial eligibility criteria to receive FoodShare benefits. Members — Individuals receiving FoodShare Benefits. EBD — elderly, blind, or disabled.

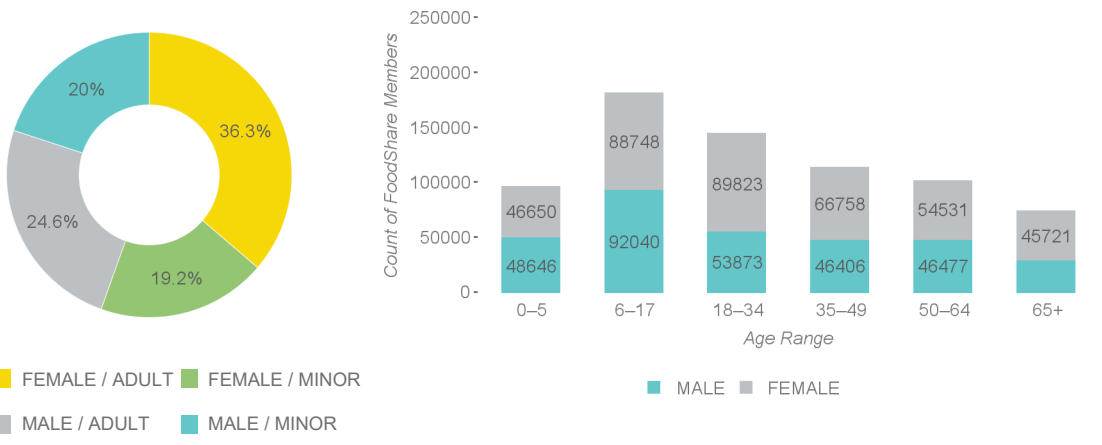
Who received FoodShare benefits in Wisconsin?

372,806 NO. OF AGs	5,254 NO. OF FIRST TIME AGs	33.8% % OF AGs WITH MINORS	\$110,870,580 TOTAL ALLOTMENT	\$297 AVG. ALLOTMENT/HH
707,125 NO. OF MEMBERS	2 AVG. HOUSEHOLD SIZE	47.8% % OF AGs WITH EBD	\$192,231,295 TOTAL ISSUANCE	

During the COVID-19 Public Health Emergency, emergency FoodShare allotments have been issued. These emergency allotments take FoodShare households to their maximum allowable amount, and can increase the statewide monthly issuance of FoodShare benefits by more than 50%.

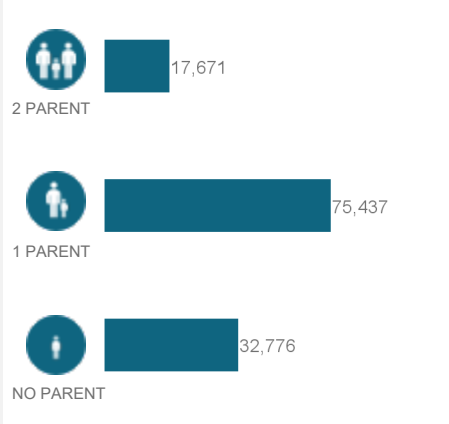
1. What is the age distribution of FoodShare members and age gender ratio?

55% of FoodShare members are female and 45% are male. 61% are adults and 39% are minors. 34% of AGs include minors. Members between ages 6–17 has the largest number for any grouping, making up to 26% of recipients. 39.04% of FoodShare members are 17 and younger.



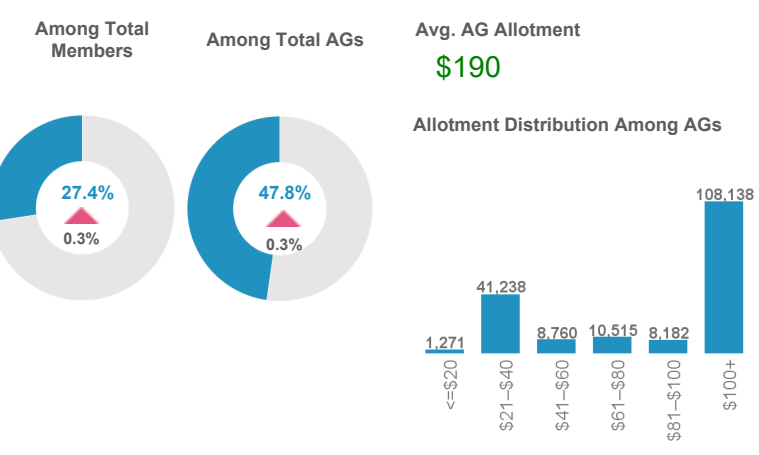
2. How many parents are in households with minors?

Of the AGs that contain minors, 60% have one parent in the AG, 14% have two or more parents, and 26% have no parents.



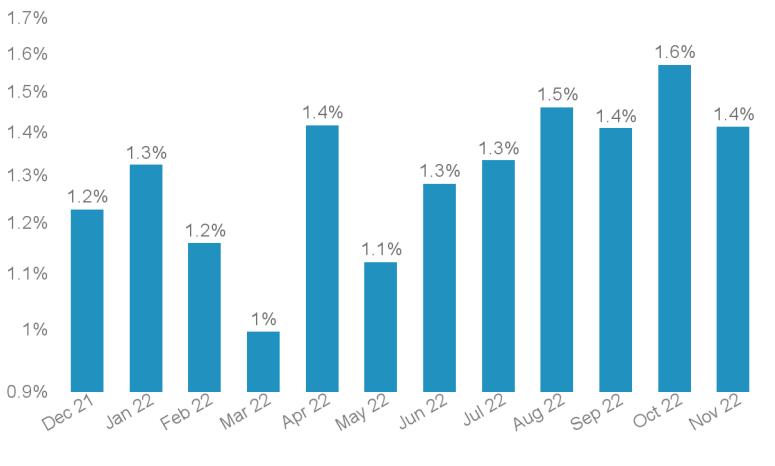
3. How many recipients are elderly, blind, or disabled (EBD)?

27.4% of FoodShare members are EBD. 47.8% of AGs contain at least one individual who is EBD. The average allotment for EBD AGs is \$190. However, 1% of the EBD caseload is receiving an allotment of \$20 or less.



4. What percent of FoodShare AGs are first-time recipients?

First-time AGs are households where no one has received benefits in the past 60 months. The average number of FoodShare AGs that are first-time recipients is 4,859.



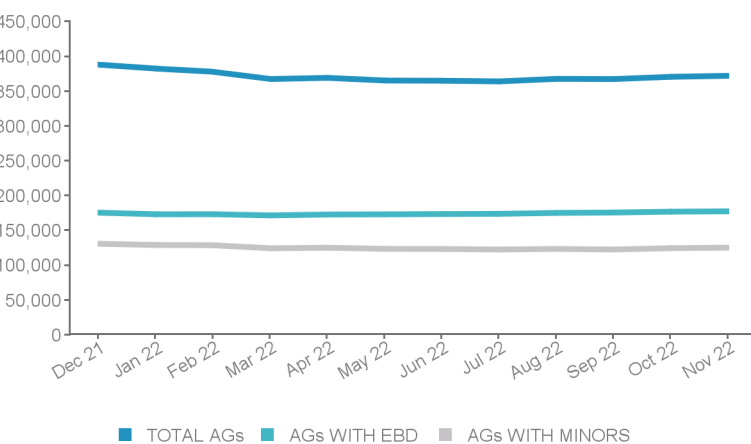
5. What are the member compositions?

The table and graph show combinations of programs with FoodShare, for which individuals receive benefits for November 2022. The programs include FS — FoodShare, MA — Medicaid, CC — ChildCare, W-2 — Wisconsin Works.



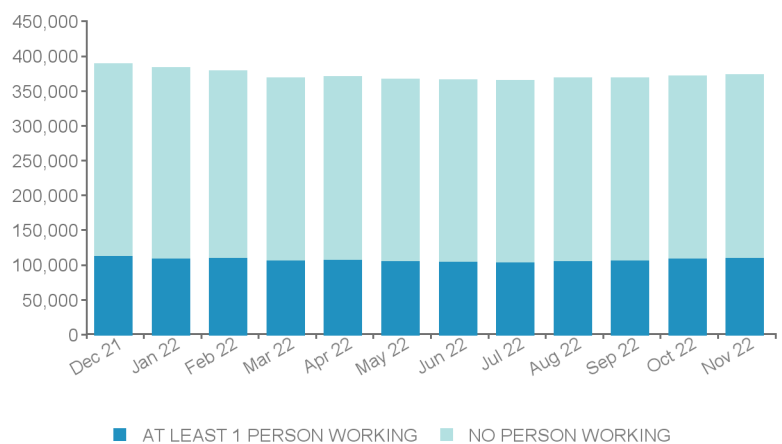
6. What is the historical caseload trend?

The statewide caseload for November 2022 is 372,806, a decrease from 12 months ago.



7. What percent of AGs have at least one person employed?

29% of AGs have at least one person working in the month of November 2022.



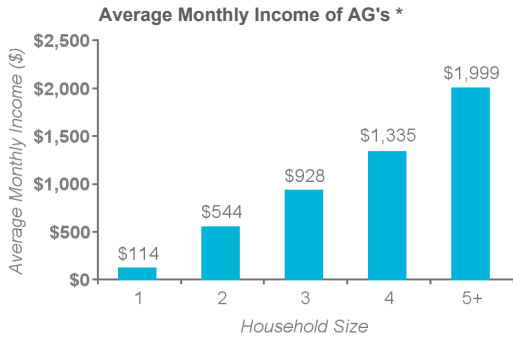


8. What is the average monthly income of an AG?

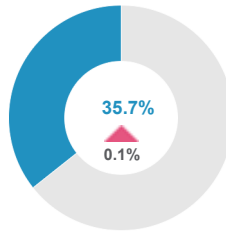
The average monthly income of AGs that have at least one individual working is \$477, an increase from last month. 35.7% of adult FoodShare recipients are employed, an increase from last month.

Average Monthly Income of AG *

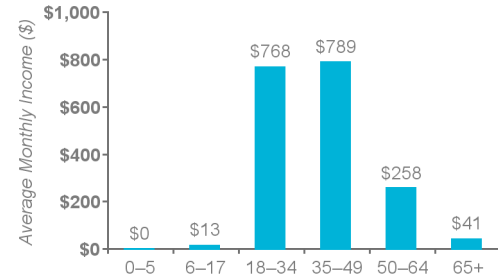
\$477 ▲



% of Adult FoodShare Employed



FoodShare Members Average Monthly Earned Income by Age Segments *

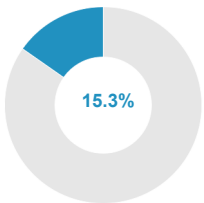


* Average income uses monthly gross employment earnings of FoodShare AGs, not net income used for FoodShare eligibility.

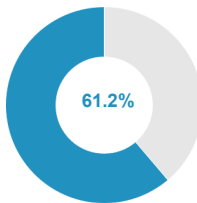
9. How many working families receive FoodShare?

Working families (households with at least one minor and at least one parent of a minor that also earn income) make up to 15.3% of the statewide FoodShare AGs, average 4 persons per AG, and average \$2,006 in earned income per month. 61.2% of all families are working.

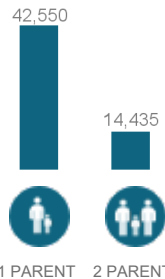
Working Families vs. Total FoodShare AGs



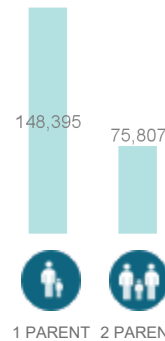
Working Families vs. Total Families



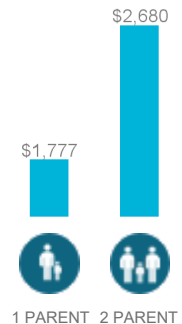
Working Families with Number of Parents



Working Families Unduplicated FoodShare Members

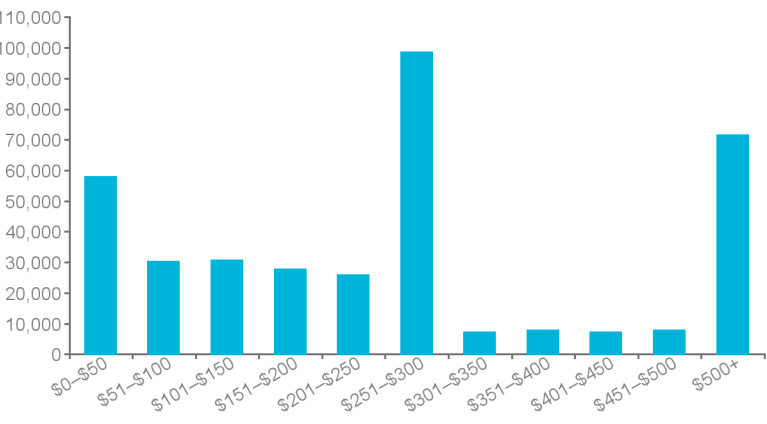


Working Families Average Earned Income



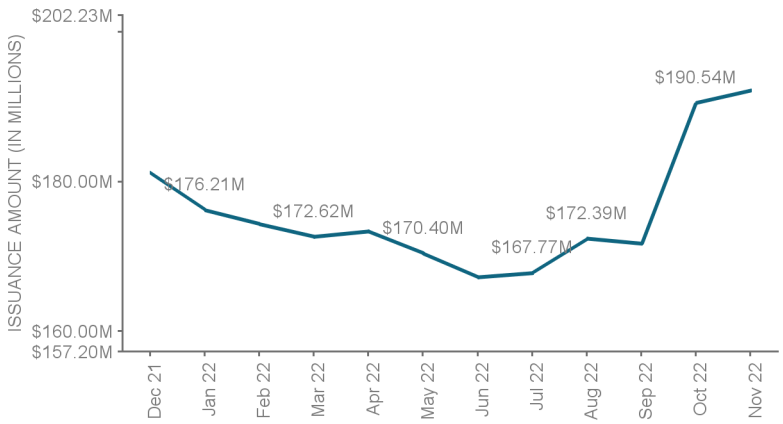
10. What was the allotment this month?

The average allotment amount per AG is \$297. Below is the frequency distribution of benefit amounts.



11. What was the issuance this month?

A total of \$192.23 million in FoodShare benefits were issued for the month. The graph below shows the total dollars for FoodShare Issuance in the past 12 months.



During the COVID-19 Public Health Emergency, emergency FoodShare allotments have been issued. These emergency allotments take FoodShare households to their maximum allowable amount, and can increase the statewide monthly issuance of FoodShare benefits by more than 50%.