

FoodShare Wisconsin Program at a Glance

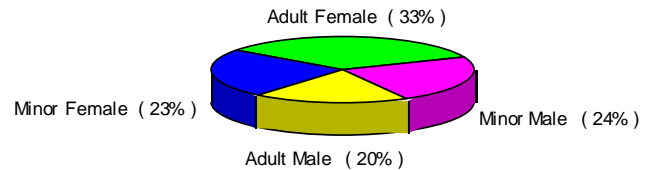
All data is for (or as of) the month of August 2009¹

Who receives FoodShare Benefits in Wisconsin?

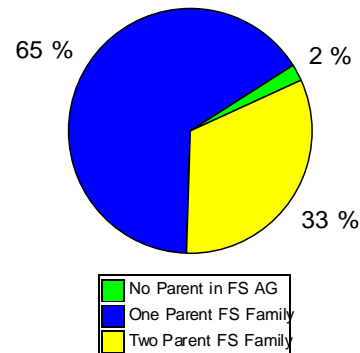
- **Poverty:** 10% of the 5.6 million people in Wisconsin receive FS.² On average from 1998 - 2000, 8.8% of the state population was at or below the federal poverty rate.³
- **Assistance Groups (AG's)/Individuals:** 264,623 Assistance groups are made up of 618,538 individuals. The AG's count increased by 6,424 from the previous month. There is an average of 2.3 people in an AG.

- **Gender:** 56% of the recipients are female and 44% are male.
- **Adults/Minors:** 53% are adults and 47% are minors. 53% of AG's have minors in them.

Adult Status and Gender



- **Minors and Their Parents:** Of the AG's that contain minors, 65% have one parent in the AG, 33% have two parents, and 2% have no parents in the household. "Parent" is defined as a biological or adoptive parent.



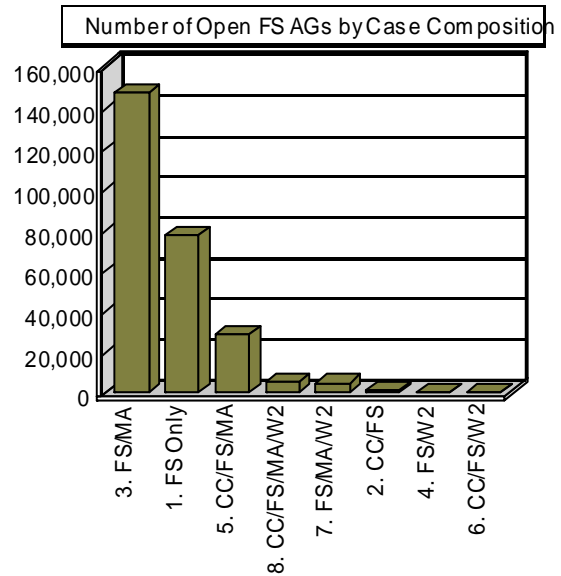
¹ Source: DWD/DWS FS Data Warehouse

² Source: U.S. Census Bureau, <http://quickfacts.census.gov/qfd/states/55000.html>

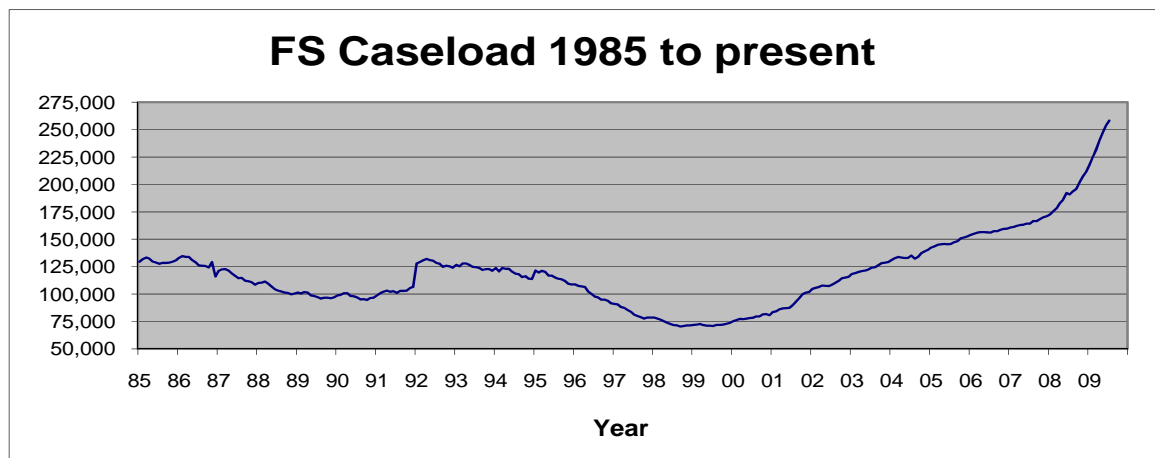
³ Source: U. S. Census Bureau <http://www.census.gov/prod/2001pubs/p60-214.pdf>

- Parents That Are Minors:** There are 1,255 minors in 1,237 FS AG's that are parents. A slightly higher number than last month and comprises 1/5 of 1 percent of the individuals that receive FS.
- Case Composition:** The table and graph shows other types of CARES issued assistance that a FS AG receives.

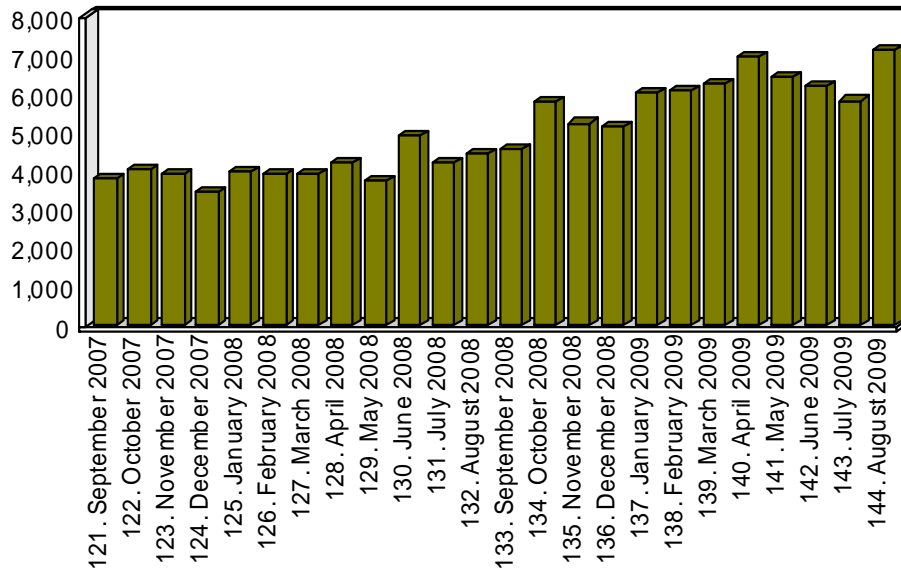
| Prog Comb | |
|----------------|---------|
| 3. FS/MA | 147,285 |
| 1. FS Only | 77,500 |
| 5. CC/FS/MA | 28,549 |
| 8. CC/FS/MA/W2 | 5,138 |
| 7. FS/MA/W2 | 4,472 |
| 2. CC/FS | 845 |
| 4. FS/W2 | 59 |
| 6. CC/FS/W2 | 44 |



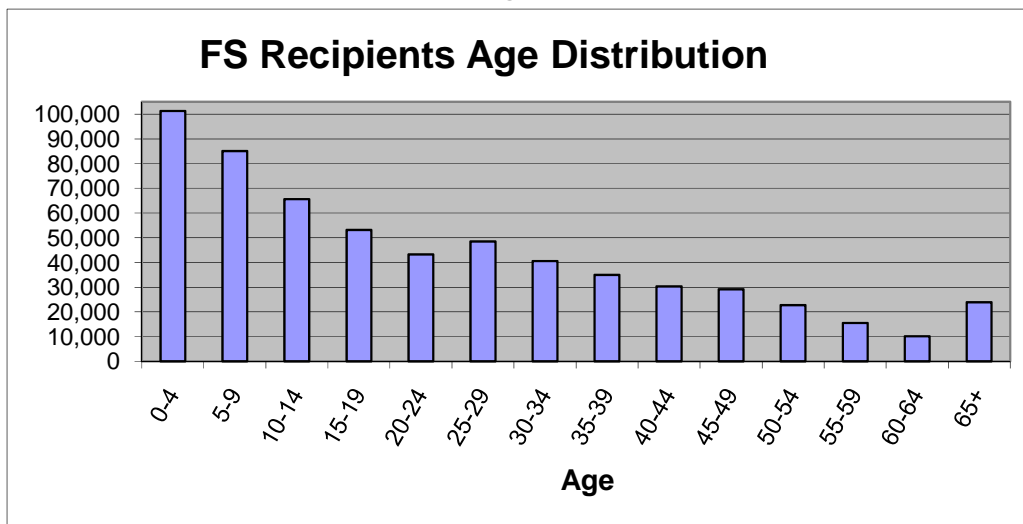
- Historical Caseload Trend:** The statewide caseload grew last month to over 264 thousand, contributing to a 36% increase over 12 months.



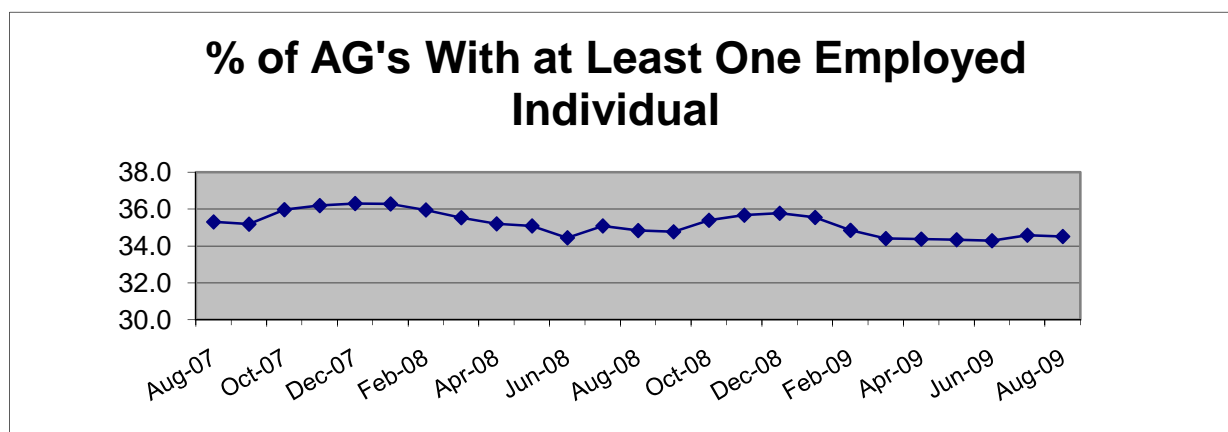
- First Time FS AG's:** This chart shows the number of first-time FS assistance groups over the last 2 years. Only AG's that have never received FS in Wisconsin before the month shown, appear in this chart. In August, 7,094 FS AG's received FS for the first time.



- Age Distribution:** The chart below shows the number of FS recipients by age, in 5 year increments. Children age 4 and under has the largest number for any five year grouping making up 17% of recipients. Half of the recipients are 19 and younger.



- Elderly/Disabled:** 15% of FS recipients are either elderly, blind, or disabled. 33% of AG's contain at least one individual that is either elderly, blind, or disabled. The average allotment for AG's that contain an elderly, blind, or disabled member is at \$163. However, 21% of the EBD caseload is receiving an allotment of \$20 or less .
- Work/Earnings:** 35% of the AG's have at least one person working. The average monthly earned income of those AG's' is \$1,202,⁴ an \$13 increase from last month. 37% of adult FS recipients are employed, the same as last month. Currently, the seasonally adjusted unemployment rate in Wisconsin is 8.8%, down .2% from last month.⁵ This is still more than double the April 2008 low.



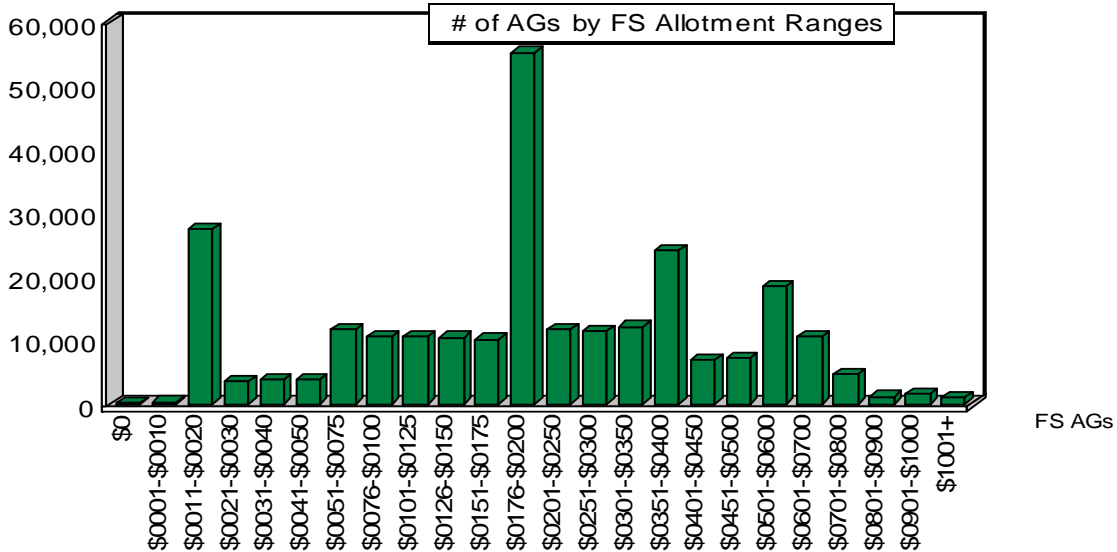
- Working Families:** A "working family" is defined as a FS AG that contains at least one minor, at least one parent of a minor, and at least one employed recipient. This is an attempt to explore those FS recipients that have children and are working. Working families make up 26% of the statewide FS AG's, average 3.7 persons per AG, and average \$1,371 in earned income per month. Other stats are available below.

| Parent in FS AG | FS AGs | Unduplicated FS Recipients | AG Earned Income Amt | Avg. Earned Income per AG | AG Unearned Income Amt | Avg. Unearned Income per AG | FS Allotment Amt - FT M | Avg. Allotment per AG |
|----------------------|---------------|----------------------------|----------------------|---------------------------|------------------------|-----------------------------|-------------------------|-----------------------|
| One Parent FS Family | 41,567 | 129,454 | \$49,452,885 | \$1,190 | \$9,671,382 | \$233 | \$12,538,070 | \$302 |
| Two Parent FS Family | 27,122 | 125,298 | \$44,747,486 | \$1,650 | \$8,153,759 | \$301 | \$10,467,809 | \$386 |
| Sum: | 68,689 | 254,752 | \$94,200,372 | | \$17,825,140.63 | Sum: | \$23,005,879.00 | |

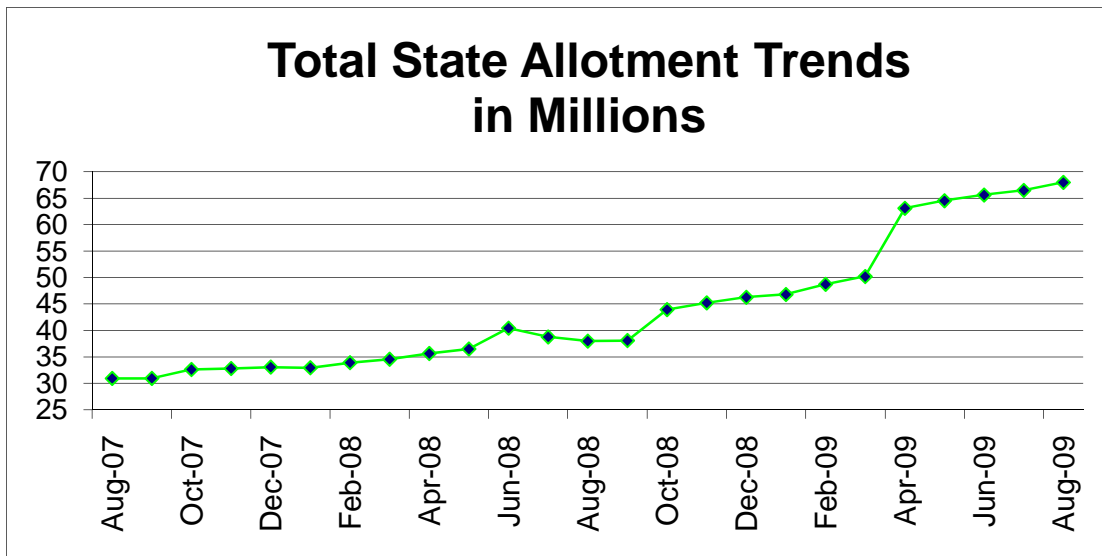
⁴ This statistic contains prospective income for cases that may have caused the case to close at the end of the report month. Therefore, the income reported here was not necessarily the income used to calculate eligibility for the allotment amount.

⁵ Source: DWD Labor Market Information at <http://worknet.wisconsin.gov/worknet/dalaus.aspx?menuselection=da>

- **Allotments:** A total of \$66.8 million in food stamp benefits were issued for the month. The average allotment amount per AG is \$257.



- **Statewide FS Allotments:** The graph below shows the total dollars in FS allotments spent on all FS AG's statewide for the past two years. Total issuance for this month stands at \$66.8 million. The large increase in April was due to the Federal stimulus legislation and a change in the allowed income deduction for utility expenses.



Ataglance200908.doc
 By Kevin Kilkenny DHS/DHCAA (608) 261-9424
 For other months' data, go to <http://dhs.wisconsin.gov/foodshare/fsataglance.htm>