



# ACCESS TO ELIGIBILITY SUPPORT SERVICES FOR HEALTH AND NUTRITION

Usage and Eligibility Results Report  
As of 02/29/2008

# ACCESS Report Summary

## Am I Eligible<sup>1</sup>

- **Self Assessments**
  - Started to date: **223,946**
  - Average started per month: **11,903<sup>2</sup>**
  - Completed to date: **208,479**
  - Average completed per month: **11,137<sup>2</sup>**
- **Households**
  - Number of households found potentially eligible for at least one program: **200,630**
  - Percentage of households who completed the screener that were found eligible for at least one program: **96%**
  - Percentage of households selecting Spanish: **0.84%**
- **Am I Eligible at a Glance**
  - Of the percentage of households found eligible for FoodShare, the average FoodShare value is: **\$165.11**
  - On average, it took between **15 to 20** minutes to complete a self assessment

## Check My Benefits<sup>3</sup>

- Number of MyACCESS accounts created: **77,524 (56,486 unique accounts)**

<sup>1</sup> Cumulative total from August 2004 to present month.

<sup>2</sup> Average over the last 3 months.

<sup>3</sup> Cumulative total from September 2005 to present month.

## ACCESS Report Summary (Continued)

### Apply For Benefits<sup>1</sup> (AFB)

- **Applications**
  - Started to date: **115,343**
  - Average started per month: **9,969<sup>2</sup>**
  - Submitted to date: **65,646**
  - Average completed per month: **5,232<sup>2</sup>**
  - Full applications: **55,338**
  - Applications with just filing date: **10,308**
  - Priority Service Eligible: **23%**
- **Applications by Program**
  - FoodShare: **44,094**
    - Priority Service Eligible: **12,528**
    - Not Priority Service Eligible: **31,566**
  - Medicaid: **47,924**
  - Family Planning Waiver: **15,435**

### Report My Changes<sup>3</sup>(RMC)

- **Reports**
  - Started this month: **2,156**
  - Submitted this month: **1,476**

<sup>1</sup> Cumulative totals from June 2006 to present.

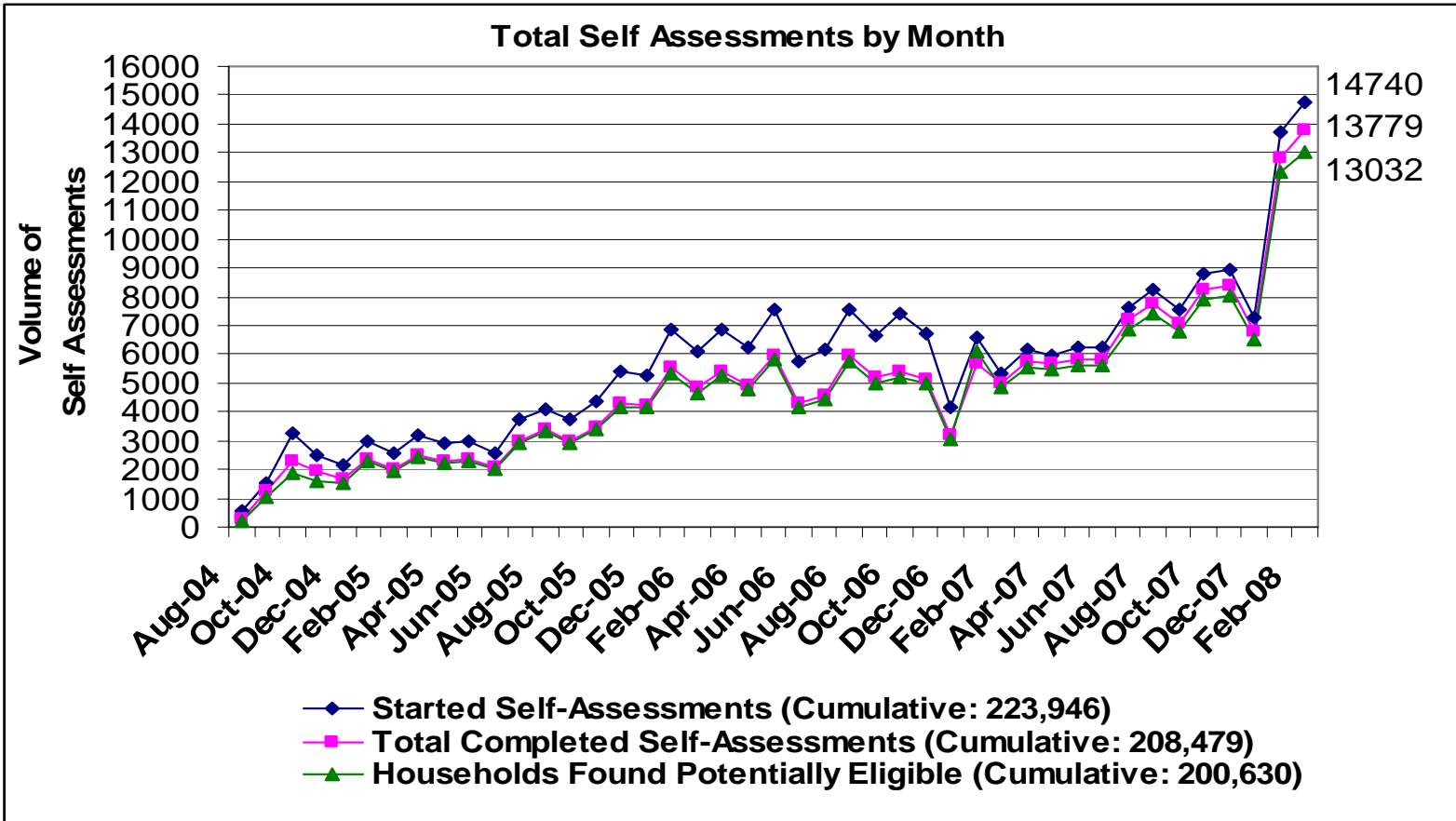
<sup>2</sup> Average over the last 3 months.

<sup>3</sup> Cumulative totals from September 2006 to present



**Am I Eligible? (AIE)**

# AIE Self Assessment Statistics



Average self assessments started per month: **11,903**

Average self assessments completed per month: **11,137**

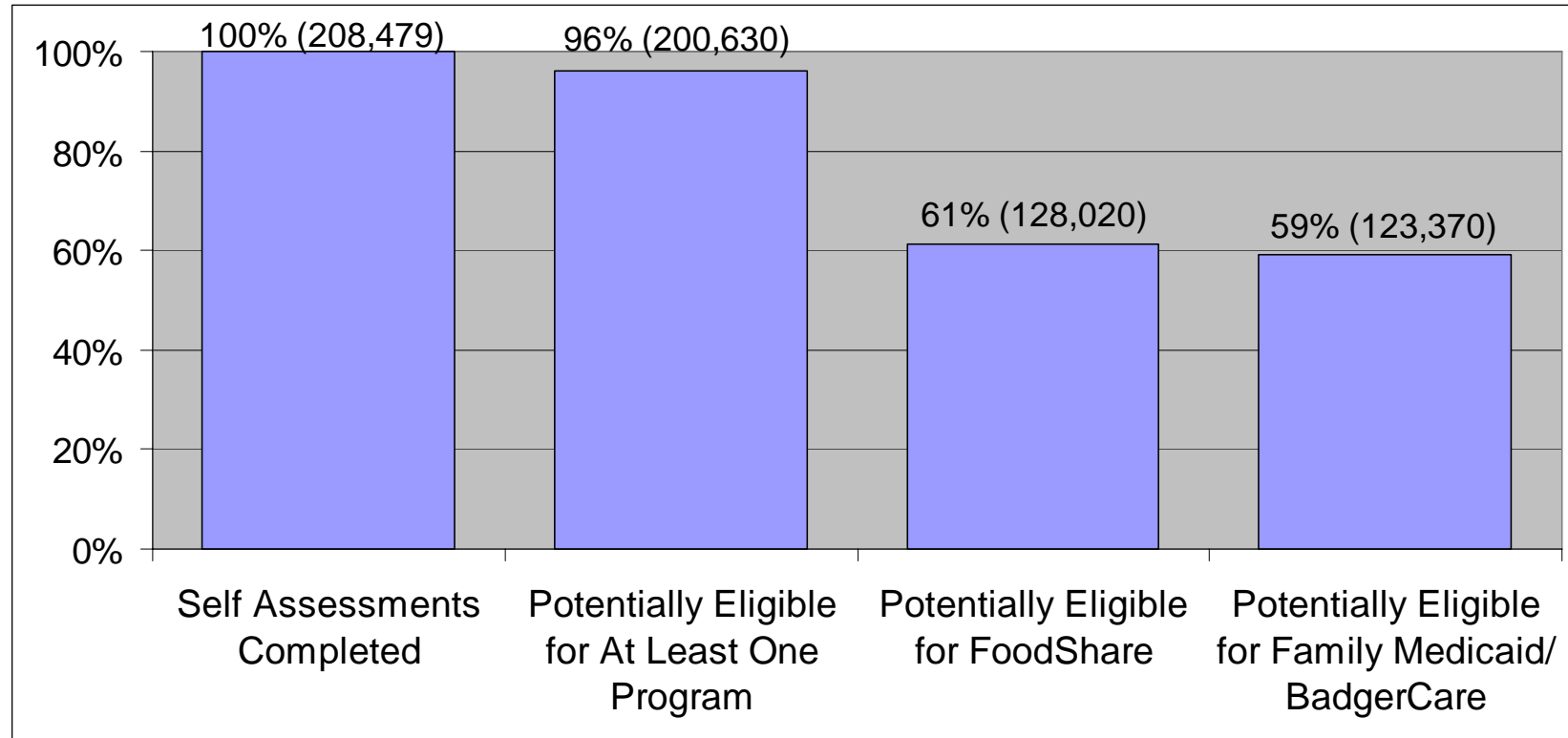
On average, it took between **15 to 20** minutes to complete a self assessment

-August 2004 through November 2004 totals include the Family Medicaid and FoodShare Programs only.

-Beginning in December 2004, totals include the addition of Family Planning Waiver, EBD Medicaid, MPA, Long Term Care, SeniorCare, WIC, School Meals/Summer food, TEFAP, and Tax Credits.

-Beginning in late January 2007, totals include the addition of WHEAP (Wisconsin Home Energy Assistance Program.)

## Households Found Potentially Eligible in AIE



Percentage of households selecting Spanish: **0.84%**

Of the percentage of households found eligible for FoodShare, the average FoodShare value is:  
**\$165.11**

\*The numbers include eligibility for Badger Care Plus as of January 12, 2008  
See next slide for detailed eligibility breakdown

Source Data: ACCESS

## Potential Eligibility in AIE

	Date Available	January 2008	February 2008	Total to Date
FoodShare	08/2004	57%	48%	61%
Family Medicaid and BadgerCare	08/2004	61%	67%	53%
Elderly, Blind, and Disabled Medicaid (EBD)	12/2004	9%	9%	10%
Family Planning Waiver	12/2004	58%	51%	57%
Medicare Premium Assistance Program	12/2004	3%	3%	4%
Long Term Care	12/2004	2%	1%	2%
SeniorCare	08/2004	5%	5%	10%
Women, Infant and Children (WIC)	12/2004	27%	20%	28%
School Meals/Summer Food Service	12/2004	64%	64%	59%
The Emergency Food Assistance Program (TEFAP)	12/2004	62%	53%	64%
Medicare Part D	07/2005	10%	9%	13%
Tax Credits	12/2004	71%	71%	69%
Wisconsin Home Energy Assistance Program (WHEAP)	1/2007	48%	40%	24%

FoodShare, Family MA, BadgerCare, and SeniorCare were available beginning August 2004. Medicare Part D became available in July 2005. WHEAP became available in January 2007. All other programs were made available in December 2004.

This chart represents the current month, the previous month, and the total to date of completed self assessments.

\*The numbers include eligibility for Badger Care Plus as of January 12, 2008

## AIE Usage by County/Tribe

County/Tribe	Count
ADAMS	1053
ASHLAND	978
BARRON	2206
BAYFIELD	629
BROWN	8505
BUFFALO	511
BURNETT	508
CALUMET	1311
CHIPPEWA	2830
CLARK	977
COLUMBIA	2112
CRAWFORD	586
DANE	19093
DODGE	2776
DOOR	846
DOUGLAS	1707
DUNN	2313
EAUCLAIRE	4335
FLORENCE	209
FONDDULAC	3098
FOREST	418

County/Tribe	Count
GRANT	1730
GREEN	1495
GREENLAKE	571
IOWA	633
IRON	266
JACKSON	857
JEFFERSON	2617
JUNEAU	1288
KENOSHA	7059
KEWAUNEE	434
LACROSSE	4932
LAFAYETTE	445
LANGLADE	632
LINCOLN	819
MANITOWOC	2198
MARATHON	4155
MARINETTE	1758
MARQUETTE	675
MENOMINEE	187
MILWAUKEE	38587
MONROE	2093

## AIE Usage by County/Tribe (Continued)

County/Tribe	Count
OCONTO	1923
ONEIDA	1660
OUTAGAMIE	6567
OZAUKEE	1930
PEPIN	289
PIERCE	1560
POLK	1857
PORTAGE	2694
PRICE	559
RACINE	5985
RICHLAND	741
ROCK	8361
RUSK	678
SAUK	2333
SAWYER	656
SHAWANO	1597

County/Tribe	Count
SHEBOYGAN	2790
ST. CROIX	4030
TAYLOR	520
TREMPEALEAU	899
VERNON	931
VILAS	785
WALWORTH	3569
WASHBURN	602
WASHINGTON	3077
WAUKESHA	10192
WAUPACA	1751
WAUSHARA	998
WINNEBAGO	5869
WOOD	3185
UNKNOWN	14926

Source Data: ACCESS



# **Apply for Benefits (AFB)**

## ACCESS AFB Usage by County/Tribe

County/Tribe	# of Submitted Applications
ADAMS	206
ASHLAND	138
BAD RIVER	14
BARRON	805
BAYFIELD	130
BROWN	2786
BUFFALO	91
BURNETT	112
CALUMET	313
CHIPPEWA	437
CLARK	210
COLUMBIA	537
CRAWFORD	152
DANE	7234
DODGE	529
DOOR	101
DOUGLAS	391
DUNN	716
EAU CLAIRE	786
FLORENCE	24
FOND DU LAC	1124

County/Tribe	# of Submitted Applications
FOREST	46
GRANT	273
GREEN	542
GREEN LAKE	161
IOWA	87
IRON	20
JACKSON	122
JEFFERSON	480
JUNEAU	287
KENOSHA	3104
KEWAUNEE	61
LA CROSSE	11
LAC DU FLAMBEAU	1733
LAFAYETTE	68
LANGLADE	124
LINCOLN	190
MANITOWOC	670
MARATHON	1259
MARINETTE	436
MARQUETTE	214
MENOMINEE	8

Source Data: ACCESS 11

## ACCESS AFB Usage by County/Tribe (Continued)

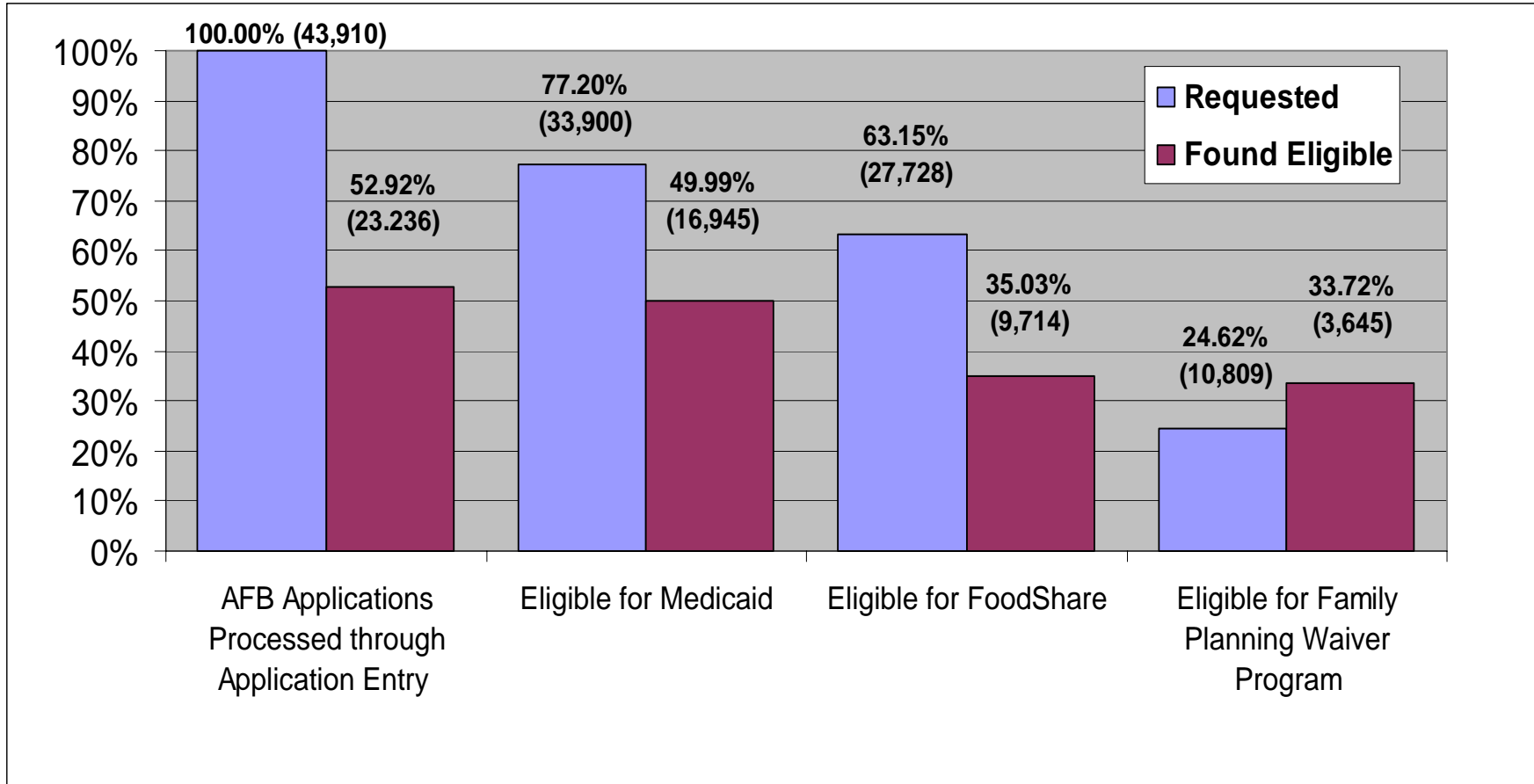
County/Tribe	# of Submitted Applications
MENOMINEE TRIBE	1
MILWAUKEE	16963
MONROE	500
OCONTO	220
ONEIDA	838
ONEIDA NATION	53
OUTAGAMIE	1935
OZAUKEE	583
PEPIN	44
PIERCE	571
POLK	377
PORTAGE	783
POTAWATOMI	2
PRICE	42
RACINE	1767
RED CLIFF	5
RICHLAND	90
ROCK	2344
RUSK	117
SAUK	463
SAWYER	84

County/Tribe	# of Submitted Applications
SHAWANO	258
SHEBOYGAN	509
SOKAOGON	26
ST CROIX	1567
ST CROIX TRIBE	1
STOCKBRIDGE-MUNSEE	5
TAYLOR	88
TREMPEALEAU	230
VERNON	164
VILAS	149
WALWORTH	1316
WASHBURN	130
WASHINGTON	640
WAUKESHA	3219
WAUPACA	371
WAUSHARA	149
WINNEBAGO	1749
WOOD	561
TOTAL (submitted to date)	65,646

Source Data: ACCESS

# CARES / AFB Eligibility Results

## Eligibility Results of the Applications Submitted from ACCESS

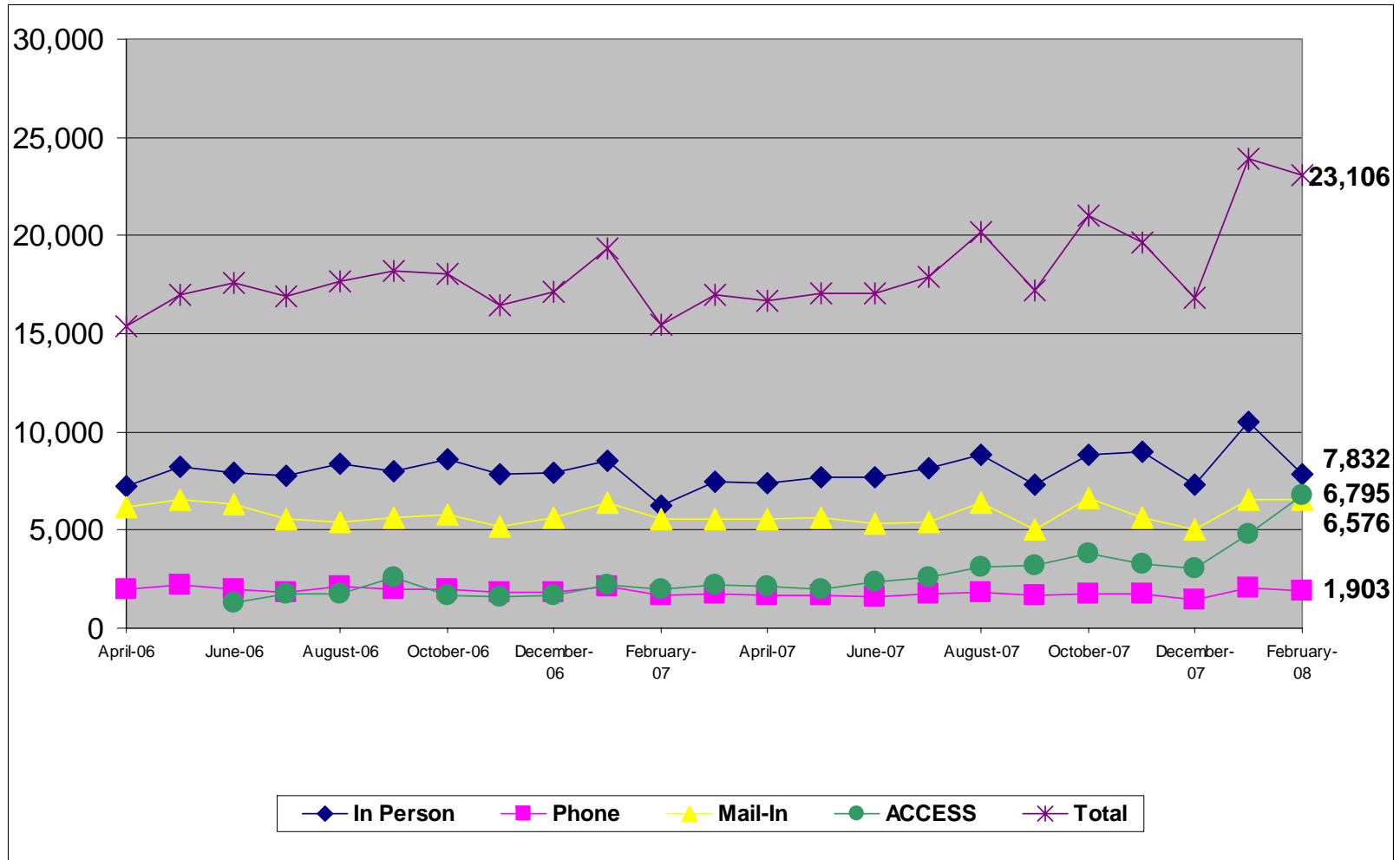


“AFB Applications Processed through Application Entry” indicates the number of ACCESS AFB applications for which the Application Entry process is complete for the case and eligibility has been run.

Source Data: CARES

# CARES RFA Information

**Medicaid, FoodShare and Family Planning Waiver Program RFA Counts by Contact Method**



Source Data: CARES

## AFB Summary Information

- **Application Statistics**
  - Started to date: **115,343**
  - Average started per month: **9,969**
  - Submitted to date: **65,646**
  - Average completed per month: **5,232**
  - Full applications: **55,338**
  - Applications with just filing date: **10,308**
  - Priority Service Eligible: **23%**
  - Health care applications received this month with an elderly, blind, disabled or potentially disabled household member: **918**
- **Applications Submitted by Program**
  - FoodShare: **44,094**
    - Priority Service Eligible: **12,528**
    - Not Priority Service Eligible: **31,566**
  - Medicaid: **47,924**
  - Family Planning Waiver: **15,435**
- **Help With Applications:**
  - Applied at Community Access Point: **1.19%**
  - Applied with the help of a friend or family member: **1.35%**
  - Applied with the help of a staff person or volunteer at an agency: **1.01%**
  - Authorized representative applied: **1.35%**
  - Legal Guardian applied: **0.74%**
  - Power of Attorney applied: **0.31%**

## AFB Summary Information

- **FoodShare Benefit Amount**
  - Of those eligible for FoodShare, the average FoodShare value is: **\$211.43**
- **Answers to the FoodShare Interview Question**
  - Number of applications that requested a phone interview: **22,378**
  - Number of applications that requested an in person interview: **25,288**
  - Number of applications that did not answer: **2,406**
- **Hardship Reasons**
  - I am elderly, blind or disabled: **2.99%**
  - I work during regular business hours: **14.42%**
  - I have limited transportation or difficulty getting to the office: **16.53%**
  - I have school or training during regular business hours: **4.71%**
  - I am caring for another person in my household: **3.29%**
  - I do not have child care: **7.13%**
  - I am not comfortable going to the local agency: **4.89%**
  - I am ill and unable to go to the local agency: **1.61%**
  - There is severe weather in my area: **0.57%**
  - Other: **5.08%**



**Check My Benefits (CMB)  
and  
Report My Changes (RMC)**

# MyACCESS Account Breakdown by County/Tribe (CMB/RMC)

County/Tribe	Count
ADAMS COUNTY	158
ASHLAND COUNTY	149
BADRIVER TRIBE	15
BARRON COUNTY	435
BAYFIELD COUNTY	71
BROWN COUNTY	2033
BUFFALO COUNTY	77
BURNETT COUNTY	108
CALUMET COUNTY	207
CHIPPEWA COUNTY	528
CLARK COUNTY	164
COLUMBIA COUNTY	366
CRAWFORD COUNTY	174
DANE COUNTY	3496
DODGE COUNTY	429
DOOR COUNTY	135
DOUGLAS COUNTY	321
DUNN COUNTY	507
EAUCLAIRE COUNTY	685
FLORENCE COUNTY	33
FONDDULAC COUNTY	795
FOREST COUNTY	72
GRANT COUNTY	271
GREEN COUNTY	198
GREENLAKE COUNTY	103

County/Tribe	Count
IOWA COUNTY	96
IRON COUNTY	42
JACKSON COUNTY	107
JEFFERSON COUNTY	434
JUNEAU COUNTY	216
KENOSHA COUNTY	2357
KEWAUNEE COUNTY	94
LAC DU FLAMBEAU TRIBE	27
LACROSSE COUNTY	720
LAFAYETTE COUNTY	71
LANGLADE COUNTY	178
LINCOLN COUNTY	165
MANITOWOC COUNTY	405
MARATHON COUNTY	803
MARINETTE COUNTY	346
MARQUETTE COUNTY	137
MENOMINEE COUNTY	29
MILWAUKEE COUNTY	22670
MONROE COUNTY	408
OCONTO COUNTY	250
ONEIDA COUNTY	409
ONEIDA TRIBAL COUNCIL	59
OUTAGAMIE COUNTY	1294
OZAUKEE COUNTY	338
PEPIN COUNTY	34

Source Data: ACCESS

## MyACCESS Account Breakdown by County/Tribe (CMB/RMC, Continued)

County/Tribe	Count
PIERCE COUNTY	267
POLK COUNTY	333
PORTAGE COUNTY	468
POTAWATOMI	1
PRICE COUNTY	57
RACINE COUNTY	1877
REDCLIFF TRIBE	24
RICHLAND COUNTY	95
ROCK COUNTY	1603
RUSK COUNTY	126
SAUK COUNTY	382
SAWYER COUNTY	99
SHAWANO COUNTY	260
SHEBOYGAN COUNTY	715
SOKAOGON TRIBE	6
ST.CROIX COUNTY	588
STATE LEVEL AGENCY - CAPO	423
STOCKBRIDGE-MUNSEE TRIBE	11
TAYLOR COUNTY	57
TREMPEALEAU COUNTY	242
VERNON COUNTY	136
VILAS COUNTY	100
WALWORTH COUNTY	746
WASHBURN COUNTY	124

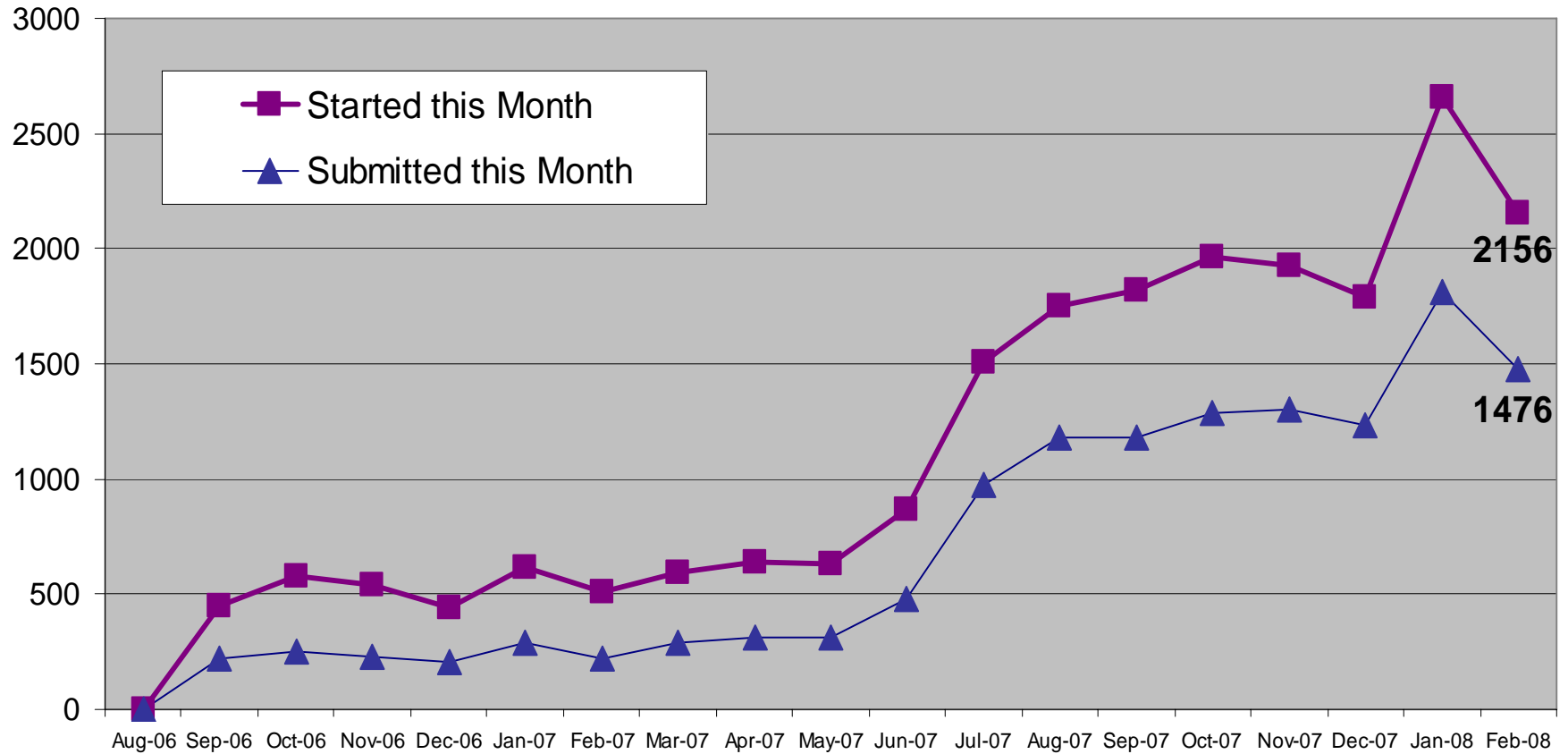
County/Tribe	Count
WASHINGTON COUNTY	560
WAUKESHA COUNTY	1742
WAUPACA COUNTY	366
WAUSHARA COUNTY	165
WINNEBAGO COUNTY	1185
WOOD COUNTY	509
<b>Total</b>	<b>56,486</b>

### Usage Statistics for CMB for February

- Total number of times users logged in to CMB: **42,196**  
(i.e., if client X logged in 3 times in one month, we count 3 total logins)
- Total number of distinct users who logged in to CMB: **12,728**  
(i.e., if client X logged in 3 times in one month, we count 1 distinct user)
- Total number of repetitive logins by users: **29,468**  
(i.e., if client X logged in 3 times in one month, we count 2 repetitive logins)

# RMC Summary Information

## Report My Changes (RMC) Report Counts



Started to date: 21,444

Submitted to date: 13,250

## Types of Changes Reported to Date Cumulative

Change Type	Count
CHANGE IN ADDRESS AND/OR PHONE NUMBER	4239
SOMEONE MOVED INTO HOUSEHOLD (PERSON ADD)	1063
SOMEONE MOVED OUT OF HOUSEHOLD	887
SOMEONE DIED	15
SOMEONE GOT MARRIED	222
SOMEONE GOT DIVORCED	17
SOMEONE BECAME PREGNANT	514
SOMEONE'S PREGNANCY ENDED	377
SOMEONE BECAME DISABLED	178
SOMEONE STARTED A TYPE OF JOB OR EMPLOYMENT	2985
SOMEONE CHANGED A TYPE OF JOB OR EMPLOYMENT	3599
SOMEONE ENDED A TYPE OF JOB OR EMPLOYMENT	3330

Change Type	Count
SOMEONE STARTED A TYPE OF UNEARNED INCOME	345
SOMEONE CHANGED A TYPE OF UNEARNED INCOME	326
SOMEONE ENDED A TYPE OF UNEARNED INCOME	535
SOMEONE ADDED A NEW TYPE OF UTILITY	1951
SOMEONE STOPPED PAYING A TYPE OF UTILITY	670
SOMEONE ADDED A HOUSING EXPENSE	854
SOMEONE CHANGED A HOUSING EXPENSE	1138
SOMEONE ENDED A HOUSING EXPENSE	294

## RMC Usage by County/Tribe

County/Tribe	Count
ADAMS COUNTY	39
ASHLAND COUNTY	13
BADRIVER TRIBE	0
BARRON COUNTY	66
BAYFIELD COUNTY	8
BROWN COUNTY	438
BUFFALO COUNTY	2
BURNETT COUNTY	3
CALUMET COUNTY	15
CHIPPEWA COUNTY	75
CLARK COUNTY	15
COLUMBIA COUNTY	58
CRAWFORD COUNTY	45
DANE COUNTY	1120
DODGE COUNTY	77
DOOR COUNTY	20
DOUGLAS COUNTY	46
DUNN COUNTY	74
EAUCLAIRE COUNTY	121
FLORENCE COUNTY	2
FONDDULAC COUNTY	123
FOREST COUNTY	7
GRANT COUNTY	35
GREEN COUNTY	47
GREENLAKE COUNTY	10

County/Tribe	Count
IOWA COUNTY	11
IRON COUNTY	3
JACKSON COUNTY	12
JEFFERSON COUNTY	59
JUNEAU COUNTY	48
KENOSHA COUNTY	430
KEWAUNEE COUNTY	3
LAC DU FLAMBEAU TRIBE	1
LACROSSE COUNTY	183
LAFAYETTE COUNTY	5
LANGLADE COUNTY	19
LINCOLN COUNTY	23
MANITOWOC COUNTY	62
MARATHON COUNTY	202
MARINETTE COUNTY	61
MARQUETTE COUNTY	27
MENOMINEE COUNTY	0
MILWAUKEE COUNTY	6626
MONROE COUNTY	80
OCONTO COUNTY	35
ONEIDA COUNTY	67
ONEIDA TRIBAL COUNCIL	12
OUTAGAMIE COUNTY	321
OZAUKEE COUNTY	86
PEPIN COUNTY	8

Source Data: ACCESS

## RMC Usage by County/Tribe (Continued)

County/Tribe	Count
PIERCE COUNTY	55
POLK COUNTY	48
PORTAGE COUNTY	37
POTAWATOMI	0
PRICE COUNTY	5
RACINE COUNTY	384
REDCLIFF TRIBE	5
RICHLAND COUNTY	14
ROCK COUNTY	302
RUSK COUNTY	17
SAUK COUNTY	64
SAWYER COUNTY	8
SHAWANO COUNTY	37
SHEBOYGAN COUNTY	108
SOKAOGON TRIBE	6
ST.CROIX COUNTY	176
STATE LEVEL AGENCY - CAPO	0
STOCKBRIDGE-MUNSEE TRIBE	0
TAYLOR COUNTY	5
TREMPEALEAU COUNTY	33
VERNON COUNTY	14
VILAS COUNTY	11
WALWORTH COUNTY	166
WASHBURN COUNTY	23

County/Tribe	Count
WASHINGTON COUNTY	98
WAUKESHA COUNTY	383
WAUPACA COUNTY	60
WAUSHARA COUNTY	21
WINNEBAGO COUNTY	240
WOOD COUNTY	87
<b>Total</b>	<b>13,250</b>