


Assessing Environmental Health in Your Community

The Madison / Dane County Experience

Presented by John Hausbeck
Public Health Madison & Dane County


Where We Started

- Initiated by Jill Matzke and Mark Salee
- Initial community survey
- Data focus
 - Based on community concerns
 - Primarily in house data
 - Data grouped in areas of
 - Health impacts
 - Environmental impacts
 - Sources
 - Prevention and control



The Missing Component

- 1995 - Department completed community health assessment
- Assessment tool lacked environmental health component
- EH section based on 1993 Report Card
 - Updated data & new indicators
- EH areas identified by focus group discussions
 - Food safety
 - Water quality

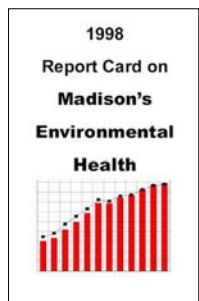


EH Assessment Issues

- Disagreement about what "Environment" is

The Next Update

- Report Card updated and revised for 1998
 - Expanded and changed some indicators
- Assessment solutions
 - Reach outside public health
 - Asthma data from schools




EH Assessment Issues

- Disagreement about what "Environment" is
- Data incomplete and scattered

A Fresh Look

- EH Report Card updated and revised for 2000
- Assessment solutions
 - Added 2010 Objectives as targets
 - New community specific data identified




EH Assessment Issues

- Disagreement about what “Environment” is
- Data incomplete and scattered
- Goals

Updates and Expansion

- Community survey used to gather data on:
 - Bike use
 - Drinking water
 - Beach use
 - Fish consumption
 - Lead and radon testing
 - Tobacco use
 - Pesticide use




EH Assessment Issues

- Disagreement about what “Environment” is
- Data incomplete and scattered
- Goals
- Data unavailable at the community level


More Updates and Revisions

- No major changes
- Continue monitoring trends
- More data available from state and federal agencies
- Internet becoming a primary source of data



Second Major Revision

- Expansion to cover all Dane County
 - Focus group input
 - Changes in community concerns
 - Private wells
 - Better links to data sources
- Assessment solutions
 - Data more readily available



EH Assessment Issues

- Disagreement about what “Environment” is
- Data incomplete and scattered
- Goals
- Data unavailable at the community level
- Connection between health and environment not always clear

Other Resources

- US Centers for Disease Control and Prevention (CDC) www.cdc.gov/nceh/ehs/ceha/
- National Association for County and City Health Officials (NACCHO): PACE-EH www.naccho.org/topics/environmental/CEHA/index.cfm
- Environmental Law Institute: Community Environmental Health Assessment Workbook www.elistore.org/reports_detail.asp?ID=522
- Other environmental health assessments
 - American Lung Association
 - Scorecard.org

Questions?

Speaker Information:
John Hausbeck, Environmental Health Services Supervisor
Public Health Madison & Dane County
2701 International Ln #204
Madison WI 53704
Phone: 608-243-0331
Email: jhausbeck@publichealthmdc.com
Website: www.publichealthmdc.com

Objectives

- Identify sources of information
- Evaluate data the information they provide
- Start your own process of community assessment